

MOSAICS



©
ORIGINALSTYLE



Elite Collection

- 4 Introduction
- 6 Pure Gold
- 8 Gold Rush
- 12 Byzantium
- 14 Feng Shui
- 16 Therapy
- 18 Shell

Glass Gold Fleck

- 22 Introduction
- 24 Gold Fleck 20mm
- 26 Gold Fleck Mixed 20mm
- 27 Gold Fleck Mixed 10mm

Glass Iridescent

- 28 Introduction
- 30 Highlight Range
- 32 Iridescent Recycled 20mm
- 34 Iridescent 20mm
- 36 Iridescent Brickbond 20x42mm
- 37 Lustre Glass Iridescent Crackle
- 38 Iridescent Shapes
- 38 Ethereal Linear Range

Glass Mixed Blends

- 40 Introduction
- 42 Mixed Blends 20mm
- 45 Recycled Matt 20mm

Glass 8 Tile Panels

- 46 Introduction
- 48 8 Tile Panels

Glass Clear, Mixed, Frosted, Tumbled, Mirrored & Stained Glass Effect

- 50 Introduction
- 52 Mystique
- 54 Mantra

- 56 Ibiza
- 58 Ethereal Range
- 60 Stained Glass
- 61 Plain Glass 24mm
- 62 Mixed 24mm
- 64 Tumbled Beach Washed Mixed 24mm
- 66 Tumbled Earth Brickbond Single 24x48mm
- 67 Tumbled Earth Brickbond Mixed 24x48mm
- 68 Frosted Pebbles
- 69 Offset Sky Clear & Frosted Single 24mm
- 70 Offset Sky Clear & Frosted Mixed 24mm
- 72 Clear Brickbond 24x48mm
- 73 Tumbled Earth Mixed 48mm
- 74 Random Pattern Clear Mixed
- 75 Random Pattern Frosted Mixed
- 75 Random Pattern Clear & Frosted

Glass Paradise Range (Film & Paper Faced)

- 76 Introduction
- 78 Tropical Collection 15mm
- 79 Tropical Collection 25mm
- 80 The Lagoon Collection Natural & Pearl 25mm
- 82 The Lagoon Collection Silk 25mm

Mixed Glass, Stone, Ceramic, Porcelain, Metal & Wood

- 84 Introduction
- 86 Safari
- 86 Prospect
- 88 Seasons
- 89 Emotion
- 90 Earth & Fire 15mm
- 93 Earth & Fire 23mm
- 95 Glass & Metal 23mm
- 95 Glass & Stone 23mm
- 96 Metallic Glazed Ceramic
- 96 Coconut, Bamboo, Wood

Metal

- 98 Introduction
- 100 Polished & Brushed
- 104 Aluminium
- 105 Copper

Porcelain

- 108 Introduction
- 110 Aegean 23mm
- 112 Floor Tiles

Stone

- 114 Introduction
- 116 Polished Marble
- 118 Venetian Mosaics 10mm
- 119 Venetian Mosaics 23mm
- 120 Venetian Mosaics 25mm
- 122 Venetian Mosaics 48mm
- 124 Venetian Mosaics Brickbonds
- 126 Venetian Mosaics Offset Square, Octagon, Pentagon, Spiral, Fan, Diamond, Basketweave
- 127 Splitface
- 127 Rustics
- 128 Pebbles & Borders
- 129 Linear Mosaics
- 130 Strata
- 131 Medallions
- 132 Stone Borders, Stone & Metal Borders
- 134 Stone, Metal & Glass Borders

Important Information

- 135 How many tiles will you need?
- 136 Information English
- 138 Information French
- 140 Information German
- 142 Information Dutch
- 144 Information Russian

Bespoke Mosaics

- 146 The possibilities are endless

Tile suitability – key to symbols

Please refer to the **Usage Guides** for full details of suitability and special notes on individual products and ranges.



Walls



Shower/Wet room



Floors



External walls only





Introduction



Mosaics have never been out of fashion – they have been used to decorate homes and public buildings since ancient times.

And there has never been as much choice as now. We have a huge range of mosaics made from a variety of materials:

Gold: precious gold appears in Kasba and Eastern Light (page 6)

Shell: mother of pearl shell is used for Carthage, Mother of Pearl and Purity (page 19).

Glass: choose from a rainbow of colours, and different textures and sizes: clear, frosted and tumbled, gold fleck, iridescence, crackle, pearl and even recycled (pages 4-95).

Wood: Wood, bamboo and coconut: Surabaya is recycled wood from wooden fishing boats from South East Asia, Ceylon is coconut husk and Lombok contains pieces of bamboo (pages 96-97).

Ceramic and Porcelain: a practical material that can also look stunning (pages 96, 108-113).

Metal: Alchemy Brick, Cube and Square are antique-effect copper; aluminium and stainless steel, both polished and brushed (pages 98-107)

Natural Stone: from marble to pebbles, and various finishes from honed to polished (pages 114-134).



As well as being beautiful to look at, mosaics are incredibly practical. Depending on the material they are made from, they can be easily applied to flat and curved surfaces, used to cover large areas or to provide a simple accent or contrast. Versatile too, they can decorate not only residential kitchens, bathrooms and other living spaces but also commercial interiors, where hard wearing properties and good looks are important.

Elite



This collection of our finest and most beautiful mosaics is called Elite. Some are made from precious metals and prized materials; all have the power to transform a room. If you are looking for the exceptional to decorate your home, then you cannot fail to be inspired by these unique mosaics.

▼ Eastern Light




Pure Gold

Make a statement by going for gold. Add subtle highlights with a border, or tile an entire room, bask in its warm glow on a living room wall or bathe in a luxurious bathroom setting. Kasba is a randomly-patterned mixture of bronze, gun metal with real gold. Eastern Light is made from 24 carat gold leaf, ripple-textured and encased in glass, giving an overall look of beaten gold.



Eastern Light



EASTERN LIGHT

290x290x5mm (11⁷/₁₆"x11⁷/₁₆"x³/₁₆")

GW-EASMOS

Tile size: 15mm (5/8")



KASBA

322x322x9mm (12¹¹/₁₆"x12¹¹/₁₆"x³/₈")

GW-KASMOS

Tile size: 25mm (1")



Kasba




Gold Rush

Can you ever have enough gold? With the choice on these pages you could have a different look for every room. Close up, Precious and Opulence are treasure chests of jewels and coins; both Bullion and Medina look as if they are worth their weight in real gold; Paparazzi, Byzantium Gold and Byzantium Gem are extravagant and shiny.




Precious



BYZANTIUM GOLD*

294x294x8mm (11⁹/₁₆"x11⁹/₁₆"x⁵/₁₆")
GW-BYZGLDMOS
Tile size: 25mm (1")



BYZANTIUM GEM*

294x294x8mm (11⁹/₁₆"x11⁹/₁₆"x⁵/₁₆")
GW-BYZGEMMOS
Tile size: 25mm (1")



MEDINA

290x305x8mm (11⁷/₈"x12"x⁵/₁₆")
GW-MDNMOS
Tile size: 20 x 40mm (1³/₁₆ x 1⁹/₁₆")




PRECIOUS

294x294x8mm (11⁹/₁₆"x11⁹/₁₆"x⁵/₁₆")
GW-PREMOS
Tile size: 25mm (1")



PAPARAZZI

300x300x8mm (11¹³/₁₆"x11¹³/₁₆"x⁵/₁₆")
GW-PAPMOSR
Tile size: 23 & 48mm (7⁷/₈" & 1⁷/₈")



BULLION

300x300x8mm (11¹³/₁₆"x11¹³/₁₆"x⁵/₁₆")
GW-BULMOS
Tile size: 23mm (7⁷/₈")



* Please note, these mosaics should not be placed in direct sunlight as this may cause them to fade over time, they are also not suitable for external use.

* Merci de noter que ces produits ne doivent pas être installés dans les endroits sujets à la lumière du soleil direct car ils pourraient se décolorer. Convient aux endroits secs uniquement.

* Bitte beachten Sie, diese Mosaiken keiner direkten Sonneneinstrahlung auszusetzen, sonst werden sie mit der Zeit ausbleichen. Sie sind auch nicht zum Aussengebrauch geeignet.

* Mozaïeken uit deze serie mogen niet in direct zonlicht worden geplaatst. Omdat ze dan kunnen verkleuren. Ook mogen ze niet buitenshuis worden gebruikt.

* Обратите внимание, что на эту мозаику не должны падать прямые солнечные лучи, т.к. со временем это может привести к выцветанию. Кроме того, эта мозаика не подходит для установки снаружи помещения.




Bullion with Tileworks Fantasy Black on the floor

Gold Rush

More choices for a golden glow – from the Inca Gold with two different tile sizes, Armada and Opulence with their mix of glazed ceramic and stone, to the warm sunset tones and textures of Sunflower, which looks good matched with natural stone from our Earthworks Collection.




Inca Gold 15



INCA GOLD 15

300x300x8mm (11¹³/₁₆" x 11¹³/₁₆" x 5⁵/₁₆"")
EW-INGMOS15 Tile size: 15mm (9⁹/₁₆"")




INCA GOLD 23

300x300x8mm (11¹³/₁₆" x 11¹³/₁₆" x 5⁵/₁₆"")
EW-INGMOS23 Tile size: 23mm (7⁷/₈"")



ARMADA GOLD

300x300x8mm (11¹³/₁₆" x 11¹³/₁₆" x 5⁵/₁₆"")
EW-AMGMOS Tile size: 23mm (7⁷/₈"")



SUNFLOWER

300x300x8mm (11¹³/₁₆" x 11¹³/₁₆" x 5⁵/₁₆"")
EW-SFWMOS Tile size: 15mm (9⁹/₁₆"")



OPULENCE

298x298x8mm (11³/₄" x 11³/₄" x 5⁵/₁₆"")
EW-OPUMOS Tile size: 23mm (7⁷/₈"")



Please note that Opulence can be used in showers. The other mosaics can be placed in kitchens and bathrooms but are not suitable for showers.

Veuillez noter que la mosaïque Opulence peut être utilisée pour les douches. Les autres mosaïques conviennent aux cuisines et salles de bains mais ne sont pas adaptées aux douches.

Bitte beachten Sie, dass Opulence für die Installation in Duschen geeignet ist. Die anderen Mosaiken sind zur Verwendung in Küchen und Bädern geeignet, nicht jedoch für Duschen.


Let op: Opulence is geschikt voor in een douche. De andere mozaïeken kunnen in keukens en badkamers worden gebruikt, maar niet in een douche.

Обратите внимание, что Opulence можно использовать в душевых кабинах. Остальная мозаика подходит для кухонь и ванных комнат, но не для душевых кабин.




Byzantium

The glowing, burnished metal colours echo the splendour found in art from Byzantium and the many examples of mosaics found there. Transform a room into a palace of reflected light with these jewel-bright colours. The individual tiles in Jewel and Treasure are smaller to give an even more lustrous effect.



Treasure




BYZANTIUM TREASURE

301x301x8mm (11⁷/₈"x11⁷/₈" x⁵/₁₆")

GW-BYZTREMOS

Tile size: 15mm (9/₁₆")




BYZANTIUM JEWEL

301x301x8mm (11⁷/₈"x11⁷/₈" x⁵/₁₆")

GW-BYZJEWMO

Tile size: 15mm (9/₁₆")




BYZANTIUM GEM

294x294x8mm (11⁹/₁₆"x11⁹/₁₆" x⁵/₁₆")

GW-BYZGEMMO

Tile size: 25mm (1")

Also shown on page 8



BYZANTIUM GOLD

294x294x8mm (11⁹/₁₆"x11⁹/₁₆" x⁵/₁₆")

GW-BYZGLDMO

Tile size: 25mm (1")

Also shown on page 8



Please note, these mosaics should not be placed in direct sunlight as this may cause them to fade over time, they are also not suitable for external use.

Merci de noter que ces produits ne doivent pas être installés dans les endroits sujets à la lumière du soleil direct car ils pourraient se décolorer. Convient aux endroits secs uniquement.

Bitte beachten Sie, diese Mosaiken keiner direkten Sonneneinstrahlung auszusetzen, sonst werden sie mit der Zeit ausbleichen. Sie sind auch nicht zum Aussengebrauch geeignet.

Mozaïeken uit deze serie mogen niet in direct zonlicht worden geplaatst. Omdat ze dan kunnen verkleuren. Ook mogen ze niet buitenshuis worden gebruikt.

Обратите внимание, что на эту мозаику не должны падать прямые солнечные лучи, т.к. со временем это может привести к выцветанию. Кроме того, эта мозаика не подходит для установки снаружи помещения.



Frankincense




BYZANTIUM BRONZE

294x294x8mm (11⁹/₁₆"x11⁹/₁₆"x⁵/₁₆")

GW-BYZBROMOS

Tile size: 25mm (1")




BYZANTIUM COPPER

294x294x8mm (11⁹/₁₆"x11⁹/₁₆"x⁵/₁₆")

GW-BYZCOPMOS

Tile size: 25mm (1")




BYZANTIUM AMBER

294x294x8mm (11⁹/₁₆"x11⁹/₁₆"x⁵/₁₆")

GW-BYZAMBOS

Tile size: 25mm (1")




BYZANTIUM PLATINUM

294x294x8mm (11⁹/₁₆"x11⁹/₁₆"x⁵/₁₆")

GW-BYZPLAMOS

Tile size: 25mm (1")




BYZANTIUM MYRRH

294x294x8mm (11⁹/₁₆"x11⁹/₁₆"x⁵/₁₆")

GW-BYZMYRMOS

Tile size: 25mm (1")



BYZANTIUM FRANKINCENSE

294x294x8mm (11⁹/₁₆"x11⁹/₁₆"x⁵/₁₆")

GW-BYZFRAMOS

Tile size: 25mm (1")

Please note, these mosaics should not be placed in direct sunlight as this may cause them to fade over time, they are also not suitable for external use.

Merci de noter que ces produits ne doivent pas être installés dans les endroits sujets à la lumière du soleil direct car ils pourraient se décolorer. Convient aux endroits secs uniquement.

Bitte beachten Sie, diese Mosaiken keiner direkten Sonneneinstrahlung auszusetzen, sonst werden sie mit der Zeit ausbleichen. Sie sind auch nicht zum Aussengebrauch geeignet.

Mozaïeken uit deze serie mogen niet in direct zonlicht worden geplaatst. Omdat ze dan kunnen verkleuren. Ook mogen ze niet buitenshuis worden gebruikt.


Обратите внимание, что на эту мозаику не должны падать прямые солнечные лучи, т.к. со временем это может привести к выцветанию. Кроме того, эта мозаика не подходит для установки снаружи помещения.



Feng Shui


In Feng Shui (the ancient Chinese art of placement), it is thought that harmony can be achieved within a living space by the channelling of positive energy or 'chi'. Colours, plants and flowers can represent elements of fire, water, wood, earth and metal. Use mosaics from this range to energise and bring life to spaces from bedrooms to offices.

Zao




ZAO

300x300x8mm (11¹³/₁₆"x11¹³/₁₆"x5⁵/₁₆")
GW-ZAOMOS
Tile size: 23 & 48mm (7⁷/₈" & 1⁷/₈")




YARI

300x300x8mm (11¹³/₁₆"x11¹³/₁₆"x5⁵/₁₆")
GW-YARMOS
Tile size: 23 & 48mm (7⁷/₈" & 1⁷/₈")



KOBUSHI

300x300x8mm (11¹³/₁₆"x11¹³/₁₆"x5⁵/₁₆")
GW-KOBMOS
Tile size: 15, 23 & 48mm (9⁹/₁₆" 7⁷/₈" & 1⁷/₈")



TEKARI

300x300x8mm (11¹³/₁₆"x11¹³/₁₆"x5⁵/₁₆")
GW-TEKMOS
Tile size: 23 & 48mm (7⁷/₈" & 1⁷/₈")



SUKAI

300x300x8mm (11¹³/₁₆"x11¹³/₁₆"x5⁵/₁₆")
GW-SUKMOS
Tile size: 48mm (1⁷/₈")



Please note, these mosaics should not be placed in direct sunlight as this may cause them to fade over time, they are also not suitable for external use.

Merci de noter que ces produits ne doivent pas être installés dans les endroits sujets à la lumière du soleil direct car ils pourraient se décolorer. Convient aux endroits secs uniquement.

Bitte beachten Sie, diese Mosaiken keiner direkten Sonneneinstrahlung auszusetzen, sonst werden sie mit der Zeit ausbleichen. Sie sind auch nicht zum Aussengebrauch geeignet.

Mozaïeken uit deze serie mogen niet in direct zonlicht worden geplaatst. Omdat ze dan kunnen verkleuren. Ook mogen ze niet buitenshuis worden gebruikt.

Обратите внимание, что на эту мозаику не должны падать прямые солнечные лучи, т.к. со временем это может привести к выцветанию. Кроме того, эта мозаика не подходит для установки снаружи помещения.


Therapy

23mm (7/8")

Seven softly glowing colours make up the Therapy range. These heavenly shades are all as therapeutic as moonlight on a lake, or a warm and scented candlelit bath.



Tranquillity



PEACE

300x300x8mm (11¹³/₁₆"x11¹³/₁₆"x⁵/₁₆")
GW-PEAMOS



TRANQUILLITY

300x300x8mm (11¹³/₁₆"x11¹³/₁₆"x⁵/₁₆")
GW-TRAMOS



SERENE

300x300x8mm (11¹³/₁₆"x11¹³/₁₆"x⁵/₁₆")
GW-SREMOS



KARMA

300x300x8mm (11¹³/₁₆"x11¹³/₁₆"x⁵/₁₆")
GW-KRAMOS



CHAKRA

300x300x8mm (11¹³/₁₆"x11¹³/₁₆"x⁵/₁₆")
GW-CHAMOS



NIRVANA

300x300x8mm (11¹³/₁₆"x11¹³/₁₆"x⁵/₁₆")
GW-NIRMOS



MELLOW

300x300x8mm (11¹³/₁₆"x11¹³/₁₆"x⁵/₁₆")
GW-MELMOS







Mother of Pearl with Earthworks
Ardennes Honed on wall and floor

Shell


Mosaics made from natural shell are the height of luxury. Each small square of Mother of Pearl and Purity shimmers with soft reflections, and these tiles are a stunning addition to any room. Carthage is a linear combination of stone and mother of pearl, designed to be used as an edging or border.

Carthage with Earthworks Polished Old Acquitaine




PURITY

300x300x2mm (11¹³/₁₆"x11¹³/₁₆"x1¹/₁₆")
EW-PURMOS
Tile size: 15mm (9/₁₆")



MOTHER OF PEARL

300x300x2mm (11¹³/₁₆"x11¹³/₁₆"x1¹/₁₆")
EW-PARMOS
Tile size: 15mm (5/₈")



CARTHAGE BORDER (Sold in sheets)

304x298x8mm (12"x11³/₄"x5⁵/₁₆")
EW-CARTH B
Tile size: 15 & 48mm (9/₁₆" & 1⁷/₈")



Purity



Pearl Brickbond shown with Tileworks
Mattone Nero Ceramic Brick Effect

Shell

The subtle beauty of shell is captured in these mosaics, from the ethereal pale shimmer of Pearl and Innocence to the tawny shades within Modesty. Pearl is also available in a brickbond format for an interesting texture that works well with other rectangular shapes, as shown left.



Modesty



PEARL BRICKBOND

318x310x2mm (12¹/₂" x 12³/₁₆" x 1/₁₆")

EW-PRLMOSBB

Tile size: 24 x 15mm (15/₁₆" x 9/₁₆")



PEARL

305x305x2mm (12" x 12" x 1/₁₆")

EW-PRLMOS

Tile size: 20mm (13/₁₆")



INNOCENCE

305x305x2mm (12" x 12" x 1/₁₆")

EW-INNMOS

Tile size: 20mm (13/₁₆")




GRACE

305x305x2mm (12" x 12" x 1/₁₆")

EW-GRCMOS

Tile size: 20mm (13/₁₆")



MODESTY

305x305x2mm (12" x 12" x 1/₁₆")

EW-MDYMOS

Tile size: 20mm (13/₁₆")



Glass Gold Fleck



Here are hints and glints of gold in subtle, random patterns to light up a range of colours. Choose from pale neutral through to deep dark hues to add more than a little glamour to your home.

▼ Sadiola

GOLD FLECK GLASS



Gold Fleck

20mm ($1\frac{3}{16}$ "

Whoever said that all that glisters is not gold would do well to take a second, closer look at these beautiful semi-transparent glass mosaics. Their unique qualities of surface 'flecking' add just a touch of opulence to a range of natural colours.




Harmony




HARMONY

327x327x4mm ($12\frac{7}{8}$ "x $12\frac{7}{8}$ "x $\frac{3}{16}$ ")
GW-HARMOS




YANACocha

327x327x4mm ($12\frac{7}{8}$ "x $12\frac{7}{8}$ "x $\frac{3}{16}$ ")
GW-YNAMOS




EL DORADO

327x327x4mm ($12\frac{7}{8}$ "x $12\frac{7}{8}$ "x $\frac{3}{16}$ ")
GW-ELDMOS




MONTE CRISTO

327x327x4mm ($12\frac{7}{8}$ "x $12\frac{7}{8}$ "x $\frac{3}{16}$ ")
GW-MOCMOS




KOMATI

327x327x4mm ($12\frac{7}{8}$ "x $12\frac{7}{8}$ "x $\frac{3}{16}$ ")
GW-KOMMOS




MAGALIA

327x327x4mm ($12\frac{7}{8}$ "x $12\frac{7}{8}$ "x $\frac{3}{16}$ ")
GW-MAGMOS




SADIOLA

327x327x4mm ($12\frac{7}{8}$ "x $12\frac{7}{8}$ "x $\frac{3}{16}$ ")
GW-SADMOS



SEQUOIA

327x327x4mm ($12\frac{7}{8}$ "x $12\frac{7}{8}$ "x $\frac{3}{16}$ ")
GW-SEQMOS




SARATOGA


327x327x4mm ($12\frac{7}{8}$ "x $12\frac{7}{8}$ "x $\frac{3}{16}$ ")
GW-SARMOS




Mali

**MALI**


327x327x4mm (12⁷/₈"x12⁷/₈"x3³/₁₆")
GW-MALMOS

**ALMOUTALA**


327x327x4mm (12⁷/₈"x12⁷/₈"x3³/₁₆")
GW-ALMMOS

**RUBY FALLS**


327x327x4mm (12⁷/₈"x12⁷/₈"x3³/₁₆")
GW-RBYMOS

**TAMBALI**


327x327x4mm (12⁷/₈"x12⁷/₈"x3³/₁₆")
GW-TAMMOS

**KLONDIKE**


327x327x4mm (12⁷/₈"x12⁷/₈"x3³/₁₆")
GW-KLOMOS

**WILD ROSE**

327x327x4mm (12⁷/₈"x12⁷/₈"x3³/₁₆")
GW-WLRMOS

**SMOKEY RIDGE**

327x327x4mm (12⁷/₈"x12⁷/₈"x3³/₁₆")
GW-SKRMOS

**VATUKOULA**

327x327x4mm (12⁷/₈"x12⁷/₈"x3³/₁₆")
GW-VGMMOS



Gold Fleck

(Mixed) 20mm ($1\frac{3}{16}$ ")

The ultimate in glamour and elegance, fit to adorn the most sophisticated of locations. Sleek and sexy, the dark smouldering shades create a moody ambience for the most decadent bathrooms and kitchens.



Emperor




GOLDEN SPUR

327x327x4mm ($12\frac{7}{8}$ "x $12\frac{7}{8}$ "x $\frac{3}{16}$ ")
GW-GDSMOS




SANTA ANA

327x327x4mm ($12\frac{7}{8}$ "x $12\frac{7}{8}$ "x $\frac{3}{16}$ ")
GW-SNTMOS



EMPEROR

327x327x4mm ($12\frac{7}{8}$ "x $12\frac{7}{8}$ "x $\frac{3}{16}$ ")
GW-EPRMOS




SIERRA

327x327x4mm ($12\frac{7}{8}$ "x $12\frac{7}{8}$ "x $\frac{3}{16}$ ")
GW-SRAMOS




SENECA

327x327x4mm ($12\frac{7}{8}$ "x $12\frac{7}{8}$ "x $\frac{3}{16}$ ")
GW-SNCMOS




SAN FELIPE

327x327x4mm ($12\frac{7}{8}$ "x $12\frac{7}{8}$ "x $\frac{3}{16}$ ")
GW-SFPMOS




ASHANTI

327x327x4mm ($12\frac{7}{8}$ "x $12\frac{7}{8}$ "x $\frac{3}{16}$ ")
GW-ASHMOS



CEDAR RIDGE

327x327x4mm ($12\frac{7}{8}$ "x $12\frac{7}{8}$ "x $\frac{3}{16}$ ")
GW-CDRMOS



DISCOVERY

327x327x4mm ($12\frac{7}{8}$ "x $12\frac{7}{8}$ "x $\frac{3}{16}$ ")
GW-DSCMOS




Gold Fleck

(Mixed) 10mm ($\frac{3}{8}$ ")

The subtlety of gold flecking is here in a smaller mosaic, veined in imitation marble. The darker tesserae are inset at random, with the veins running in different directions. The Romans used this kind of decorative effect liberally in their grand buildings.


GOLD FLECK GLASS

Vesuvius




DIAMOND HEAD

318x318x4mm ($12\frac{1}{2}$ "x $12\frac{1}{2}$ "x $\frac{3}{16}$ ")
GW-DIAMOS




EL CHICHON

318x318x4mm ($12\frac{1}{2}$ "x $12\frac{1}{2}$ "x $\frac{3}{16}$ ")
GW-ELCMOS




GAMBIER

318x318x4mm ($12\frac{1}{2}$ "x $12\frac{1}{2}$ "x $\frac{3}{16}$ ")
GW-GAMMOS



KRAKATOA

318x318x4mm ($12\frac{1}{2}$ "x $12\frac{1}{2}$ "x $\frac{3}{16}$ ")
GW-KRKMOS



ST HELENS

318x318x4mm ($12\frac{1}{2}$ "x $12\frac{1}{2}$ "x $\frac{3}{16}$ ")
GW-STHMOS



Glass Iridescent



Why not colour your walls with iridescence? Mosaics this gorgeous demand to be both seen and admired, and would look wonderful in every room.

▼ Wall: Ultimo Pearl Mosaic with Glassworks Zinc Metallic Effect glass tiles and Tileworks Peroba Amendola wood effect porcelain tiles. Floor: Tileworks Mineral Off White Natural porcelain



Highlight Range

15mm ($\frac{5}{8}$ ")

No need to shake or stir these delicious colours, or even add ice – the mosaics in the Highlight Range are cool enough as they are. Named after famous cocktails, every one is guaranteed to fizz and sparkle in equal measure.



Tequila Sunrise



MARGARITA

295x295x4mm ($11\frac{5}{8}$ "x $11\frac{5}{8}$ "x $\frac{3}{16}$ ")
GW-MGRMOS



PINA COLADA

295x295x4mm ($11\frac{5}{8}$ "x $11\frac{5}{8}$ "x $\frac{3}{16}$ ")
GW-PNCMOS



KATINKA

295x295x4mm ($11\frac{5}{8}$ "x $11\frac{5}{8}$ "x $\frac{3}{16}$ ")
GW-KTKMOS




Margarita and Pink Panther





Czars Delight



HARVEY WALLBANGER

295x295x4mm (11⁵/₈"x11⁵/₈"x³/₁₆")
GW-HVWMOS



SUNSET SPECIAL

295x295x4mm (11⁵/₈"x11⁵/₈"x³/₁₆")
GW-SNSMOS



TEQUILA SUNRISE

295x295x4mm (11⁵/₈"x11⁵/₈"x³/₁₆")
GW-TQSMOS




PINK PANTHER

295x295x4mm (11⁵/₈"x11⁵/₈"x³/₁₆")
GW-PPAMOS




JOHN COLLINS

295x295x4mm (11⁵/₈"x11⁵/₈"x³/₁₆")
GW-JNCMOS



CZARS DELIGHT

295x295x4mm (11⁵/₈"x11⁵/₈"x³/₁₆")
GW-CZDMOS




BLUE HEAVEN

295x295x4mm (11⁵/₈"x11⁵/₈"x³/₁₆")
GW-BLHMOS



VODKA COLLINS

295x295x4mm (11⁵/₈"x11⁵/₈"x³/₁₆")
GW-VOCMOS



BLUE HAWAIIAN

295x295x4mm (11⁵/₈"x11⁵/₈"x³/₁₆")
GW-BHWMOS

Iridescent Glass

Recycled 20mm ($13/16$ ")

As the name implies, these iridescent glass mosaics may have led former lives, but they have never seen better days than the here and now of their present incarnations. These slightly softer shades stem from the subtly different texture of the glass and can be used to dramatic effect in imaginative décor.




Whitney



WHITNEY

327x327x4mm ($12\frac{7}{8}$ "x $12\frac{7}{8}$ "x $\frac{3}{16}$ ")
GW-WHIMOS




ST ELIAS

327x327x4mm ($12\frac{7}{8}$ "x $12\frac{7}{8}$ "x $\frac{3}{16}$ ")
GW-STEMOS




CHIMBORAZO

327x327x4mm ($12\frac{7}{8}$ "x $12\frac{7}{8}$ "x $\frac{3}{16}$ ")
GW-CHMMOS



ACONCAGUA

327x327x4mm ($12\frac{7}{8}$ "x $12\frac{7}{8}$ "x $\frac{3}{16}$ ")
GW-ACOMOS



COTOPAXI

327x327x4mm ($12\frac{7}{8}$ "x $12\frac{7}{8}$ "x $\frac{3}{16}$ ")
GW-COTMOS




BONETE

327x327x4mm ($12\frac{7}{8}$ "x $12\frac{7}{8}$ "x $\frac{3}{16}$ ")
GW-BONMOS






St Elias




LUCANIA

327x327x4mm ($12\frac{7}{8}$ "x $12\frac{7}{8}$ "x $\frac{3}{16}$ ")
GW-LUCMOS




MCKINLEY

327x327x4mm ($12\frac{7}{8}$ "x $12\frac{7}{8}$ "x $\frac{3}{16}$ ")
GW-MCKMOS




SAJAMA

327x327x4mm ($12\frac{7}{8}$ "x $12\frac{7}{8}$ "x $\frac{3}{16}$ ")
GW-SAJMOS



LOGAN

327x327x4mm ($12\frac{7}{8}$ "x $12\frac{7}{8}$ "x $\frac{3}{16}$ ")
GW-LOGMOS



MAUNA KEA

327x327x4mm ($12\frac{7}{8}$ "x $12\frac{7}{8}$ "x $\frac{3}{16}$ ")
GW-MAUMOS



VINSON MASSIF

327x327x4mm ($12\frac{7}{8}$ "x $12\frac{7}{8}$ "x $\frac{3}{16}$ ")
GW-VINMOS

Iridescent Glass

20mm ($1\frac{3}{16}$ "

The prismatic play of colours on this stunning range of glass mosaics creates the iridescence found on something as transient as the surface of a soap bubble or as everlasting as mother-of-pearl. Choose from 12 beautifully opulent colours.



Etna




MONT BLANC

327x327x4mm ($12\frac{7}{8}$ "x $12\frac{7}{8}$ "x $\frac{3}{16}$ "
GW-MBLMOS




TASCHORN

327x327x4mm ($12\frac{7}{8}$ "x $12\frac{7}{8}$ "x $\frac{3}{16}$ "
GW-TCHMOS



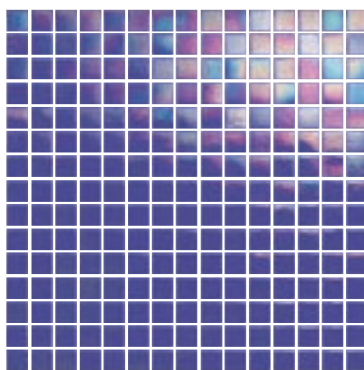
EIGER

327x327x4mm ($12\frac{7}{8}$ "x $12\frac{7}{8}$ "x $\frac{3}{16}$ "
GW-EIGMOS




MONCH

327x327x4mm ($12\frac{7}{8}$ "x $12\frac{7}{8}$ "x $\frac{3}{16}$ "
GW-MONMOS



ELBRUS

327x327x4mm ($12\frac{7}{8}$ "x $12\frac{7}{8}$ "x $\frac{3}{16}$ "
GW-EBRMOS




MATTERHORN

327x327x4mm ($12\frac{7}{8}$ "x $12\frac{7}{8}$ "x $\frac{3}{16}$ "
GW-MATMOS






Weisshorn



WEISSHORN

327x327x4mm ($12\frac{7}{8}$ "x $12\frac{7}{8}$ "x $\frac{3}{16}$ ")
GW-WEIMOS




BEN NEVIS

327x327x4mm ($12\frac{7}{8}$ "x $12\frac{7}{8}$ "x $\frac{3}{16}$ ")
GW-BENMOS




OLYMPUS

327x327x4mm ($12\frac{7}{8}$ "x $12\frac{7}{8}$ "x $\frac{3}{16}$ ")
GW-OLYMOS




ETNA

327x327x4mm ($12\frac{7}{8}$ "x $12\frac{7}{8}$ "x $\frac{3}{16}$ ")
GW-ETNMOS



MONTE ROSA

327x327x4mm ($12\frac{7}{8}$ "x $12\frac{7}{8}$ "x $\frac{3}{16}$ ")
GW-MROMOS



JUNGFRAU

327x327x4mm ($12\frac{7}{8}$ "x $12\frac{7}{8}$ "x $\frac{3}{16}$ ")
GW-JUNMOS

Iridescent Brickbond

20x42mm ($13/16"$ x $19/16"$)

Brickbond - a differently proportioned mosaic, in a versatile range of colours. Both elements make it a popular choice with interior decorators.




Jungfrau Brickbond



MONT BLANC BRICKBOND

327x305x4mm ($12\frac{7}{8}"$ x $12"$ x $\frac{3}{16}"$)
GW-MBLBB




EIGER BRICKBOND

327x305x4mm ($12\frac{7}{8}"$ x $12"$ x $\frac{3}{16}"$)
GW-EIGBB



WEISSHORN BRICKBOND

327x305x4mm ($12\frac{7}{8}"$ x $12"$ x $\frac{3}{16}"$)
GW-WEIBB



ELBRUS BRICKBOND

327x305x4mm ($12\frac{7}{8}"$ x $12"$ x $\frac{3}{16}"$)
GW-EBRBB



JUNGFRAU BRICKBOND

327x305x4mm ($12\frac{7}{8}"$ x $12"$ x $\frac{3}{16}"$)
GW-JUNBB





Lustre Glass Iridescent Crackle

24mm (1")

A wonderful name for a beautiful range of glass mosaics. With a distinct and unique texture that looks as good as it feels, the sophisticated palette of colours boasts volcanic greys through oil-slick hues to Mediterranean blues. Each square tile has a chipped edge to produce a fabulous finish of random squares when grouted.

IRIDESCENT GLASS

Rakaposhi



EVEREST

318x318x6mm (12¹/₂"x12¹/₂"x1¹/₄")
GW-EVEMOS




ANNAPURNA

318x318x6mm (12¹/₂"x12¹/₂"x1¹/₄")
GW-ANNMOS




FUJI

318x318x6mm (12¹/₂"x12¹/₂"x1¹/₄")
GW-FUJMOS



MAKALU

318x318x6mm (12¹/₂"x12¹/₂"x1¹/₄")
GW-MAKMOS




NANDA DEVI

318x318x6mm (12¹/₂"x12¹/₂"x1¹/₄")
GW-NANMOS




GURLA MANDHATA

318x318x6mm (12¹/₂"x12¹/₂"x1¹/₄")
GW-GURMOS




MERU

318x318x6mm (12¹/₂"x12¹/₂"x1¹/₄")
GW-MERMOS



K2

318x318x6mm (12¹/₂"x12¹/₂"x1¹/₄")
GW-K2MOS



RAKAPOSHI

318x318x6mm (12¹/₂"x12¹/₂"x1¹/₄")
GW-RAKMOS



Iridescent Shapes

Now you can choose circles and elliptical shapes when a square or rectangle is simply too straight edged. These mosaics look stunning in swathes, but will also add a certain something as a panel or border.



Ultimo Shell




WHITE LADY

285x285x6mm (11¹/₄"x11¹/₄"x¹/₄")
GW-WLYMOS
Tile size: 19mm (3/4")



SINGAPORE SLING

285x285x6mm (11¹/₄"x11¹/₄"x¹/₄")
GW-SISMOS
Tile size: 19mm (3/4")



ULTIMO SHELL

300x300x9mm (11¹³/₁₆"x 11¹³/₁₆"x³/₈")
GW-UMSMOS
Tile size: 48mm (1⁷/₈")




BANANA DAIQUIRI

305x300x6mm (12"x11³/₄"x¹/₄")
GW-BNDMOS
Tile size: 18mm x 48mm (3/4"x1⁷/₈")




BELLINI

305x300x6mm (12"x11³/₄"x¹/₄")
GW-BELMOS
Tile size: 18mm x 48mm (3/4"x1⁷/₈")



HORIZON

298x298x8mm (11³/₄"x11³/₄"x⁵/₁₆")
GW-HORMOS



MORNING SUN

298x298x8mm (11³/₄"x11³/₄"x⁵/₁₆")
GW-MORMOS

Ethereal Linear Range

Mixed and dappled colours with iridescent pieces.





Glass Mixed Blends



For a truly bespoke kitchen, bathroom or living space, mixed blends can help you create both individual and stylish designs. Choose from pale shades through to darker tones and mixtures of iridescent, gold fleck, plain and clear glass.

▼ Taupo Stripe



Mixed Blends

20mm ($1\frac{3}{16}$ ")

There is something for every taste and every space in this range of colours, from the palest pearl to a deep inkiness, with Taupo Stripe introducing a linear symmetry.



Taupo Stripe



KARISIMBI

327x327x4mm ($12\frac{7}{8}$ "x $12\frac{7}{8}$ "x $\frac{3}{16}$ ")
GW-KRMMOS



HUASCARAN

327x327x4mm ($12\frac{7}{8}$ "x $12\frac{7}{8}$ "x $\frac{3}{16}$ ")
GW-HSRMOS



TAUPO STRIPE

327x327x4mm ($12\frac{7}{8}$ "x $12\frac{7}{8}$ "x $\frac{3}{16}$ ")
GW-TPOMOS



SABOBER*

327x327x4mm ($12\frac{7}{8}$ "x $12\frac{7}{8}$ "x $\frac{3}{16}$ ")
GW-SBRMOS



CAMEROUN

327x327x4mm ($12\frac{7}{8}$ "x $12\frac{7}{8}$ "x $\frac{3}{16}$ ")
GW-CMRMOS



GARABALDI*

327x327x4mm ($12\frac{7}{8}$ "x $12\frac{7}{8}$ "x $\frac{3}{16}$ ")
GW-GRBMOS






Thabana




ZUKWALA*

327x327x4mm (12⁷/₈"x12⁷/₈"x3³/₁₆")
GW-ZKWMOS




AMOISSA*

327x327x4mm (12⁷/₈"x12⁷/₈"x3³/₁₆")
GW-AMSMOS




ILLAMPU*

327x327x4mm (12⁷/₈"x12⁷/₈"x3³/₁₆")
GW-ILPMOS



ELBERT

327x327x4mm (12⁷/₈"x12⁷/₈"x3³/₁₆")
GW-EBTMOS



FANTALE

327x327x4mm (12⁷/₈"x12⁷/₈"x3³/₁₆")
GW-FNTMOS



THABANA

327x327x4mm (12⁷/₈"x12⁷/₈"x3³/₁₆")
GW-THBMOS

* These sheets contain transparent pieces. Please see important information pages before installation.

* Ces plaques contiennent des éléments transparents. Veuillez consulter les pages avant de procéder à l'installation.

* Diese Matten enthalten durchsichtige Elemente. Bitte lesen Sie vor der Installation Seite.

* Deze matten bevatten transparante stukken. Raadpleeg pagina's voorafgaand aan de installatie.

* Эти листы содержат прозрачные фрагменты. Перед укладкой см. разделы "Важная информация".

Mixed Blends

20mm ($1\frac{3}{16}$ ")




Kinabalu




BUTAJIRA*

327x327x4mm ($12\frac{7}{8}$ "x $12\frac{7}{8}$ "x $\frac{3}{16}$ ")
GW-BTJMOS




SHALA*

327x327x4mm ($12\frac{7}{8}$ "x $12\frac{7}{8}$ "x $\frac{3}{16}$ ")
GW-SHLMOS




TOUBKAL

327x327x4mm ($12\frac{7}{8}$ "x $12\frac{7}{8}$ "x $\frac{3}{16}$ ")
GW-TKLMOS



KINABALU

327x327x4mm ($12\frac{7}{8}$ "x $12\frac{7}{8}$ "x $\frac{3}{16}$ ")
GW-KINMOS



ELGON

327x327x4mm ($12\frac{7}{8}$ "x $12\frac{7}{8}$ "x $\frac{3}{16}$ ")
GW-EGNMOS



TOUSSIDE

327x327x4mm ($12\frac{7}{8}$ "x $12\frac{7}{8}$ "x $\frac{3}{16}$ ")
GW-TSSMOS



* These sheets contain transparent pieces. Please see important information pages before installation.

* Ces plaques contiennent des éléments transparents. Veuillez consulter les pages avant de procéder à l'installation.

* Diese Matten enthalten durchsichtige Elemente. Bitte lesen Sie vor der Installation Seite.

* Deze matten bevatten transparante stukken. Raadpleeg pagina's voorafgaand aan de installatie.

* Эти листы содержат прозрачные фрагменты. Перед укладкой см. разделы "Важная информация".


Recycled Matt

20mm ($13/16$ ")

A range made from a blend of recycled glass. The four contemporary designs, with their soft and muted colours, are equally at home in a bathroom or spa.




Kamet




KONGUR

327x327x4mm ($12\frac{7}{8}$ "x $12\frac{7}{8}$ "x $\frac{3}{16}$ ")
GW-KNGMOS




KAMET

327x327x4mm ($12\frac{7}{8}$ "x $12\frac{7}{8}$ "x $\frac{3}{16}$ ")
GW-KAMMOS



LOPEUI

327x327x4mm ($12\frac{7}{8}$ "x $12\frac{7}{8}$ "x $\frac{3}{16}$ ")
GW-LPEMOS



MUZTAG

327x327x4mm ($12\frac{7}{8}$ "x $12\frac{7}{8}$ "x $\frac{3}{16}$ ")
GW-MUZMOS

Glass

8 Tile Panels



A bold and beautiful graduation of hues adds a vibrant intensity to any room, creating dramatic and stunning effects. Used vertically or horizontally these 8 tile panels draw the eye through the gradual change of colour to create a sense of endless space.

▼ Marsabit 8 tile panels on the wall, with Black Tonga Pebble Borders around the pool edge



8 Tile Panels

A bold and beautiful graduation of colours can add a vibrant intensity to any room to create dramatic and stunning effects. Use vertically or horizontally for truly contemporary designs; these 8 tile panels elevate a room, drawing the eye through the graduation of colour to create a sense of endless space.



Mixed Blends
24mm (1")



8

7

6











5

4

3

2

1






PACIFIC

300x300x5mm (x8)
(11¹³/₁₆"x11¹³/₁₆"x³/₁₆") (x8)
GW-PACPAN


BEAUFORT

300x300x5mm (x8)
(11¹³/₁₆"x11¹³/₁₆"x³/₁₆") (x8)
GW-BEAPAN

Mixed Blends 20mm ($1\frac{3}{16}$ ")



Recycled Matt 20mm ($1\frac{3}{16}$ ")



LIKAU

327x327x4mm (x8)
($12\frac{7}{8}$ "x $12\frac{7}{8}$ "x $\frac{3}{16}$ ") (x8)
GW-LIKPAN

MENEGAI

327x327x4mm (x8)
($12\frac{7}{8}$ "x $12\frac{7}{8}$ "x $\frac{3}{16}$ ") (x8)
GW-MENPAN

SUSWA

327x327x4mm (x8)
($12\frac{7}{8}$ "x $12\frac{7}{8}$ "x $\frac{3}{16}$ ") (x8)
GW-SSWPAN

NYAMBENI

327x327x4mm (x8)
($12\frac{7}{8}$ "x $12\frac{7}{8}$ "x $\frac{3}{16}$ ") (x8)
GW-NYMPAN

MARSABIT

327x327x4mm (x8)
($12\frac{7}{8}$ "x $12\frac{7}{8}$ "x $\frac{3}{16}$ ") (x8)
GW-MRBPAN

Glass

Clear, Mixed, Frosted, Tumbled,
Mirrored & Stained Glass Effect



Think of a colour, and then think of glass. We offer the widest choice of hues to fulfil every decorator's wildest dream. Plain glass and mixtures; frosted and gloss surfaces; mirror tiles and stained glass: they are all here in mouth-watering shades for tasteful bathrooms and good-enough to eat kitchens.

▼ Wall: Velvet Bloom with Tileworks Slate Di Savoia Mosaic Finish glazed porcelain
Floor: Tileworks Slate Di Savoia Argento glazed porcelain




Mystique

A collection of gorgeously twinkling colours which range from sleek silver through lovely seascape blues and green to the opulent red of Velvet Bloom. You can ring the changes from square mosaics too, with the two penny rounds of Mists and Vista.




Reflection




SHIMMER

295x295x4mm (11⁵/₈"x11⁵/₈"x³/₁₆")
GW-SHMMOS Tile size: 15mm (9/16")




SHADOW

295x295x4mm (11⁵/₈"x11⁵/₈"x³/₁₆")
GW-SHDMOS Tile size: 15mm (9/16")




BREEZE

295x295x4mm (11⁵/₈"x11⁵/₈"x³/₁₆")
GW-BRZMOS Tile size: 15mm (9/16")




SPHERE

295x295x4mm (11⁵/₈"x11⁵/₈"x³/₁₆")
GW-SPHMOS Tile size: 15mm (9/16")




RIPPLE

295x295x4mm (11⁵/₈"x11⁵/₈"x³/₁₆")
GW-RPLMOS Tile size: 15mm (9/16")




SHORELINE

295x295x4mm (11⁵/₈"x11⁵/₈"x³/₁₆")
GW-SLNMOS Tile size: 15mm (9/16")




SURPRISE

295x295x4mm (11⁵/₈"x11⁵/₈"x³/₁₆")
GW-SPRMOS Tile size: 15mm (9/16")



DUSK

295x295x4mm (11⁵/₈"x11⁵/₈"x³/₁₆")
CODE Tile size: 15mm (9/16")



MOONLIGHT


295x295x4mm (11⁵/₈"x11⁵/₈"x³/₁₆")
GW-MLTMOS Tile size: 15mm (9/16")

Please note that Mystique mosaics can be placed in kitchens and bathrooms but are not suitable for showers.
Veuillez noter que les mosaïques Mystique peuvent être posées dans les cuisines et salles de bains mais pas dans les douches.
Bitte beachten Sie, dass Mystique Mosaik zur Verwendung in Küchen und Bädern geeignet sind, nicht jedoch für Duschen.
Let op: Mystique mozaïeken zijn geschikt voor keukens en badkamers maar niet voor in een douche.
Обратите внимание, что мозаику Mystique можно использовать в кухнях и ванных комнатах, но не в душевых кабинках.




**DAWN**


295x295x4mm ($11\frac{5}{8}$ "x $11\frac{5}{8}$ "x $\frac{3}{16}$ ")
 GW-DWNMOS Tile size: 15mm ($\frac{9}{16}$ ")

**REFLECTION**


295x295x4mm ($11\frac{5}{8}$ "x $11\frac{5}{8}$ "x $\frac{3}{16}$ ")
 GW-RFLMOS Tile size: 15mm ($\frac{9}{16}$ ")

**VELVET BLOOM**

295x295x4mm ($11\frac{5}{8}$ "x $11\frac{5}{8}$ "x $\frac{3}{16}$ ")
 GW-VTBMOS Tile size: 15mm ($\frac{9}{16}$ ")

**MISTS**

310x310x4mm ($12\frac{3}{16}$ "x $12\frac{3}{16}$ "x $\frac{3}{16}$ ")
 GW-MISMOS Tile size: 18mm ($1\frac{1}{16}$ ")

**VISTA**

310x310x4mm ($12\frac{3}{16}$ "x $12\frac{3}{16}$ "x $\frac{3}{16}$ ")
 GW-VSTMOS Tile size: 18mm ($1\frac{1}{16}$ ")




Velvet Bloom with Tileworks Slate Di Savoia Mosaic Finish glazed porcelain

Mantra

On close inspection these mosaics have hidden depths beneath the smooth, clear glass surface, from the soft pastels of Illusion, the shimmering sunset of Mirage to Crystal Blue's ocean hues. All are perfect for transforming any room into an oasis of beauty and calm.



Illusion



CRYSTAL BLUE

327x327x3mm ($12\frac{7}{8}$ "x $12\frac{7}{8}$ "x $\frac{1}{8}$ "

GW-CRYMOS

Tile size: 19mm ($\frac{3}{4}$ "




ILLUSION

300x300x8mm ($11\frac{13}{16}$ "x $11\frac{13}{16}$ "x $\frac{5}{16}$ "

GW-ILSMOS

Tile size: 23mm ($\frac{7}{8}$ "



OASIS

300x300x8mm ($11\frac{13}{16}$ "x $11\frac{13}{16}$ "x $\frac{5}{16}$ "

GW-OASMOS

Tile size: 23mm ($\frac{7}{8}$ "






Crystal Blue with Tileworks Parisian White on the floor

Ibiza

These über cool tiles are named after famous Ibiza clubs. Pump up the music and turn down the lights to fully appreciate the divine El Divino, the glitzy glamour of Pacha and the moody sparkle of Amnesia and Eden. The natural home for nocturnal Mambo is centre stage, of course.




El Divino (mirror tile)



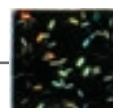
EL DIVINO

301x301x4mm (11⁷/₈"x11⁷/₈"x³/₁₆")
GW-EDIMOS
Tile size: 15mm (9/₁₆")




PACHA

300x300x8mm (11¹³/₁₆"x11¹³/₁₆"x⁵/₁₆")
GW-PCHMOS
Tile size: 23mm (7/₈")




Detail to show colours




AMNESIA

300x300x8mm (11¹³/₁₆"x11¹³/₁₆"x⁵/₁₆")
GW-AMNMOS
Tile size: 23mm (7/₈")



EDEN

300x300x8mm (11¹³/₁₆"x11¹³/₁₆"x⁵/₁₆")
GW-EDEMOS
Tile size: 23mm (7/₈")



MAMBO

327x327x4mm (12⁷/₈"x12⁷/₈"x³/₁₆")
GW-MAMMOS
Tile size: 15mm (9/₁₆")





Ethereal Range

The irregular surfaces, mixed textures and dappled colours (some with iridescent flashes) of these mosaics lend themselves well to many interior styles.



Morning Dew



DAPPLED SKY

305x315x3mm (12"x12³/₈"x1¹/₈")
GW-DAPMOS



AUTUMN HAZE

305x315x3mm (12"x12³/₈"x1¹/₈")
GW-AUTMOS



SUNRAY

305x315x3mm (12"x12³/₈"x1¹/₈")
GW-SUNMOS



EVENING GLOW

305x315x3mm (12"x12³/₈"x1¹/₈")
GW-EVGMOS



MORNING DEW

305x315x3mm (12"x12³/₈"x1¹/₈")
GW-MRDMOS



STORM CLOUD

305x302x3mm (12"x11⁷/₈"x1¹/₈")
GW-STCMOS



CENOZOIC

313x313x3mm (12⁵/₁₆"x12⁵/₁₆"x1¹/₈")
GW-CENMOS



HOLOCENE

313x313x3mm (12⁵/₁₆"x12⁵/₁₆"x1¹/₈")
GW-HOLMOS



Stained Glass

These stained glass mosaics are hand produced in the same, traditional way as Original Tiffany lampshades. Molten glass is fused together to make different colours, then rolled and stamped out into the required shapes. Use them en masse or as border edging with complementary or contrasting colours and textures.




Masa



ATELIER

285x265x3mm (11¹/₄"x10⁷/₁₆"x1¹/₈")
GW-ATEMOS




MASA

285x265x3mm (11¹/₄"x10⁷/₁₆"x1¹/₈")
GW-MSAMOS




GAVROCHE

285x265x3mm (11¹/₄"x10⁷/₁₆"x1¹/₈")
GW-GAVMOS



PLAZA

285x265x3mm (11¹/₄"x10⁷/₁₆"x1¹/₈")
GW-PLAMOS



NOBU

285x265x3mm (11¹/₄"x10⁷/₁₆"x1¹/₈")
GW-NBUMOS



Plain Glass

24mm (1")

Produce beautifully understated effects using these pure and simple colours on their own, or, for more dramatic results, combine them with other colours or even different materials such as stone and ceramic from our other product ranges.




Kara




ARCTIC

300x300x5mm (11¹³/₁₆"x11¹³/₁₆"x³/₁₆")
GW-ARTMOS




AMUNDSEN

300x300x5mm (11¹³/₁₆"x11¹³/₁₆"x³/₁₆")
GW-AMUMOS




SULU

300x300x5mm (11¹³/₁₆"x11¹³/₁₆"x³/₁₆")
GW-SULMOS




JAVA

300x300x5mm (11¹³/₁₆"x11¹³/₁₆"x³/₁₆")
GW-JAVMOS



AQABA

300x300x5mm (11¹³/₁₆"x11¹³/₁₆"x³/₁₆")
GW-AQAMOS



KARA

300x300x5mm (11¹³/₁₆"x11¹³/₁₆"x³/₁₆")
GW-KARMOS




Mixed Mosaics

24mm (1")

There's a wide range of colours here, from a pretty sparkle to more dark and moody mixtures, enabling you to create rooms as individual as you are.




Okhotsk




OKHOTSK (SPARKLE)

300x300x5mm (11¹³/₁₆"x11¹³/₁₆"x³/₁₆")
GW-OKHMOS




BARING

300x300x5mm (11¹³/₁₆"x11¹³/₁₆"x³/₁₆")
GW-BARMOS




BEAUFORT

300x300x5mm (11¹³/₁₆"x11¹³/₁₆"x³/₁₆")
GW-BEAMOS




RED

300x300x5mm (11¹³/₁₆"x11¹³/₁₆"x³/₁₆")
GW-REDMOS




LIGURIAN

300x300x5mm (11¹³/₁₆"x11¹³/₁₆"x³/₁₆")
GW-LIGMOS



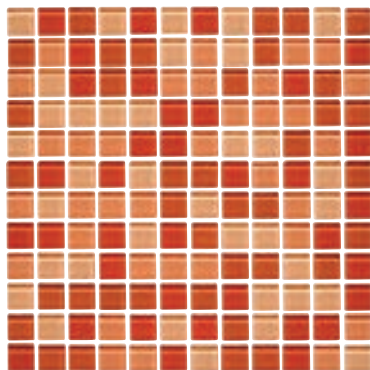
LABRADOR

300x300x5mm (11¹³/₁₆"x11¹³/₁₆"x³/₁₆")
GW-LABMOS



SERAM

300x300x5mm (11¹³/₁₆"x11¹³/₁₆"x³/₁₆")
GW-SRMMOS




CELEBES

300x300x5mm (11¹³/₁₆"x11¹³/₁₆"x³/₁₆")
GW-CELMOS







Coral

**INDIAN**


300x300x5mm (11¹³/₁₆"x11¹³/₁₆"x³/₁₆")
GW-IDNMOS

**ARABIAN**


300x300x5mm (11¹³/₁₆"x11¹³/₁₆"x³/₁₆")
GW-ARBMOS

**CORAL**


300x300x5mm (11¹³/₁₆"x11¹³/₁₆"x³/₁₆")
GW-CRLMOS

**ANDAMAN**


300x300x5mm (11¹³/₁₆"x11¹³/₁₆"x³/₁₆")
GW-ANDMOS

**PACIFIC**


300x300x5mm (11¹³/₁₆"x11¹³/₁₆"x³/₁₆")
GW-PACMOS

**ATLANTIC**


300x300x5mm (11¹³/₁₆"x11¹³/₁₆"x³/₁₆")
GW-ATLMOS

**TASMAN**

300x300x5mm (11¹³/₁₆"x11¹³/₁₆"x³/₁₆")
GW-TASMOS

**CARIBBEAN**

300x300x5mm (11¹³/₁₆"x11¹³/₁₆"x³/₁₆")
GW-CARMOS

**MEDITERRANEAN**

300x300x5mm (11¹³/₁₆"x11¹³/₁₆"x³/₁₆")
GW-MEDMOS

Tumbled Beach Washed

Mixed 24mm (1")

As each glass piece is applied at random in these mixed sheets, there is no formal repeating pattern, just ocean-washed hues which look beautiful offset against stone or ceramic. A perfect choice for bathrooms and showers.




Nicaragua




POWELL

304x304x10mm (12"x12"x $\frac{3}{8}$ ")
GW-POWMOST




MANITOBA

304x304x10mm (12"x12"x $\frac{3}{8}$ ")
GW-MANMOST




ATHABASCA

304x304x10mm (12"x12"x $\frac{3}{8}$ ")
GW-ATHMOST




WINNIPEG

304x304x10mm (12"x12"x $\frac{3}{8}$ ")
GW-WINMOST



HAVASU

304x304x10mm (12"x12"x $\frac{3}{8}$ ")
GW-HAVMOST




NICARAGUA

304x304x10mm (12"x12"x $\frac{3}{8}$ ")
GW-NCAMOST







Tahoe

**HURON**


304x304x10mm (12"x12"x $\frac{3}{8}$ ")
GW-HURMOST

**SUPERIOR**


304x304x10mm (12"x12"x $\frac{3}{8}$ ")
GW-SUPMOST

**MICHIGAN**


304x304x10mm (12"x12"x $\frac{3}{8}$ ")
GW-MCGMOST

**ONTARIO**

304x304x10mm (12"x12"x $\frac{3}{8}$ ")
GW-ONTMOST

**TAHOE**

304x304x10mm (12"x12"x $\frac{3}{8}$ ")
GW-TAHMOST

**ERIE**

304x304x10mm (12"x12"x $\frac{3}{8}$ ")
GW-EREMOST

Tumbled Earth Brickbond

Single 24x48mm (1"x17/8")

Here is order, achieved subtly with brickbond pattern. Neutral earth tones, inspired by nature, enhance the calming effect of the brick pattern, the detail of which provides a subtle counterpoint to large, plain surface areas in kitchens and bathrooms.



Ganges



GANGES

304x304x10mm (12"x12"x3/8")
GW-GANMOSBBT



PARANA

304x304x10mm (12"x12"x3/8")
GW-PRNMOSBBT



SEVERN

304x304x10mm (12"x12"x3/8")
GW-SEVMOSBBT



DARLING

304x304x10mm (12"x12"x3/8")
GW-DARMOSBBT



Tumbled Earth Brickbond

Mixed 24x48mm (1"x17/8")


Set entirely at random, the rhythm of what appears at first glance to be a repeat pattern in the tesserae is immediately appealing in these handsome mixes of earthy mosaics. Inspired by subtle natural hues, the colours in the glass are further softened by tumbling.

Superior



VOLTA

304x304x10mm (12"x12"x3/8")
GW-VTAMOSBBT



SUPERIOR

304x304x10mm (12"x12"x3/8")
GW-SUPMOSBBT



CHAD

304x304x10mm (12"x12"x3/8")
GW-CHAMOSBBT



MWERU

304x304x10mm (12"x12"x3/8")
GW-MWRMOSBBT



TANGANYIKA

304x304x10mm (12"x12"x3/8")
GW-TGKMOSBBT



VICTORIA

304x304x10mm (12"x12"x3/8")
GW-VCTMOSBBT



NYASA

304x304x10mm (12"x12"x3/8")
GW-NYSMOSBBT

Frosted Pebbles

Banish sharp edges. Smooth, curved and soft in appearance, with a gem-like quality as they gleam in the light, glass pebbles create an effortlessly contemporary look with their seamless pattern and natural charm.




Sumatra (recess grouted)




SUMATRA

300x300x10-14mm
 $(11\frac{13}{16}'' \times 11\frac{13}{16}'' \times \frac{3}{8}'' - \frac{1}{2}'')$
 GW-SUMATRA



BORNEO

300x300x10-14mm
 $(11\frac{13}{16}'' \times 11\frac{13}{16}'' \times \frac{3}{8}'' - \frac{1}{2}'')$
 GW-BORNEO



FLORES

300x300x10-14mm
 $(11\frac{13}{16}'' \times 11\frac{13}{16}'' \times \frac{3}{8}'' - \frac{1}{2}'')$
 GW-FLORES



Flores (flush grouted)




Offset Sky Clear & Frosted

Single 24mm (1")


Offset mosaics create a touch of contemporary chic. Jewel-like colours, as clear and sharp as a winter's day, sweep through any setting like a breath of fresh air, reflecting light and increasing the feeling of space in a room.

Indus Clear




YUKON CLEAR

304x304x10mm (12"x12"x3/8")
GW-YUKMOSOFFC




MISSISSIPPI CLEAR

304x304x10mm (12"x12"x3/8")
GW-MSPMOSOFFC




COLUMBIA FROSTED

304x304x10mm (12"x12"x3/8")
GW-COLMOSOFFF




JORDAN CLEAR

304x304x10mm (12"x12"x3/8")
GW-JORMOSOFFC




INDUS CLEAR

304x304x10mm (12"x12"x3/8")
GW-INDMOSOFFC




VOLGA FROSTED

304x304x10mm (12"x12"x3/8")
GW-VOLMOSOFFF



JORDAN FROSTED

304x304x10mm (12"x12"x3/8")
GW-JORMOSOFFF



INDUS FROSTED

304x304x10mm (12"x12"x3/8")
GW-INDMOSOFFF



Offset Sky Clear & Frosted

Mixed 24mm (1")


Offsetting the mosaics scatters the sharp colours in a score of different directions, creating an aura of luxury.



Donegal Clear



OKHOTSK (SPARKLE) CLEAR
304x304x10mm (12"x12"x $\frac{3}{8}$ ")
GW-OKHMOSOFFC



HATTERAS CLEAR
304x304x10mm (12"x12"x $\frac{3}{8}$ ")
GW-HATMOSOFFC




HUDSON CLEAR
304x304x10mm (12"x12"x $\frac{3}{8}$ ")
GW-HUDMOSOFFC




DONEGAL CLEAR
304x304x10mm (12"x12"x $\frac{3}{8}$ ")
GW-DONMOSOFFC



CHESAPEAKE CLEAR
304x304x10mm (12"x12"x $\frac{3}{8}$ ")
GW-CHEMOSOFFC



NAPOLI CLEAR
304x304x10mm (12"x12"x $\frac{3}{8}$ ")
GW-NAPMOSOFFC




DELAWARE CLEAR
304x304x10mm (12"x12"x $\frac{3}{8}$ ")
GW-DELMOSOFFC







Cardigan Frosted




CARDIGAN CLEAR
 304x304x10mm (12"x12"x $\frac{3}{8}$ ")
 GW-CDGMOSOFFC




BISCAY CLEAR
 304x304x10mm (12"x12"x $\frac{3}{8}$ ")
 GW-BCYMOSOFFC



BENGAL CLEAR
 304x304x10mm (12"x12"x $\frac{3}{8}$ ")
 GW-BGLMOSOFFC



CARDIGAN FROSTED
 304x304x10mm (12"x12"x $\frac{3}{8}$ ")
 GW-CDGMOSOFFF



BISCAY FROSTED
 304x304x10mm (12"x12"x $\frac{3}{8}$ ")
 GW-BCYMOSOFFF

Clear Brickbond

24x48mm (1"x17/8")

Make a style statement with a uniform linear pattern. The structured order of brickwork adds another dimension to any tiled area, offering distinguished and contemporary designs.



Volta




ARCTIC

300x300x10mm (11¹³/₁₆"x11¹³/₁₆"x3/8")
GW-ARTMOSBBC




VOLTA

300x300x10mm (11¹³/₁₆"x11¹³/₁₆"x3/8")
GW-VTAMOSBBC




SUPERIOR

300x300x10mm (11¹³/₁₆"x11¹³/₁₆"x3/8")
GW-SUPMOSBBC



VICTORIA

300x300x10mm (11¹³/₁₆"x11¹³/₁₆"x3/8")
GW-VCTMOSBBC



CHAD

300x300x10mm (11¹³/₁₆"x11¹³/₁₆"x3/8")
GW-CHAMOSBBC



TANGANYIKA

300x300x10mm (11¹³/₁₆"x11¹³/₁₆"x3/8")
GW-TGKMOSBBC





Tumbled Earth

Mixed 48mm (1 $\frac{7}{8}$ ")

Misted hues of moor, meadow and shoreline, captured in squares of tumbled glass. Look again and you will see that each translucent 'square' has been tumbled to soften and age the edges.

Chad




VOLTA

300x300x10mm (11 $\frac{13}{16}$ "x11 $\frac{13}{16}$ "x $\frac{3}{8}$ ")
GW-VTAMOS48T




SUPERIOR

300x300x10mm (11 $\frac{13}{16}$ "x11 $\frac{13}{16}$ "x $\frac{3}{8}$ ")
GW-SUPMOS48T




KARIBA

300x300x10mm (11 $\frac{13}{16}$ "x11 $\frac{13}{16}$ "x $\frac{3}{8}$ ")
GW-KRBMOS48T




CHAD

300x300x10mm (11 $\frac{13}{16}$ "x11 $\frac{13}{16}$ "x $\frac{3}{8}$ ")
GW-CHAMOS48T




MWERU

300x300x10mm (11 $\frac{13}{16}$ "x11 $\frac{13}{16}$ "x $\frac{3}{8}$ ")
GW-MWRMOS48T



TANGANYIKA

300x300x10mm (11 $\frac{13}{16}$ "x11 $\frac{13}{16}$ "x $\frac{3}{8}$ ")
GW-TGKMOS48T




VICTORIA

300x300x10mm (11 $\frac{13}{16}$ "x11 $\frac{13}{16}$ "x $\frac{3}{8}$ ")
GW-VCTMOS48T



NYASA

300x300x10mm (11 $\frac{13}{16}$ "x11 $\frac{13}{16}$ "x $\frac{3}{8}$ ")
GW-NYSMOS48T



ALBERT

300x300x10mm (11 $\frac{13}{16}$ "x11 $\frac{13}{16}$ "x $\frac{3}{8}$ ")
GW-ALBMOS48T



Random Pattern Clear Mixed

Create a point of interest using different shaped tiles arranged in an apparently random order. The clear finish juxtaposed with the unusual combinations of shapes gives an individual look.



Tanganyika



VOLTA

304x304x10mm (12"x12"x $\frac{3}{8}$ ")
GW-VTAMOSR



HURON

304x304x10mm (12"x12"x $\frac{3}{8}$ ")
GW-HURMOSR



VICTORIA

304x304x10mm (12"x12"x $\frac{3}{8}$ ")
GW-VCTMOSR



CHAPALA

304x304x10mm (12"x12"x $\frac{3}{8}$ ")
GW-CPAMOSR



MWERU

304x304x10mm (12"x12"x $\frac{3}{8}$ ")
GW-MWRMOSR



TANGANYIKA

304x304x10mm (12"x12"x $\frac{3}{8}$ ")
GW-TGKMOSR



Random Pattern Frosted Mixed

For a softer, more muted look, go for a frosted finish.

Volta



VOLTA

304x304x10mm (12"x12"x $\frac{3}{8}$ ")
GW-VTAMOSRF



HURON

304x304x10mm (12"x12"x $\frac{3}{8}$ ")
GW-HURMOSRF



VICTORIA

304x304x10mm (12"x12"x $\frac{3}{8}$ ")
GW-VCTMOSRF




CHAPALA

304x304x10mm (12"x12"x $\frac{3}{8}$ ")
GW-CPAMOSRF



VOLTA

304x304x10mm (12"x12"x $\frac{3}{8}$ ")
GW-VTAMOSRM



ANGELINA

304x304x10mm (12"x12"x $\frac{3}{8}$ ")
GW-ANGMOSRM

Random Pattern Clear & Frosted

Combining clear and frosted tiles in a mixed format adds depth to a design giving a three-dimensional appearance.

Glass Paradise Range



Unlike our other mosaics which are backed with mesh, the ranges on the following pages are faced with either film or paper. Because of the clear or translucent nature of some of the individual pieces, a standard mesh backing would show through and spoil the overall effect.

▼ Spectre, Tropical Collection



Tropical Collection

(Film Faced*) 15mm (5/8")

Look closely at the individual pieces that make up these mosaic sheets - some have softly flowing textures and merging colours, some are translucent, others are iridescent. Combined together the full effect is spectacular. Choose from two sizes and 18 colours.



Bijou




HELMI

300x300x4mm (11¹³/₁₆"x11¹³/₁₆"x³/₁₆")
GW-HELMOS



KALPA

300x300x4mm (11¹³/₁₆"x11¹³/₁₆"x³/₁₆")
GW-KALMOS



AMBRE

300x300x4mm (11¹³/₁₆"x11¹³/₁₆"x³/₁₆")
GW-AMB MOS



BIJOU

300x300x4mm (11¹³/₁₆"x11¹³/₁₆"x³/₁₆")
GW-BIJMOS



KOHAR

300x300x4mm (11¹³/₁₆"x11¹³/₁₆"x³/₁₆")
GW-KOHMOS




JALAPA

300x300x4mm (11¹³/₁₆"x11¹³/₁₆"x³/₁₆")
GW-JALMOS



SAFIRA

300x300x4mm (11¹³/₁₆"x11¹³/₁₆"x³/₁₆")
GW-SAFMOS



PHOENICIA

300x300x4mm (11¹³/₁₆"x11¹³/₁₆"x³/₁₆")
GW-PHOMOS



JUVELA

300x300x4mm (11¹³/₁₆"x11¹³/₁₆"x³/₁₆")
GW-JUVMOS



Tropical Collection

(Film Faced*) 25mm (1")

GLASS



Fantasy



CHI

320x320x6mm (12⁵/₈"x12⁵/₈"x1¹/₄")
GW-CHIMOS



SERENE

320x320x6mm (12⁵/₈"x12⁵/₈"x1¹/₄")
GW-SERMOS



DREAM

320x320x6mm (12⁵/₈"x12⁵/₈"x1¹/₄")
GW-DREMOS



SPECTRE

320x320x6mm (12⁵/₈"x12⁵/₈"x1¹/₄")
GW-SPEMOS




SPIRIT

320x320x6mm (12⁵/₈"x12⁵/₈"x1¹/₄")
GW-SPIMOS



FANTASY

320x320x6mm (12⁵/₈"x12⁵/₈"x1¹/₄")
GW-FANMOS



UTOPIA

320x320x6mm (12⁵/₈"x12⁵/₈"x1¹/₄")
GW-UTOMOS



GENIE

320x320x6mm (12⁵/₈"x12⁵/₈"x1¹/₄")
GW-GENMOS



QUEST

320x320x6mm (12⁵/₈"x12⁵/₈"x1¹/₄")
GW-QUEMOS

* These sheets are film faced. Please see pages 135-145 before installation.
* La surface de ces plaques est recouverte par un film. Veuillez consulter les pages 135-145 avant de procéder à l'installation.
* Diese Matten sind vorderseitig mit Folie verklebt. Bitte lesen Sie vor der Installation Seite 135-145.
* Deze matten hebben een folie laag. Raadpleeg pagina's 135-145 voorafgaand aan de installatie.
* Эти листы покрыты пленкой. Перед укладкой см. стр. 135-145.

The Lagoon Collection

Natural & Pearl (Paper Faced*) 25mm (1")

These iridescent translucent mosaics are exquisite, like mother-of-pearl. They come in natural, pearl or silk finish (see the next page), all gloriously random in texture and colour.



Lafayette Pearl




MILK PEARL

327x327x6mm (12⁷/₈"x12⁷/₈"x1¹/₄")
GW-MKPPMOS




LAFAYETTE PEARL

327x327x6mm (12⁷/₈"x12⁷/₈"x1¹/₄")
GW-LFPPMOS



GALIANO PEARL

327x327x6mm (12⁷/₈"x12⁷/₈"x1¹/₄")
GW-GLPPMOS



SILVERMOON PEARL

327x327x6mm (12⁷/₈"x12⁷/₈"x1¹/₄")
GW-SLPPMOS




HENEY PEARL

327x327x6mm (12⁷/₈"x12⁷/₈"x1¹/₄")
GW-HYPPMOS







Schwan Natural

**MARQUETTE NATURAL**


327x327x6mm (12⁷/₈"x12⁷/₈"x1¹/₄")
GW-MQNPMS

**LATOUCHE NATURAL**


327x327x6mm (12⁷/₈"x12⁷/₈"x1¹/₄")
GW-LTNPMOS

**SCHWAN NATURAL**


327x327x6mm (12⁷/₈"x12⁷/₈"x1¹/₄")
GW-SCNPMOS

**SERPENTINE NATURAL**

327x327x6mm (12⁷/₈"x12⁷/₈"x1¹/₄")
GW-SPNPMOS

**CASCADE NATURAL**

327x327x6mm (12⁷/₈"x12⁷/₈"x1¹/₄")
GW-CSNPMOS

**GUYOT NATURAL**

327x327x6mm (12⁷/₈"x12⁷/₈"x1¹/₄")
GW-GYNPMOS

* These sheets are paper faced. Please see pages 135-145 before installation.

* La surface de ces plaques est recouverte de papier. Veuillez consulter les pages 135-145 avant de procéder à l'installation.

* Diese Matten sind vorderseitig mit Papier verklebt. Bitte lesen Sie vor der Installation Seite 135-145.

* Deze matten hebben een papieren laag. Raadpleeg pagina's 135-145 voorafgaand aan de installatie.

* Мозаика с бумажной основой: Перед укладкой см. стр. 135-145.

The Lagoon Collection

Silk (Paper Faced*) 25mm (1")

Like Pearl and Natural, the Silk Lagoon mosaics are stunning and would make any room look special.



Galiano Silk




MILK SILK

327x327x6mm (12⁷/₈"x12⁷/₈"x1¹/₄")
GW-MKSPMOS




LAFAYETTE SILK

327x327x6mm (12⁷/₈"x12⁷/₈"x1¹/₄")
GW-LFSPMOS




GALIANO SILK

327x327x6mm (12⁷/₈"x12⁷/₈"x1¹/₄")
GW-GLSPMOS



SILVERMOON SILK

327x327x6mm (12⁷/₈"x12⁷/₈"x1¹/₄")
GW-SLSPMOS



SERPENTINE SILK

327x327x6mm (12⁷/₈"x12⁷/₈"x1¹/₄")
GW-SPSPMOS







Cascade Silk

**SADDLEBAG SILK**


327x327x6mm (12⁷/₈"x12⁷/₈"x1¹/₄")
GW-SDSPMOS

**MARQUETTE SILK**


327x327x6mm (12⁷/₈"x12⁷/₈"x1¹/₄")
GW-MQSPMOS

**LATOUCHE SILK**


327x327x6mm (12⁷/₈"x12⁷/₈"x1¹/₄")
GW-LTSPMOS

**SCHWAN SILK**

327x327x6mm (12⁷/₈"x12⁷/₈"x1¹/₄")
GW-SCSPMOS

**CASCADE SILK**

327x327x6mm (12⁷/₈"x12⁷/₈"x1¹/₄")
GW-CSSPMOS

**GUYOT SILK**

327x327x6mm (12⁷/₈"x12⁷/₈"x1¹/₄")
GW-GYSPMOS

* These sheets are paper faced. Please see pages 135-145 before installation.

* La surface de ces plaques est recouverte de papier. Veuillez consulter les pages 135-145 avant de procéder à l'installation.

* Diese Matten sind vorderseitig mit Papier verklebt. Bitte lesen Sie vor der Installation Seite 135-145.

* Deze matten hebben een papieren laag. Raadpleeg pagina's 135-145 voorafgaand aan de installatie.

* Мозаика с бумажной основой: Перед укладкой см. стр. 135-145.

Mixed

Glass, Stone, Ceramic,
Porcelain, Metal & Wood



This section contains an exciting array of mosaics in combinations of glass, stone, ceramic, porcelain, metal and wood, giving you a multitude of choices of colour and texture.

▼ Golpo on back wall, Chumu on the columns with Jai on the column bases

GLASS, STONE, CERAMIC,
PORCELAIN, METAL & WOOD



Safari; Prospect

Evoke the ambiance, sights and colours of the African savannah with the stone mosaics of Safari. The on-trend darker tones and subtle metal effects of Prospect mosaics (made from pieces of stone and ceramic) look good combined with other natural materials, or with cement-style large format tiles (from our Tileworks Collection) for industrial-style interiors.




Kalahari

Safari



KALAHARI

300x300x8mm (11¹³/₁₆"x11¹³/₁₆"x⁵/₁₆")
EW-KHRMOS
Tile size: 23mm (7/8")



MAASAI

300x300x8mm (11¹³/₁₆"x11¹³/₁₆"x⁵/₁₆")
EW-MAAMOS
Tile size: 23mm (7/8")




AMBOSELI

298x260x8mm (11¹¹/₁₆"x10¹/₄"x⁵/₁₆")
EW-ABSMOS
Tile size: 73x23mm (2⁷/₈"x 7/8")



Please note that Safari mosaics can be placed in kitchens and bathrooms but are not suitable for showers.
Veuillez noter que les mosaïques Safari peuvent être posées dans les cuisines et salles de bains mais pas dans les douches.
Bitte beachten Sie, dass Safari Mosaik zur Verwendung in Küchen und Bädern geeignet sind, nicht jedoch für Duschen.
Let op: Safari mozaïeken zijn geschikt voor keukens en badkamers maar niet voor in een douche.
Обратите внимание, что мозаику Safari можно использовать в кухнях и ванных комнатах, но не в душевых кабинах.

Prospect



IMPHAL

300x300x8mm (11¹³/₁₆"x11¹³/₁₆"x⁵/₁₆")
EW-IMPMS
Tile size: 23mm (7/8")



ANGAMI

298x260x8mm (11¹¹/₁₆"x10¹/₄"x⁵/₁₆")
EW-AGMMOS
Tile size: 73x23mm (2⁷/₈"x 7/8")



NAGA

298x260x8mm (11¹¹/₁₆"x10¹/₄"x⁵/₁₆")
EW-NGAMOS
Tile size: 73x23mm (2⁷/₈"x 7/8")






Wall: Naga
Floor: Tileworks
Zelo Slimline
White porcelain

Seasons

These mosaics are made up of clear, frosted and/or iridescent glass, glazed stone, and small engravings of symbols, flowers and other intriguing patterns to add a sense of mystery. The iridescent pieces will reflect the light.




KHOIS

300x300x8mm (11¹³/₁₆"x11¹³/₁₆"x⁵/₁₆")
EW-KHOMOS
Tile size: 15mm (⁹/₁₆")



ONYA

300x300x8mm (11¹³/₁₆"x11¹³/₁₆"x⁵/₁₆")
EW-ONYMOS
Tile size: 15mm (⁹/₁₆")




BASU

300x300x8mm (11¹³/₁₆"x11¹³/₁₆"x⁵/₁₆")
EW-BASMOS
Tile size: 15mm (⁹/₁₆")



Khois



MORIJ

300x300x8mm (11¹³/₁₆"x11¹³/₁₆"x⁵/₁₆")
EW-MRJMOS
Tile size: 15mm (⁹/₁₆")

Please note that Seasons mosaics can be placed in kitchens and bathrooms but are not suitable for showers.

Veuillez noter que les mosaïques Seasons peuvent être posées dans les cuisines et salles de bains mais pas dans les douches.

Bitte beachten Sie, dass Seasons Mosaik zur Verwendung in Küchen und Bädern geeignet sind, nicht jedoch für Duschen.



Let op: Seasons mozaïeken zijn geschikt voor keukens en badkamers maar niet voor in een douche.

Обратите внимание, что мозаику Seasons можно использовать в кухнях и ванных комнатах, но не в душевых кабинках.


Emotion

If you like rich colours, you'll love these three mixed mosaics!
Made from glass, stone and engraved pieces.




GLASS, STONE, CERAMIC,
PORCELAIN, METAL & WOOD

Desire




DESIRE

300x300x8mm (11¹³/₁₆"x11¹³/₁₆"x⁵/₁₆")
EW-DESMOS
Tile size: 23mm (⁷/₈")



LUST

300x300x8mm (11¹³/₁₆"x11¹³/₁₆"x⁵/₁₆")
EW-LUSMOS
Tile size: 23mm (⁷/₈")



OBSESSION

300x300x8mm (11¹³/₁₆"x11¹³/₁₆"x⁵/₁₆")
EW-OBSMOS
Tile size: 23mm (⁷/₈")



Obsession

Please note that Emotion mosaics can be placed in kitchens and bathrooms but are not suitable for showers.
Veuillez noter que les mosaïques Emotion peuvent être posées dans les cuisines et salles de bains mais pas dans les douches.
Bitte beachten Sie, dass Emotion Mosaik zur Verwendung in Küchen und Bädern geeignet sind, nicht jedoch für Duschen.
Let op: Emotion mozaïeken zijn geschikt voor keukens en badkamers maar niet voor in een douche.
Обратите внимание, что мозаику Emotion можно использовать в кухнях и ванных комнатах, но не в душевых кабинках.



Earth & Fire

15mm ($\frac{9}{16}$ "

Gorgeous on their own, Earth and Fire mosaics will also co-ordinate beautifully with other natural materials such as wood, stone and metal surfaces.




Aura




ROIS

301x301x8mm ($11\frac{7}{8}$ "x $11\frac{7}{8}$ "x $\frac{5}{16}$ ")
EW-ROIMOS



GOLPO

301x301x8mm ($11\frac{7}{8}$ "x $11\frac{7}{8}$ "x $\frac{5}{16}$ ")
EW-GOLMOS



EXTI

301x301x8mm ($11\frac{7}{8}$ "x $11\frac{7}{8}$ "x $\frac{5}{16}$ ")
EW-EXTMOS




LIAL

301x301x8mm ($11\frac{7}{8}$ "x $11\frac{7}{8}$ "x $\frac{5}{16}$ ")
EW-LIAMOS



DIVINE*

301x301x8mm ($11\frac{7}{8}$ "x $11\frac{7}{8}$ "x $\frac{5}{16}$ ")
GW-DIVMOS



AURA

301x301x8mm ($11\frac{7}{8}$ "x $11\frac{7}{8}$ "x $\frac{5}{16}$ ")
GW-AUAMOS




ETHEREAL

301x301x8mm ($11\frac{7}{8}$ "x $11\frac{7}{8}$ "x $\frac{5}{16}$ ")
GW-ETHMOS



SPLENDOUR

301x301x8mm ($11\frac{7}{8}$ "x $11\frac{7}{8}$ "x $\frac{5}{16}$ ")
GW-SPLMOS



LESO*

301x301x8mm ($11\frac{7}{8}$ "x $11\frac{7}{8}$ "x $\frac{5}{16}$ ")
EW-LESMOS



** Please note, if you use EW-DASMOS Dias in wet areas the appearance of these tiles will change.

** Veuillez noter: si vous utilisez les mosaïques Dias EW-DASMOS dans des emplacements humides, leur apparence changera avec l'eau mais ils redeviendront satinés une fois sec.

** Bitte beachten Sie, dass sich das Aussehen der Fliesen ändert, wenn EW-DASMOS Dias Fliesen in Nassbereichen verwendet werden.

** Let op: als u EW-DASMOS Dias gebruikt in een natte omgeving dan verandert het uiterlijk van deze tegels.

** Обратите внимание: при укладке EW-DASMOS Dias во влажных помещениях внешний вид этой плитки изменится.

* These sheets contain metal. Please see pages 135-145 before installation.

* Ces plaques contiennent du métal. Veuillez consulter les pages 135-145 avant de procéder à l'installation.

* Diese Matten enthalten Metall. Bitte lesen Sie vor der Installation Seite 135-145.

* Deze matten bevatten metaal. Raadpleeg pagina's 135-145 voorafgaand aan de installatie.

* Эти листы содержат металл. Перед укладкой см. стр. 135-145.




Dias



SHANIR

301x301x8mm (11⁷/₈"x11⁷/₈"x⁵/₁₆")
EW-SHAMOS




CHUMU

301x301x8mm (11⁷/₈"x11⁷/₈"x⁵/₁₆")
EW-CHUMOS



AMAR

301x301x8mm (11⁷/₈"x11⁷/₈"x⁵/₁₆")
EW-AMAMOS



JAI

301x301x8mm (11⁷/₈"x11⁷/₈"x⁵/₁₆")
EW-JAIMOS



RADIANCE

301x301x8mm (11⁷/₈"x11⁷/₈"x⁵/₁₆")
GW-RADMOS




HOTAT

301x301x8mm (11⁷/₈"x11⁷/₈"x⁵/₁₆")
EW-HOTMOS




ALDO

301x301x8mm (11⁷/₈"x11⁷/₈"x⁵/₁₆")
EW-ALDMOS



ORLA*

301x301x8mm (11⁷/₈"x11⁷/₈"x⁵/₁₆")
EW-ORLMOS



DIAS**

301x301x8mm (11⁷/₈"x11⁷/₈"x⁵/₁₆")
EW-DASMOS


Earth & Fire

15mm ($\frac{9}{16}$ "

More random but pleasing mixes of stone, glass, ceramic and metal. Some have an occasional tiny motif or icon. It's almost like finding a small, perfectly formed fossil or nugget of gold on a beach of pebbles.



Pamplona




VIEDO*

300x300x8mm ($11\frac{13}{16}$ "x $11\frac{13}{16}$ "x $\frac{5}{16}$ "
GW-VIEMOS



PAMPLONA

300x300x8mm ($11\frac{13}{16}$ "x $11\frac{13}{16}$ "x $\frac{5}{16}$ "
GW-PAMMOS




CARINTHIA*

300x300x8mm ($11\frac{13}{16}$ "x $11\frac{13}{16}$ "x $\frac{5}{16}$ "
GW-CRAMOS



RENA*

300x300x8mm ($11\frac{13}{16}$ "x $11\frac{13}{16}$ "x $\frac{5}{16}$ "
GW-RENMOS




RAKORAM

300x300x8mm ($11\frac{13}{16}$ "x $11\frac{13}{16}$ "x $\frac{5}{16}$ "
GW-RKOMOS



KANDAHAR*

301x301x8mm ($11\frac{7}{8}$ "x $11\frac{7}{8}$ "x $\frac{5}{16}$ "
GW-KANMOS



MANDALAY*

301x301x8mm ($11\frac{7}{8}$ "x $11\frac{7}{8}$ "x $\frac{5}{16}$ "
GW-MNDMOS



Earth & Fire

23mm (7/8")

* These sheets contain metal (Zamo contains copper). Please see pages 135-145 before installation.
 * Ces plaques contiennent du métal (Zamo contient du cuivre). Veuillez consulter les pages 135-145 avant de procéder à l'installation.
 * Diese Matten enthalten Metall (Zamo enthält Kupfer). Bitte lesen Sie vor der Installation Seite 135-145.
 * Deze matten bevatten metaal (Zamo bevat koper). Raadpleeg pagina's 135-145 voorafgaand aan de installatie.
 * Эти листы содержат металл (Замо содержит медь). Перед укладкой см. стр. 135-145.



GLASS, STONE, CERAMIC,
PORCELAIN, METAL & WOOD

Zamo




GOA

300x300x8mm (11¹³/₁₆"x11¹³/₁₆"x⁵/₁₆")
GW-GOAMOS



PRADESH

300x300x8mm (11¹³/₁₆"x11¹³/₁₆"x⁵/₁₆")
GW-PRAMOS




VALEN*

300x300x8mm (11¹³/₁₆"x11¹³/₁₆"x⁵/₁₆")
GW-VALMOS



ZAMO*

300x300x8mm (11¹³/₁₆"x11¹³/₁₆"x⁵/₁₆")
GW-ZAMMOS




MADRAS

298x298x8mm (11³/₄"x11³/₄"x⁵/₁₆")
EW-MADMOS



KOLKATA

298x298x8mm (11³/₄"x11³/₄"x⁵/₁₆")
EW-KOLMOS



CHENNAI

298x298x8mm (11³/₄"x11³/₄"x⁵/₁₆")
EW-CHEMOS







Manaslu

Glass & Metal

23mm (7/8")

Mixes of subtly coloured glass are mingled with brushed aluminium pieces for a light and modern look.



Actamira

Glass & Stone

23mm (7/8")

Strong earthy tones or warm pinks and purples in textured stone with random inserts of glass with an inner sparkle.



PAGAI*

300x300x8mm (11¹³/₁₆"x11¹³/₁₆"x⁵/₁₆"")
GW-PAGMOS




BATU*

300x300x8mm (11¹³/₁₆"x11¹³/₁₆"x⁵/₁₆"")
GW-BATMOS




MANASLU*

300x300x8mm (11¹³/₁₆"x11¹³/₁₆"x⁵/₁₆"")
GW-MANMOS



ACTAMIRA

300x300x8mm (11¹³/₁₆"x11¹³/₁₆"x⁵/₁₆"")
EW-ACTMOS



MOGAO

300x300x8mm (11¹³/₁₆"x11¹³/₁₆"x⁵/₁₆"")
EW-MOGMOS



POSTOJNA

300x300x8mm (11¹³/₁₆"x11¹³/₁₆"x⁵/₁₆"")
EW-POSMOS

* These sheets contain metal. Please see pages 135-145 before installation.
* Ces plaques contiennent du métal. Veuillez consulter les pages 135-145 avant de procéder à l'installation.
* Diese Matten enthalten Metall. Bitte lesen Sie vor der Installation Seite 135-145.
* Deze matten bevatten metaal. Raadpleeg pagina's 135-145 voorafgaand aan de installatie.
* Эти листы содержат металл. Перед укладкой см. стр. 135-145.



Metallic Glazed Ceramic; Wood

Igneous, Pyroclas and Crucible are ceramic with a metallic glaze, although they seem to be wrought from highly polished bronze, brass, copper and tin. Wooden Surabaya (recycled from old fishing boats) has warm amber, russet and cinnamon tones; Lombok is a mix of bamboo, aluminium and glass; Ceylon is made from coconut shells.



Igneous

Metallic Glazed Ceramic




IGNEOUS

327x327x7mm (12⁷/₈"x12⁷/₈"x¹/₄")
CS-INGCM
Tile size: 20mm (1³/₁₆")



PYROCLAS

307x297x8mm (12¹/₁₆"x11¹¹/₁₆"x⁵/₁₆")
CS-PYRGCM
Tile size: 75x35mm (2¹⁵/₁₆"x 1³/₈")



CRUCIBLE

298x298x7mm (11³/₄"x11³/₄"x¹/₄")
CS-CRUGCM

Coconut, Bamboo, Wood



CEYLON*

280x300x6mm (11"x11¹³/₁₆"x¹/₄")
EW-CEYMS
Tile size: 40x20mm (1⁹/₁₆"x 1³/₁₆")



LOMBOK*

300x300x8mm (11¹³/₁₆"x11¹³/₁₆"x⁵/₁₆")
GW-LOMMOS
Tile size: 23mm (7/₈")
*Contains metal



SURABAYA*

301x301x10mm (11⁷/₈"x11⁷/₈"x³/₈")
EW-SURMOS
Tile size: 30mm (1³/₁₆")

* These sheets contain wood/bamboo/coconut and/or metal. Please see pages 135-145 before installation.

* Ces plaques contiennent du bois/du bambou/de la noix de coco et/ou du métal. Veuillez consulter les pages 135-145 avant de procéder à l'installation.

* Diese Matten enthalten Holz/Bambus/Kokosnuss und/oder Metall. Bitte lesen Sie vor der Installation Seite 135-145.

* Deze matten bevatten hout/bamboe/kokosnoot en/of metaal. Raadpleeg pagina's 135-145 voorafgaand aan de installatie.

* Эти листы содержат дерево/бамбук/кокос и/или металл. Перед укладкой см. стр. 135-145.



Metal



Metal mosaics reflect lifestyle as much as colour, and should be used with confidence. The clean bold lines and shapes of these metals – available in both polished and softly brushed finishes – enhance and complement any nearby surfaces in stone, wood, glass, ceramic or brick.

▼ Artillery Brushed and Fusilier Brushed




Metal Polished & Brushed


An expanse of metal mosaics on your kitchen wall will certainly bring out the professional chef in you. As well as being contemporary in style, metal can also be a practical solution in many different locations.




Artillery Brushed



ARTILLERY POLISHED METAL
305x285x5mm (12"x11¹/₄"x³/₁₆")
EW-ARTPPR (3/4") diameter



ARTILLERY BRUSHED METAL
305x285x5mm (12"x11¹/₄"x³/₁₆")
EW-ARTBPR
Tile size: 20mm (3/4") diameter




DRAGOON POLISHED METAL
286x275x10mm (11¹/₄"x10⁷/₈"x³/₈")
EW-DRGPH
Tile size: 30mm (1¹/₈") across edge to edge



DRAGOON BRUSHED METAL*
286x275x10mm (11¹/₄"x10⁷/₈"x³/₈")
EW-DRGBH
Tile size: 30mm (1¹/₈") across edge to edge




GRENADIER POLISHED METAL*
296x296x10mm (11¹¹/₁₆"x11¹¹/₁₆"x³/₈")
EW-GRENP15
Tile size: 15x15mm (5/8"x5/8")



GRENADIER BRUSHED METAL*
296x296x10mm (11¹¹/₁₆"x11¹¹/₁₆"x³/₈")
EW-GRENB15
Tile size: 15x15mm (5/8"x5/8")



HUSSAR POLISHED METAL*
296x296x8mm (11¹¹/₁₆"x11¹¹/₁₆"x⁵/₁₆")
EW-HUSP23
Tile size: 23x23mm (7/8"x7/8")



HUSSAR BRUSHED METAL
296x296x8mm
(11¹¹/₁₆"x11¹¹/₁₆"x¹⁵/₁₆")
EW-HUSB23
Tile size: 23x23mm (7/8"x7/8")



* These sheets contain metal. Please see pages 135-145 before installation.
 * Ces plaques contiennent du métal. Veuillez consulter les pages 135-145 avant de procéder à l'installation.
 * Diese Matten enthalten Metall. Bitte lesen Sie vor der Installation Seite 135-145.
 * Deze matten bevatten metaal. Raadpleeg pagina's 135-145 voorafgaand aan de installatie.
 * Эти листы содержат металл. Перед укладкой см. стр. 135-145.



Chasseur Brushed

**LANCER POLISHED METAL**

306x287x8mm ($12\frac{1}{16}$ "x $11\frac{5}{8}$ "x $\frac{5}{16}$ ")
 EW-LANP2X3
 Tile size: 20x30mm ($\frac{3}{4}$ "x $1\frac{1}{8}$ ")

**LANCER BRUSHED METAL**

306x287x8mm ($12\frac{1}{16}$ "x $11\frac{5}{8}$ "x $\frac{5}{16}$ ")
 EW-LANB2X3
 Tile size: 20x30mm ($\frac{3}{4}$ "x $1\frac{1}{8}$ ")

**CAVALIER POLISHED METAL**

262x262x8mm ($10\frac{3}{8}$ "x $10\frac{3}{8}$ "x $\frac{5}{16}$ ")
 EW-CAVPBB
 Tile sizes: 20x20mm and 63x20mm
 ($\frac{3}{4}$ "x $\frac{3}{4}$ " and $2\frac{1}{2}$ "x $\frac{3}{4}$ ")

**CAVALIER BRUSHED METAL**

262x262x8mm ($10\frac{3}{8}$ "x $10\frac{3}{8}$ "x $\frac{5}{16}$ ")
 EW-CAVBBB
 Tile sizes: 20x20mm and 63x20mm
 ($\frac{3}{4}$ "x $\frac{3}{4}$ " and $2\frac{1}{2}$ "x $\frac{3}{4}$ ")

**BATTALION POLISHED METAL**

296x296x8mm ($11\frac{11}{16}$ "x $11\frac{11}{16}$ "x $\frac{5}{16}$ ")
 EW-BATP47
 Tile size: 47x47mm ($1\frac{7}{8}$ "x $1\frac{7}{8}$ ")

**BATTALION BRUSHED METAL**


296x296x8mm ($11\frac{11}{16}$ "x $11\frac{11}{16}$ "x $\frac{5}{16}$ ")
 EW-BATB47
 Tile size: 47x47mm ($1\frac{7}{8}$ "x $1\frac{7}{8}$ ")

**CHASSEUR POLISHED METAL**

310x227x8mm ($12\frac{1}{4}$ "x $8\frac{15}{16}$ "x $\frac{5}{16}$ ")
 EW-CHAPBB
 Tile size: 75x150mm (3 "x $5\frac{7}{8}$ ")

**CHASSEUR BRUSHED METAL**

310x227x8mm ($12\frac{1}{4}$ "x $8\frac{15}{16}$ "x $\frac{5}{16}$ ")
 EW-CHABBB
 Tile size: 75x150mm (3 "x $5\frac{7}{8}$ ")

**REGIMENT POLISHED METAL**

305x305x8mm (12 "x 12 "x $\frac{5}{16}$ ")
 EW-REGBP15
 Tile size: 15mm ($\frac{9}{16}$ ")





Jules Verne

Metal Polished & Brushed

The polished surfaces boldly mirror light and colour, and brushed satin finishes soften reflections and are very much at home with natural materials such as wood and stone. It's worth looking closely at Jules Verne: this unusual aluminium mosaic is made up from a map of the world!




FUSILIER POLISHED METAL

303x287x8mm (11¹⁵/₁₆"x11⁵/₁₆"x⁵/₁₆")

EW-FUSPS

Tile size: 25x150mm (3¹/₄"x5⁷/₈")



FUSILIER BRUSHED METAL

303x287x8mm (11¹⁵/₁₆"x11⁵/₁₆"x⁵/₁₆")

EW-FUSBS

Tile size: 25x150mm (3¹/₄"x5⁷/₈")



CUIRASSIER BLACK BRUSHED METAL

292x278x8mm (11¹/₂"x10¹⁵/₁₆"x⁵/₁₆")

EW-CURBB

Tile size: 92x23mm (3⁵/₈"x7⁷/₈")




CUIRASSIER STEEL BRUSHED METAL

292x278x8mm (11¹/₂"x10¹⁵/₁₆"x⁵/₁₆")

EW-CURBS

Tile size: 92x23mm (3⁵/₈"x7⁷/₈")




HIGHLANDER POLISHED & BRUSHED METAL

295x295x8mm (11⁵/₈"x11⁵/₈"x⁵/₁₆")

EW-HIGBW

Tile size: 48x24, 10x10mm
(1⁷/₈"x¹⁵/₁₆, 3³/₈"x³/₈")



JULES VERNE

288x288x4mm (11⁵/₁₆"x11⁵/₁₆"x³/₁₆")

EW-JUVEP

Tile size: 10mm (3³/₈")



* These sheets contain metal. Please see pages 135-145 before installation.

* Ces plaques contiennent du métal. Veuillez consulter les pages 135-145 avant de procéder à l'installation.

* Diese Matten enthalten Metall. Bitte lesen Sie vor der Installation Seite 135-145.

* Deze matten bevatten metaal. Raadpleeg pagina's 135-145 voorafgaand aan de installatie.

* Эти листы содержат металл. Перед укладкой см. стр. 135-145.




Aluminium


These ultramodern mosaics look stylish in contemporary settings, whether residential or commercial. Stellar and Telstar have a subtle gold-like sheen. The effect of three-dimensional Torque is sensational.




Stellar



STELLAR* (anodized, brushed)
260x270x8mm ($10\frac{1}{4}" \times 10\frac{5}{8}" \times \frac{5}{16}"$)
EW-STLMOS
Tile size: 30x17mm ($1\frac{3}{16}" \times 1\frac{11}{16}"$)



TELSTAR* (anodized, brushed)
300x300x8mm ($11\frac{13}{16}" \times 11\frac{13}{16}" \times \frac{5}{16}"$)
EW-TLSMOS
Tile size: 48mm ($1\frac{1}{8}"$)



TORQUE* (brushed)
270x270x8/10/12mm
($10\frac{5}{8}" \times 10\frac{5}{8}" \times \frac{5}{16}" / \frac{3}{8}" / \frac{1}{2}"$)
EW-TORMOS
Tile size: 15x30mm ($\frac{5}{8}" \times 1\frac{3}{16}"$)



* Please see pages 135-145 regarding aluminium mosaics before installation.
* Veuillez vous référer aux pages 135-145 concernant les mosaïques en aluminium avant de procéder à leur installation.
* Bitte lesen Sie vor der Installation Seite 135-145 bezüglich Aluminiummosaikfliesen.
* Raadpleeg pagina's 135-145 voor aluminium mozaïektegels voorafgaand aan de installatie.
* Перед укладкой алюминиевой мозаики см. стр. 135-145.

Copper

Three copper mosaics that have the power of transformation. If you install them outside in covered areas exposed to moisture they will, over time, acquire a stunning patina of verdigris. Their antiqued autumnal shades could turn into tones of green. Inside or outside, they will look stunning in both rustic and modern settings. (not suitable for kitchens or bathrooms).



Alchemy Brick




ALCHEMY SQUARE

305x305x10mm (12"x12"x³/₈")

EW-ALCAC20

Tile size: 20mm (¹³/₁₆")



ALCHEMY CUBE

305x305x8mm (12"x12"x⁵/₁₆")

EW-ALCAC48

Tile size: 48mm (¹⁷/₈")



ALCHEMY BRICK

298x286x8mm (11³/₄"x11¹/₄"x⁵/₁₆")

EW-ALCACBB

Tile size: 98x30mm (3⁷/₈"x¹³/₁₆")



* Please see pages 135-145 regarding copper mosaics before installation.

* Veuillez vous référer aux pages 135-145 concernant les mosaïques en cuivre avant de procéder à leur installation.

* Bitte lesen Sie vor der Installation Seite 135-145 bezüglich Kupfermosaikfliesen.

* Raadpleeg pagina's 135-145 voor koperen mozaïektegels voorafgaand aan de installatie.

* Перед укладкой медной мозаики см. стр. 135-145.



Porcelain



Our Aegean mosaics are made from glazed porcelain, a beautiful and hard-working material for changing rooms, bathrooms and wet rooms. There's a choice of colours and finishes too, from the glossy starburst tiles to earthy tones for a rustic look.

▼ Dorian and Ionian



Aegean Mosaics

23mm ($\frac{7}{8}$ ")

All the mosaics shown on this page have a glorious wet-look finish. Look more closely and you will see a tiny starburst of vivid colour contained within each individual piece, making every one a unique miniature work of art. Those shown opposite are slightly thicker, with a textured, less glossy finish.




Thasos



SIROS

305x305x6mm (12"x12"x $\frac{1}{4}$ ")
EW-AGSIR




THASOS

305x305x6mm (12"x12"x $\frac{1}{4}$ ")
EW-AGTHA




MYKANOS

305x305x6mm (12"x12"x $\frac{1}{4}$ ")
EW-AGMYK




NAXOS

305x305x6mm (12"x12"x $\frac{1}{4}$ ")
EW-AGNAX



PAROS

305x305x6mm (12"x12"x $\frac{1}{4}$ ")
EW-AGPAR



ANDROS

305x305x6mm (12"x12"x $\frac{1}{4}$ ")
EW-AGAND





Dorian



DORIAN

305x305x8mm (12"x12"x $\frac{5}{16}$ "")
EW-AGDOR



KARIAN

305x305x8mm (12"x12"x $\frac{5}{16}$ "")
EW-AGKAR




MINOAN

305x305x8mm (12"x12"x $\frac{5}{16}$ "")
EW-AGMIN



IONIAN

305x305x8mm (12"x12"x $\frac{5}{16}$ "")
EW-AGION



MYCENEAN

305x305x8mm (12"x12"x $\frac{5}{16}$ "")
EW-AGMYC

Floor Tiles

These attractive floor tiles are a practical option for bathrooms, and they can be used with underfloor heating. The colour and patterns work well in both traditional settings (with our Artworks wall tile range for example) and modern minimalist interiors.



Classic Octagon & Dot with Artworks wall tiles




MOONBEAM PENNY ROUND
292x310x6mm (11¹/₂"x12¹/₄"x¹/₄")
CS-PRMOON




WHITE HONEYCOMB
297x257x6mm (11³/₄"x10¹/₈"x¹/₄")
CS-HNYCOMW



BLACK AND WHITE HONEYCOMB
297x257x6mm (11³/₄"x10¹/₈"x¹/₄")
CS-HNYCOMWB



CLASSIC OCTAGON & DOT
292x292x6mm (11¹/₂"x11¹/₂"x¹/₄")
CS-OCTDOT



BASKETWEAVE
297x297x6mm (11³/₄"x11³/₄"x¹/₄")
CS-BSKMOS



Basketweave





Stone



Stone as a material is a natural choice for homemakers. Subtleties of tone and texture will always provide inspiration, and will always harmonise with changing styles and colour schemes. In the following pages of stone mosaics you'll find something suitable for every trend and every taste.

▼ Venetian Mosaic Chic Noce Travertine Honed, with Earthworks Levantine Ivory Travertine Unfilled on wall and floor





Polished Marble

These highly polished marble mosaics will shine in many locations: kitchens, bathrooms, showers, in fact most places you need a hard-working and beautiful surface.



Polished Marble Mixed Verde



POLISHED MARBLE MIXED NOIR

305x305x10mm (12"x12"x $\frac{3}{8}$ ")

EW-VMPMN23

Tile size: 23mm ($\frac{7}{8}$ ")



POLISHED MARBLE MIXED VERDE

305x305x10mm (12"x12"x $\frac{3}{8}$ ")

EW-VMPMV23

Tile size: 23mm ($\frac{7}{8}$ ")




POLISHED MARBLE SORRENTO 2.3

300x300x10mm (11 $\frac{13}{16}$ "x11 $\frac{13}{16}$ "x $\frac{3}{8}$ ")

EW-VMSORP23

Tile size: 23mm ($\frac{7}{8}$ ")



POLISHED MARBLE PERUGIA 2.3

300x300x10mm (11 $\frac{13}{16}$ "x11 $\frac{13}{16}$ "x $\frac{3}{8}$ ")

EW-VMPERP23

Tile size: 23mm ($\frac{7}{8}$ ")



POLISHED MARBLE SORRENTO 4.8

300x300x10mm (11 $\frac{13}{16}$ "x11 $\frac{13}{16}$ "x $\frac{3}{8}$ ")

EW-VMSORP48

Tile size: 48mm (1 $\frac{7}{8}$ ")



POLISHED MARBLE PERUGIA 4.8

300x300x10mm (11 $\frac{13}{16}$ "x11 $\frac{13}{16}$ "x $\frac{3}{8}$ ")

EW-VMPERP48

Tile size: 48mm (1 $\frac{7}{8}$ ")



Venetian Mosaics

10mm ($\frac{3}{8}$ ") / 15mm ($\frac{5}{8}$ ") / 23 ($\frac{7}{8}$ ")

In ancient Mesopotamia craftsmen cut stone to create the tiny pieces of tesserae that made up the earliest mosaics. Those used on walls were shaped and raised fractionally, to catch the ever changing quality of light and add beauty and interest to a surface that might otherwise be plain - or sometimes irregular.




Noce 1.0



BIANCO 1.0

305x305x10mm (12"x12"x $\frac{3}{8}$ ")
EW-VMBIANCO



GRISAILLE 1.0

305x305x10mm (12"x12"x $\frac{3}{8}$ ")
EW-VMGRIG1



CREMA 1.0

305x305x10mm (12"x12"x $\frac{3}{8}$ ")
EW-VMCREMA1



NOCE 1.0

305x305x10mm (12"x12"x $\frac{3}{8}$ ")
EW-VMNOCE1



CREMA CHIPPED EDGE 2.3

300x300x10mm (11 $\frac{13}{16}$ "x11 $\frac{13}{16}$ "x $\frac{3}{8}$ ")
EW-VMCREMACE



NOCE CHIPPED EDGE 2.3

300x300x10mm (11 $\frac{13}{16}$ "x11 $\frac{13}{16}$ "x $\frac{3}{8}$ ")
EW-VMNOCECE



Venetian Mosaics

23mm ($\frac{7}{8}$ ")

Cut and then softened by the action of 'tumbling' amongst harder stones, the Venetian-style mosaics on these pages are still hand-set in the traditional ways of early craftsmen.

Chipped Edge Crema with Noce 4.8



JERUSALEM GOLD 2.3
305x305x10mm (12"x12"x $\frac{3}{8}$ ")
EW-VMJGOLD



NOCE 2.3
305x305x10mm (12"x12"x $\frac{3}{8}$ ")
EW-VMNOCE



MIXED TRAVERTINE 2.3
305x305x10mm (12"x12"x $\frac{3}{8}$ ")
EW-VMTM23



GIALLO 2.3
305x305x10mm (12"x12"x $\frac{3}{8}$ ")
EW-VMGIALLO



CREMA 2.3
305x305x10mm (12"x12"x $\frac{3}{8}$ ")
EW-VMCREMA



HONEY (ONYX) 2.3
305x305x10mm (12"x12"x $\frac{3}{8}$ ")
EW-VMHONEY



JADE 2.3
305x305x10mm (12"x12"x $\frac{3}{8}$ ")
EW-VMJADE





Venetian Mosaics

25mm (1") / 30mm (1 1/8")

Plain or patterned, small or large, stone mosaics are extraordinarily versatile and can add beauty, colour and interest to virtually any wall or floor in any part of your domain, be it contemporary or traditional style.

Zamora 2.5



CORDOBA 2.5

300x300x10mm (11 13/16" x 11 13/16" x 3/8")
EW-VMCOR25




AUSTURIAN 2.5

300x300x10mm (11 13/16" x 11 13/16" x 3/8")
EW-VMAUS25




CATALONIA 2.5

300x300x10mm (11 13/16" x 11 13/16" x 3/8")
EW-VMCAT25




ZAMORA 2.5

300x300x10mm (11 13/16" x 11 13/16" x 3/8")
EW-VMZAM25



KOHIMA 2.5

300x300x10mm (11 13/16" x 11 13/16" x 3/8")
EW-VMKOH25



VITORIA 2.5

300x300x10mm (11 13/16" x 11 13/16" x 3/8")
EW-VMVIT25



AZAHAR

300x300x8mm (11 13/16" x 11 13/16" x 5/16")
EW-VMAZAT30
Tile size: 30mm (1 3/16")



Venetian Mosaics

48mm (1⁷/₈")

Lighter colours and smaller patterns help create the illusion of space, whilst darker and bolder ones can also be used to dramatic and pleasing effect.



Mixed Travertine 4.8 with Earthworks Crema Chair Rail and Levantine Ivory




CREMA 4.8

305x305x10mm (12"x12"x³/₈")
EW-VMCREMA48



CASTILLE 4.8

300x300x10mm (11¹³/₁₆"x11¹³/₁₆"x³/₈")
EW-VMCAS48



MORENIA 4.8

300x300x10mm (11¹³/₁₆"x11¹³/₁₆"x³/₈")
EW-VMMOR48



JERUSALEM GOLD 4.8

305x305x10mm (12"x12"x³/₈")
EW-VMJGOLD48



MIXED TRAVERTINE 4.8

305x305x10mm (12"x12"x³/₈")
EW-VMTM48



NOCE 4.8

305x305x10mm (12"x12"x³/₈")
EW-VMNOCE48




GIALLO 4.8

305x305x10mm (12"x12"x³/₈")
EW-VMGIALLO48



CORDOBA 4.8

300x300x10mm (11¹³/₁₆"x11¹³/₁₆"x³/₈")
EW-VMCOR48



AUSTURIAN 4.8

300x300x10mm (11¹³/₁₆"x11¹³/₁₆"x³/₈")
EW-VMAUS48






Austurian 4.8

**LANGREO 4.8**


300x300x10mm (11¹³/₁₆"x11¹³/₁₆"x³/₈")
EW-VMLAN48

**KOHIMA 4.8**


300x300x10mm (11¹³/₁₆"x11¹³/₁₆"x³/₈")
EW-VMKOH48

**CATALONIA 4.8**

300x300x10mm (11¹³/₁₆"x11¹³/₁₆"x³/₈")
EW-VMCAT48

**ZAMORA 4.8**

300x300x10mm (11¹³/₁₆"x11¹³/₁₆"x³/₈")
EW-VMZAM48

**VITORIA 4.8**

300x300x10mm (11¹³/₁₆"x11¹³/₁₆"x³/₈")
EW-VMVIT48

**MORENIA RECTANGLE**

300x300x10mm (11¹³/₁₆"x11¹³/₁₆"x³/₈")
EW-VMMORRECT

**NEVADA RECTANGLE**

300x300x10mm (11¹³/₁₆"x11¹³/₁₆"x³/₈")
EW-VMNEVRECT



Venetian Mosaics

Plain and patterned, large and small, brickbond, splitface, offset - stone mosaics are incredibly versatile and add colour and interest to virtually any part of your home.



Small Brickbond Crema Travertine Tumbled with Earthworks Crema Bullnose, and Tumbled Marble Mica Mix




SMALL BRICKBOND CREMA TRAVERTINE TUMBLED

305x305x10mm (12"x12"x $\frac{3}{8}$ ")
EW-VMCREMARECT



SMALL BRICKBOND BOTTOCINO TUMBLED

305x305x10mm (12"x12"x $\frac{3}{8}$ ")
EW-VMBOTTRECT



SMALL BRICKBOND JERUSALEM GOLD

305x305x10mm (12"x12"x $\frac{3}{8}$ ")
EW-VMJGOLDBB



BRICKBOND CREMA TRAVERTINE TUMBLED

305x305x10mm (12"x12"x $\frac{3}{8}$ ")
EW-VMBBCEMAM



BRICKBOND BOTTOCINO TUMBLED

305x305x10mm (12"x12"x $\frac{3}{8}$ ")
EW-VMBBBOTTOM



SMALL BRICKBOND NOCE TRAVERTINE TUMBLED

305x305x10mm (12"x12"x $\frac{3}{8}$ ")
EW-VMNOCERECT





Brickbond Nero Tumbled



BRICKBOND NOCE TUMBLED
305x305x10mm (12"x12"x $\frac{3}{8}$ ")
EW-VMBBNOCEM



BRICKBOND ANDORRA*
300x300x10mm (11 $\frac{13}{16}$ "x11 $\frac{13}{16}$ "x $\frac{3}{8}$ ")
EW-VMANDBBS



BRICKBOND NERO TUMBLED
305x305x10mm (12"x12"x $\frac{3}{8}$ ")
EW-VMBBNEROM



BRICKBOND BEIGE
305x305x10mm (12"x12"x $\frac{3}{8}$ ")
EW-VMBBBEIGE



BRICKBOND CREMA
305x305x10mm (12"x12"x $\frac{3}{8}$ ")
EW-VMBBCREMA



LARGE BRICKBOND CANTABRIAN
300x300x10mm (11 $\frac{13}{16}$ "x11 $\frac{13}{16}$ "x $\frac{3}{8}$ ")
EW-VMCANBBL

* Please note, these tiles might vary slightly in thickness to dimensions as stated.

* Veuillez noter : l'épaisseur et les dimensions de ces carreaux peuvent varier par rapport à celles citées.

* Bitte beachten Sie, dass diese Fliesen mit Bezug auf die angegebenen Maße in der Dicke leicht variieren können.

* Let op: de dikte van de deze tegel kan enigszins verschillen ten opzichte van de vermelde afmetingen.

* Обратите внимание, что толщина этой плитки может немного отличаться от указанной.



Venetian Mosaics

These classic designs draw inspiration from patterns that were around in ancient Roman and Moorish worlds. Chipped and tumbled travertines in imitation of woven baskets and brickwork are perfect designs for kitchens or bathrooms where simplicity is key.



Black/Crema Octagon and Brickbond Crema




WHITE OCTAGON 10

310x310x10mm (12¹/₄"x12¹/₄"x³/₈")
EW-VMOCTW10




CREMA OCTAGON 10

310x310x10mm (12¹/₄"x12¹/₄"x³/₈")
EW-VMCRPENT10



BLACK/CREMA OCTAGON

300x300x10mm (11¹³/₁₆"x11¹³/₁₆"x³/₈")
EW-VMBLKOOT




WHITE OCTAGON 4.8

300x300x10mm (11¹³/₁₆"x11¹³/₁₆"x³/₈")
EW-VMOCTW48



CREMA PENTAGON 4.8

305x305x10mm (12"x12"x³/₈")
EW-VMCRPENT48



SPIRAL NOCE BLACK

300x300x10mm (11¹³/₁₆"x11¹³/₁₆"x³/₈")
EW-VMNOCESP



JERUSALEM GOLD BASKETWEAVE

300x300x10mm (11¹³/₁₆"x11¹³/₁₆"x³/₈")
EW-VMBJGOLD



FAN HONEY

160x270x10mm (6⁵/₁₆"x10⁵/₈"x³/₈")
EW-VMFANH
NB 43 per m²





Negra Black Splitface

Rustic

Smooth-edged corks of broken stones loosely arranged into interlocking shapes. It would be surprisingly difficult to achieve this seemingly artless and random effect with individual pieces.



SPLITFACE BEIGE

300x300x10mm (11¹³/₁₆"x11¹³/₁₆"x³/₈")
EW-VMSFBEIGE



SPLITFACE NOCE

300x300x10mm (11¹³/₁₆"x11¹³/₁₆"x³/₈")
EW-VMSFNOCE



LEVENTINE IVORY SPLITFACE

290x276x10mm 11³/₈"x10⁷/₈"x³/₈"
EW-LIVSFMOS



NEGRA BLACK SPLITFACE

290x276x10mm 11³/₈"x10⁷/₈"x³/₈"
EW-NEGSFMOS



RUSTIC SANDSTONE

290x290x10-14mm (11⁷/₁₆"x11⁷/₁₆"x³/₈"-⁹/₁₆")
EW-VMRSAN2



RUSTIC RED

290x290x10-14mm (11⁷/₁₆"x11⁷/₁₆"x³/₈"-⁹/₁₆")
EW-VMRRED2



RUSTIC OATMEAL

290x290x10-14mm (11⁷/₁₆"x11⁷/₁₆"x³/₈"-⁹/₁₆")
EW-VMROAT2



Pebble Mosaics

We have reduced the process of 'pebble creation' (perfected by Nature over millennia) by several thousand years. Stones are still tumbled in water until they are softly rounded but we carry out the whole process in weeks rather than in aeons and in such a way that we create a range of harmonised colours in (more or less) uniform sizes.



Black Tonga Pebble, Quail Maui Pebble and Border



IVORY SAMOA PEBBLE

290x290x10-14mm (11⁷/₁₆"x11⁷/₁₆"x³/₈"-⁹/₁₆")
EW-SAMOA2



BEIGE HAWAII PEBBLE

300x300x10-14mm (11¹³/₁₆"x11¹³/₁₆"x³/₈"-⁹/₁₆")
EW-HAWAII3



QUAIL MAUI PEBBLE

290x290x10-14mm (11⁷/₁₆"x11⁷/₁₆"x³/₈"-⁹/₁₆")
EW-MAUI2



IVORY SAMOA BORDER

250x100x10-14mm (9¹³/₁₆"x4"x³/₈"-⁹/₁₆")
EW-SAMOAB2



BEIGE HAWAII BORDER

270x100x10-14mm (10⁵/₈"x4"x³/₈"-⁹/₁₆")
EW-HAWAII3



QUAIL MAUI BORDER

250x100x10-14mm (9¹³/₁₆"x4"x³/₈"-⁹/₁₆")
EW-MAUIB2



GREEN BALIHAI PEBBLE*

290x290x10-14mm (11⁷/₁₆"x11⁷/₁₆"x³/₈"-⁹/₁₆")
EW-BALIHAI2



BLACK TONGA PEBBLE

290x290x10-14mm (11⁷/₁₆"x11⁷/₁₆"x³/₈"-⁹/₁₆")
EW-TONGA2



GREEN BALIHAI BORDER*

250x100x10-14mm (9¹³/₁₆"x4"x³/₈"-⁹/₁₆")
EW-BALIHAI2



BLACK TONGA BORDER

250x100x10-14mm (9¹³/₁₆"x4"x³/₈"-⁹/₁₆")
EW-TONGAB2

* Please note that the pebbles in Green Bali Hai Mosaic and Border are flatter than the other pebbles on this page.

* Veuillez noter : les galets des mosaïques et bordures Green Bali Hai sont plus plats que les autres galets de cette page.

* Bitte beachten Sie, dass die Steinchen des Designs Bali Hai Green in Mosaik und Bordüre flacher sind, als die anderen Kieselmosaiks auf dieser Seite.

* Let op: de kiezels en de randen in de mozaïek Green Bali Hai zijn platter dan de andere kiezels op deze pagina.

* Обратите внимание, что галька, использованная в мозаике и бордюрах Green Bali Hai, более плоская, чем представленная на данной странице.



Linear Mosaics

Clever use of these contemporary linear mosaics, either horizontally or vertically, can create a feeling of space and harmony. Combine with co-ordinating colours or contrast light with dark.

Classic Mica Polished



TREND SORRENTO POLISHED
305x330x10mm (12"x13"x $\frac{3}{8}$ ")
EW-TRENDSOR




TREND MICA POLISHED
305x330x10mm (12"x13"x $\frac{3}{8}$ ")
EW-TRENDMIC



TREND NOCE HONED
305x330x10mm (12"x13"x $\frac{3}{8}$ ")
EW-TRENDNOCE



CLASSIC SORRENTO POLISHED
305x305x10mm (12"x12"x $\frac{3}{8}$ ")
EW-CLASSICSOR



CLASSIC MICA POLISHED
305x305x10mm (12"x12"x $\frac{3}{8}$ ")
EW-CLASSICMIC



CLASSIC NOCE HONED
305x305x10mm (12"x12"x $\frac{3}{8}$ ")
EW-CLASSICNOCE



CHIC BOTTOCINO POLISHED
305x305x10mm (12"x12"x $\frac{3}{8}$ ")
EW-VMCHICBOTT



CHIC NOCE TRAVERTINE HONED
305x305x10mm (12"x12"x $\frac{3}{8}$ ")
EW-VMCHICNOCE



Strata

Smooth and tactile, these striking stone and glass mosaics include colours of sand, eau de nil, smoke and mahogany. Such earthly shades will enhance walls in many situations. For understated elegance combine with more polished or honed natural stone tiles, or partner them with wooden work surfaces or plain walls.



Silurian



ALLUVIAL

334x304x8mm (13¹/₈"x12"x⁵/₁₆")
GW-ALLMOS



SILURIAN

334x304x8mm (13¹/₈"x12"x⁵/₁₆")
GW-SILMOS



CRETACEOUS

398x358x8mm (15¹¹/₁₆"x14¹/₈"x⁵/₁₆")
GW-CREMOS



JURASSIC

298x298x8mm (11³/₄"x11³/₄"x⁵/₁₆")
EW-JURASS





Medallions

For a touch of grandeur, use a medallion mosaic to make an incredible centrepiece; these medallions make a feature out of any floor.

Compass Noce with Ardennes
Honed Limestone from Earthworks



CLASSIC MEDALLION

603x603x10mm ($23\frac{3}{4}'' \times 23\frac{3}{4}'' \times \frac{3}{8}''$)
EW-CLMMED



COMPASS NOCE

603x603x10mm ($23\frac{3}{4}'' \times 23\frac{3}{4}'' \times \frac{3}{8}''$)
EW-CMPNOCE



Medallion Mosaics are shown at a scale of 1:10.
Les mosaïques Medallion sont représentées selon une échelle de 01/10.
Medallion Mosaiken sind im Maßstab 1:10 abgebildet.
Het mozaïek Medallion wordt weergegeven in een schaal van 1:10.
Мозаика Medallion Mosaics представлена в масштабе 1:10.

Stone Borders

Borders provide the finishing touches and add interest to a wall or floor. Use them to complement the main area of tiling or to provide a contrast of texture, colour or pattern.



Meseta with Earthworks Tumbled Marble Mica Mix, Small Chair Rail Crema and Bullnose Crema



ATHENIAN INTERLOCKING NOCE
300x50x10mm (11¹³/₁₆"x2"x³/₈")
EW-ATHINTN



ATHENIAN BRAID TRAVERTINE
300x50x10mm (11¹³/₁₆"x2"x³/₈")
EW-ATBRAIDT



NAMIB
290x65x10mm (11³/₈"x2¹/₂"x³/₈")
EW-ATNAM



ARABIAN SMALL
285x70x10mm (11¹/₄"x2³/₄"x³/₈")
EW-ATARBS



ARIZONA
280x70x10mm (11"x2³/₄"x³/₈")
EW-ATARZ



ATHENIAN QUADRANT TRAVERTINE
300x70x10mm (11¹³/₁₆"x2³/₄"x³/₈")
EW-ATQUADT



MESETA
280x85x10mm (11³/₈"x3³/₈"x³/₈")
EW-ATMES



GIBSON
305x100x10mm (12"x4"x³/₈")
EW-ATGIB



ARABIAN LARGE
310x100x10mm (12¹/₄"x4"x³/₈")
EW-ATARBL



NAVARINO
305x100x10mm (12"x4"x³/₈")
EW-ATNAV



SEVIER
290x125x10mm (11³/₈"x5"x³/₈")
EW-ATSEV



TANAMI
280x125x10mm (11"x5"x³/₈")
EW-ATTNM



ATHENIAN DIAMOND NOCE
300x100x10mm (11¹³/₁₆"x4"x³/₈")
EW-ATHDIAN




Stone & Metal Borders

Create an impact with a stone and metal border. These borders are truly versatile and can be used with a wide range of installations to complete the look of any room setting.

Mazatlan Brushed Border



ATHENIAN SCROLL BLACK
300x100x10mm (11¹³/₁₆"x4"x³/₈")
EW-ATSCROLLB



ATHENIAN SCROLL BLACK CORNER
100x100x10mm (4"x4"x³/₈")
EW-ATSCROLLBC



ATHENIAN ROPE BLACK
300x100x10mm (11¹³/₁₆"x4"x³/₈")
EW-ATROPEB



ATHENIAN ROPE BLACK CORNER
100x100x10mm (4"x4"x³/₈")
EW-ATROPEBC



ATHENIAN KEY BLACK
280x100x10mm (11"x4"x³/₈")
EW-ATKEYB



ATHENIAN KEY BLACK CORNER
100x100x10mm (4"x4"x³/₈")
EW-ATKEYBC



ATHENIAN BRAID BLACK
300x50x10mm (11¹³/₁₆"x2"x³/₈")
EW-ATBRAIDB



ATHENIAN QUADRANT BLACK
300x70x10mm (11¹³/₁₆"x2³/₄"x³/₈")
EW-ATQUADB



ATHENIAN DIAMOND BLACK
300x100x10mm (11¹³/₁₆"x4"x³/₈")
EW-ATHDIAB



MAZATLAN POLISHED*
340x47x8mm (13³/₈"x1⁷/₈"x⁵/₁₆")
EW-MAZPB



MAZATLAN HONED*
340x47x8mm (13³/₈"x1⁷/₈"x⁵/₁₆")
EW-MAZHB



ALTAI POLISHED
305x53x10mm (12"x2¹/₈"x³/₈")
EW-ALTPB



ALTAI HONED
305x53x10mm (12"x2¹/₈"x³/₈")
EW-ALTHB



ZAMA POLISHED
305x53x8mm (12"x2¹/₈"x⁵/₁₆")
EW-ZAMPB



CARIBOU
300x50x8mm (11¹³/₁₆"x2"x⁵/₁₆")
EW-CARHB

- * These sheets contain metal.
Please see pages 135-145 before installation.
* Ces plaques contiennent du métal. Veuillez consulter les pages 135-145 avant de procéder à l'installation.
* Diese Matten enthalten Metall. Bitte lesen Sie vor der Installation Seite 135-145.
* Deze matten bevatten metaal. Raadpleeg pagina's 135-145 voorafgaand aan de installatie.
* Эти листы содержат металл.
Перед укладкой см. стр. 135-145.

Stone, Metal & Glass Borders

Create an impact with a stone, glass and metal border. These borders are truly versatile and can be used with a wide range of installations to complete the look of any room setting.



Madalena Polished Border and Earthworks Dolomite White



ATACAMA POLISHED*

300x48x8mm (11¹³/₁₆"x1¹⁵/₁₆"x⁵/₁₆")
EW-ACMPB



SONOAN POLISHED*

300x48x8mm (11¹³/₁₆"x1¹⁵/₁₆"x⁵/₁₆")
EW-SONPB



ATACAMA HONED*

300x48x8mm (11¹³/₁₆"x1¹⁵/₁₆"x⁵/₁₆")
EW-ACMPB



SONOAN HONED*

300x48x8mm (11¹³/₁₆"x1¹⁵/₁₆"x⁵/₁₆")
EW-SONHB



MADALENA POLISHED*

340x47x8mm (13³/₈"x1⁷/₈"x⁵/₁₆")
EW-MDLPB



YUMA POLISHED*

340x47x8mm (13³/₈"x1⁷/₈"x⁵/₁₆")
EW-YMAPB



ESCALANTE POLISHED*

340x47x8mm (13³/₈"x1⁷/₈"x⁵/₁₆")
EW-ESCPB



MADALENA HONED*

340x47x8mm (13³/₈"x1⁷/₈"x⁵/₁₆")
EW-MDLHB



YUMA HONED*

340x47x8mm (13³/₈"x1⁷/₈"x⁵/₁₆")
EW-YMAHB



ESCALANTE HONED*

340x47x8mm (13³/₈"x1⁷/₈"x⁵/₁₆")
EW-ESCHB



PATAGONIAN POLISHED*

300x48x8mm (11¹³/₁₆"x1¹⁵/₁₆"x⁵/₁₆")
EW-PTGPB



HENGE

300x45x10mm (11¹³/₁₆"x1³/₄"x³/₈")
EW-HENGE



BORREGA

300x49x8mm (11¹³/₁₆"x2"x⁵/₁₆")
EW-BRRB



* These sheets contain metal. Please see pages 135-145 before installation.

* Ces plaques contiennent du métal. Veuillez consulter les pages 135-145 avant de procéder à l'installation.

* Diese Matten enthalten Metall. Bitte lesen Sie vor der Installation Seite 135-145.

* Deze matten bevatten metaal. Raadpleeg pagina's 135-145 voorafgaand aan de installatie.

* Эти листы содержат металл. Перед укладкой см. стр. 135-145.

Important Information

How many tiles will you need? / De combien de carreaux aurez-vous besoin?
Wie viele Fliesen brauchen Sie? / Hoeveel mozaïektegels hebt u nodig? / Сколько понадобится плиток?

Nominal mosaic sheet size* Taille Nominale de la Plaque de Mosaïque Nennmaße des Mosaikbogens Nominale afmetingen mozaïekmat Номинальный размер листа мозаики*	Inches	Mosaic sheets per sq metre Plaques de mosaïque par mètre carré Mosaikbögen pro Quadratmeter Mozaïekmatten per vierkante meter Листов мозаики на кв. метр	Mosaic sheets per sq foot
*160 x 270	6 ⁵ / ₁₆ x 10 ⁵ / ₈	43	4.0
200 x 200	7 ⁷ / ₈ x 7 ⁷ / ₈	25.0	2.3
260 x 270	10 ¹ / ₄ x 10 ⁵ / ₈	14.2	1.3
262 x 262	10 ⁵ / ₁₆ x 10 ⁵ / ₁₆	14.6	1.4
270 x 270	10 ⁵ / ₈ x 10 ⁵ / ₈	13.7	1.3
272 x 315	10 ¹¹ / ₁₆ x 12 ³ / ₈	11.7	1.1
280 x 300	11 x 11 ¹³ / ₁₆	11.9	1.1
285 x 265	11 ¹ / ₄ x 10 ⁷ / ₁₆	13.2	1.2
285 x 285	11 ¹ / ₄ x 11 ¹ / ₄	12.3	1.1
286 x 275	11 ¹ / ₄ x 10 ¹³ / ₁₆	12.7	1.2
290 x 276	11 ⁷ / ₁₆ x 10 ⁷ / ₈	12.9	1.2
290 x 290	11 ⁷ / ₁₆ x 11 ⁷ / ₁₆	11.9	1.1
290 x 305	11 ⁷ / ₁₆ x 12	11.3	1.0
292 x 278	11 ¹ / ₂ x 10 ¹⁵ / ₁₆	12.3	1.1
292 x 292	11 ¹ / ₂ x 11 ¹ / ₂	11.7	1.1
292 x 310	11 ¹ / ₂ x 12 ³ / ₁₆	11.0	1.0
294 x 294	11 ⁹ / ₁₆ x 11 ⁹ / ₁₆	11.6	1.1
295 x 295	11 ⁵ / ₈ x 11 ⁵ / ₈	11.5	1.1
296 x 296	11 ⁵ / ₈ x 11 ⁵ / ₈	11.4	1.1
298 x 260	11 ³ / ₄ x 10 ¹ / ₄	12.5	1.2
298 x 286	11 ³ / ₄ x 11 ¹ / ₄	11.3	1.0
298 x 298	11 ³ / ₄ x 11 ³ / ₄	11.3	1.1
300 x 300	11 ¹³ / ₁₆ x 11 ¹³ / ₁₆	11.1	1.0
300 x 312	11 ¹³ / ₁₆ x 12 ⁵ / ₈	10.7	1.0
301 x 301	11 ¹³ / ₁₆ x 11 ¹³ / ₁₆	11.0	1.0
303 x 287	11 ¹⁵ / ₁₆ x 11 ⁵ / ₁₆	11.5	1.1
304 x 298	12 x 11 ³ / ₄	11.0	1.0
304 x 304	12 x 12	10.8	1.0
304 x 334	12 x 13 ¹ / ₈	9.8	0.9
305 x 285	12 x 11 ¹³ / ₁₆	11.5	1.0
305 x 300	12 x 11 ³ / ₄	10.9	1.0
305 x 305	12 x 12 x ³ / ₈	10.7	1.0
305 x 315	12 x 12 ¹ / ₂	10.4	1.0
306 x 287	12 ¹ / ₁₆ x 11 ⁵ / ₈	11.4	1.1
307 x 297	12 ¹ / ₁₆ x 11 ¹¹ / ₁₆	11.0	1.0
310 x 227	12 ³ / ₁₆ x 8 ¹⁵ / ₁₆	14.2	1.3
310 x 297	12 ³ / ₁₆ x 11 ¹¹ / ₁₆	10.9	1.0
310 x 310	12 ³ / ₁₆ x 12 ³ / ₁₆	10.4	1.0
313 x 313	12 ⁵ / ₁₆ x 12 ⁵ / ₁₆	10.2	0.9
318 x 310	12 ¹ / ₂ x 12 ³ / ₁₆	10.1	0.9
318 x 318	12 ¹ / ₂ x 12 ¹ / ₂	9.9	0.9
320 x 320	12 ⁵ / ₈ x 12 ⁵ / ₈	9.8	0.9
322 x 322	12 ¹¹ / ₁₆ x 12 ¹¹ / ₁₆	9.6	0.9
327 x 305	12 ⁷ / ₈ x 12	10.0	0.9
327 x 327	12 ⁷ / ₈ x 12 ⁷ / ₈	9.4	0.9
358 x 398	14 ¹ / ₈ x 15 ¹¹ / ₁₆	7.0	0.6





■ Refers to Venetian Fan Honey, page 126
Fait référence au Venetian Fan Honey, page 126
Bezieht sich auf Venetian Fan Honey, Seite 126
Geldt voor Venetian Fan Honey, pagina 126
Относится к Venetian Fan Honey, стр. 126

* All above dimensions are subject to a tolerance of ± 2.5mm or ³/₃₂"
Toutes les dimensions ci-dessus sont sujettes à une tolérance de ± 2.5mm ou ³/₃₂"
Alle obigen Maße unterliegen einer Toleranz von ± 2,5 mm oder ³/₃₂"
Voor alle bovenstaande afmetingen geldt een mogelijke afwijking van ± 2,5 mm
Допуск на все приведенные в данной брошюре размеры составляет ±2,5 мм

Quantities shown exclude grout gaps between each sheet. When calculating the number of tiles you will require, do not forget to make an allowance for cutting and wastage.
Les quantités indiquées excluent les écarts des joints entre chaque plaque. Lorsque vous calculez le nombre de carreaux dont vous avez besoin, n'oubliez pas de prendre en compte les découpes et les pertes.
Die angegebenen Mengen berücksichtigen nicht die Fugenspalten. Bei der Berechnung der erforderlichen Anzahl von Fliesen denken Sie bitte daran, zusätzliche Fliesen für Verschnitt und Reststücke einzuplanen.
Er wordt bij deze hoeveelheden geen rekening gehouden met voegen tussen de maten. Houd bij het berekenen van het aantal benodigde mozaïekmatten rekening met snijverlies en breuk.
Указанное количество не учитывает зазоры с затиркой между листами. При расчете требуемого количества листов не забудьте заложить определенное количество на обрезки и отходы.

Nominal mosaic border length* Longueur nominale de la bordure de la mosaïque Nennlänge der Mosaikbordüre Nominale lengte mozaïekranden Номинальная длина мозаичного бордюра*	Inches	Borders per linear metre Bordures par mètre linéaire Bordüre pro laufendem Meter Randen per strekkende meter Бордюров на линейный метр	Borders per linear foot
240	9 ⁷ / ₁₆	4.2	1.3
250	9 ¹³ / ₁₆	4.0	1.2
267	10 ¹ / ₂	3.7	1.2
270	10 ⁵ / ₈	3.7	1.2
280	11	3.6	1.1
285	11 ¹ / ₄	3.5	1.1
290	11 ⁷ / ₁₆	3.4	1.0
300	11 ¹³ / ₁₆	3.3	1.0
305	12	3.3	1.0
310	12 ¹³ / ₁₆	3.2	1.0
320	12 ⁵ / ₈	3.1	0.9
340	13 ³ / ₈	2.9	0.9
385	15 ³ / ₁₆	2.6	0.9

Usage Guide

Page	Description					Colour variance	Special notes	General Information
	Elite Collection							
06-07	Eastern Light	✓	X	✓	X	A	◆	Elite Collection Inca Gold EW-INGMOS15 EW-INGMOS23, Armada Gold EW-AMGMOS, Sunflower EW-SFWMOS mosaics can be placed in kitchens and bathrooms but are not suitable for showers. Shell mosaics are not suitable for steam rooms or pools, although can be used in showers. They will fade in direct sunlight. Carthage border EW-CARTHB has a protective film covering certain individual pieces. Keep the film in place during installation then carefully peel away. Glass Glass thickness will have an effect on the colour of the tile. Glass mosaics suitable for floors: slip-resistance may not be adequate for use in wet conditions. Near heat: glass mosaics should be installed a minimum of 3cm from any direct heat source. Handle glass mosaics with care especially when being cut or if broken. Ensure that the surfaces do not come into contact with each other or sharp/abrasive objects. Not recommended for use on counter tops because of the likelihood of scratching. Mystique mosaics can be placed in kitchens and bathrooms but are not suitable for showers. Ethereal and Stained Glass ranges are fragile and need careful handling. 'Paper Faced/Plastic Film Faced' mosaics have a covering of paper or film on the front surface rather than mesh backing. Some individual pieces are clear / translucent so any mesh backing would show through after installation to spoil the overall look. Use a white, rapid setting, cement based flexible adhesive. Because the film or paper facing is on the front of these mosaics it is difficult to see what they look like. Peel back part of the paper or plastic face on one tile BEFORE fixing to ensure the surface finish is what you expected. Tropical Collection These plastic film faced mosaics should be adhered in the same way as other mosaics, but with the film facing outwards. Leave the adhesive for at least 24 hours to allow it to completely set and dry before peeling off the film. If it's necessary to make slight adjustments to straighten the mosaics before the adhesive sets, then cut the film carefully with a sharp knife. If the small pieces of mosaic come off when removing the plastic film it means that the adhesive has not been left long enough to dry. Use a sharp knife and cut small slits in the film to allow more air to the adhesive to speed up the process. When the adhesive is dry, remove the film by peeling it from one corner to the opposite corner. Lagoon Collection These paper faced mosaics should be adhered in the same way as other mosaics, but with the paper facing outwards. Wet the paper and peel off before the setting material hardens to allow time to straighten the mosaics, if necessary, before they set. Mixed Glass, Stone, Metal, Wood, Ceramic Safari/Seasons/Emotion mosaics can be placed in kitchens and bathrooms but are not suitable for showers. Wood, bamboo, coconut: dry areas only, not suitable for wet areas such as wet rooms, bathrooms, showers or splashbacks or where they will be exposed to excessive moisture. Mosaics made from or containing wood are subject to natural blemishes such as knots and holes. Some Earth & Fire mosaics have a protective film covering either the whole surface or certain individual pieces. Keep the film in place during installation then carefully peel away. It is important to factor in time needed to peel off the film from some of those with film on individual pieces. Metal Make sure that the grain of stainless steel is going in the same direction for all mosaic sheets otherwise it will affect the appearance of the installation. Some metal mosaics have a protective film covering either the whole surface or certain individual pieces. Keep the film in place during installation then carefully peel away. It is important to factor in time needed to peel off the film from some of those with film on individual pieces. Considerable care needs to be taken when installing Telstar EW-TLSMOS and Torque EW-TORMOS as they have very sharp edges. Wear thick protective gloves when handling these mosaics. Torque should only be installed in situations where it will not be touched or brushed past as the surface is three dimensional and some edges will be sharp even after installation. Do not install in areas where it can be brushed past or where small children will come into contact with the surface. It is important to take this into account before choosing this product. Cuirassier Black EW-CURBB, Steel Cuirassier EW-CURBS, Jules Verne EW-JUVEP: only suitable for dry areas. Do not grout. Copper: Alchemy copper mosaics and Zamo GW-ZAMMOS must not be used in kitchens, bathrooms, showers and wet rooms. When exposed to air and moisture the copper may, over time, form a patina of verdigris (a green coating). It is vital that this feature is taken into account when choosing copper mosaics. Stone Not recommended for external use as most of our stone mosaics are porous to some extent. If installed outside water could be absorbed and the tiles become susceptible to frost damage. Stone is a natural product and subject to colour variation, pitting, blemishes, chipped edges, size variation and sometimes staining. Natural stone may fade in UV light. No guarantee can be made against this happening. Some stone mosaics may have minor chips or blemishes. Such relatively insignificant imperfections should be considered normal and not the result of poor/faulty workmanship. Natural stone mosaics may also be subject to scuffing and scratching. It is important that your tile installer understands the pattern or blended effect you want, the requirements for surface preparation and protecting newly installed tiles from on-going work. Floors and walls may require expansion joints. Pebbles: To avoid visible grout lines, some pebbles may require adjusting slightly so that they interlock with adjoining pebble sheets.
06-07	Kasba	✓	X	✓	X	B	◆	
08-17	Chakra, Karma, Medina, Nirvana, Opulence, Paparazzi, Peace, Precious, Serene, Tranquillity	✓	X	✓	X	C		
10	Inca Gold, Armada Gold, Sunflower	✓	X	X	X	C	◆	
15	Kobushi, Sukai, Tekari, Yari, Zao	✓	X	X	X	C	◆◆◆	
16	Mellow	✓	X	✓	X	C	▲	
08-13	Bullion, Byzantium Amber, Bronze, Copper, Frankincense, Gem, Gold, Jewel, Myrrh, Platinum, Treasure	✓	X	✓	X	A		
19	Purity	✓	X	✓	X	C	●▲◆	
19	Mother of Pearl	✓	X	✓	X	C	◆●▲◆	
19	Carthage	✓	X	✓	X	C	◆▲◆◆	
21	Pearl, Innocence, Grace, Modesty	✓	X	✓	X	C	▲◆	
	Glass							
24-45	Gold Fleck, Iridescent, Highlight, Mixed Blends	✓	X	✓	✓	B		Glass Gold Fleck, Iridescent, Highlight, Mixed Blends Amnesia, Crystal Blue, Horizon, Illusion, Mirage, Morning Sun, Oasis, Pacha All Mystique Nobu El Divino Atelier, Masa Eden, Mambo Cenozoic, Storm Cloud, Gavroche, Holocene, Plaza Autumn Haze, Dappled Sky, Evening Glow, Morning Dew, Sunray Plain, Clear, Frosted, Mixed, Random Pattern Tumbled Earth, Beach Washed Frosted Pebbles 8 Tile Panels Mixed 8 Tile Panels; Blends; Recycled Matt Tropical Collection; Lagoon Collection Natural and Pearl Lagoon Collection Silk
36-56	Amnesia, Crystal Blue, Horizon, Illusion, Mirage, Morning Sun, Oasis, Pacha	✓	X	✓	X	B		
52	All Mystique	✓	X	X	X	B-C		
60	Nobu	✓	X	✓	X	A	◆	
56	El Divino	✓	X	✓	X	A	◆	
60	Atelier, Masa	✓	X	✓	X	B	◆▶	
56	Eden, Mambo	✓	X	✓	X	C		
59-60	Cenozoic, Storm Cloud, Gavroche, Holocene, Plaza	✓	X	✓	X	C	◆▶	
59	Autumn Haze, Dappled Sky, Evening Glow, Morning Dew, Sunray	✓	X	✓	X	B	◆▶	
61-75	Plain, Clear, Frosted, Mixed, Random Pattern	✓	X	✓	X	A		
64-73	Tumbled Earth, Beach Washed	✓	✓	✓	X	A		
68	Frosted Pebbles	✓	✓	✓	X	A	I	
48-49	8 Tile Panels Mixed	✓	X	✓	X	A		
81	8 Tile Panels; Blends; Recycled Matt	✓	X	✓	✓	B		
78-81	Tropical Collection; Lagoon Collection Natural and Pearl	✓	X	✓	X	C		
82-83	Lagoon Collection Silk	✓	X	✓	✓	B		
	Mixed Glass, Stone, Metal, Wood, Ceramic							
86	Kalahari, Massai, Amboseli	✓	X	X	X	C		Mixed Glass, Stone, Metal, Wood, Ceramic Kalahari, Massai, Amboseli Imphal, Angami, Naga Khois, Onya, Basu, Morij Desire, Lust, Obsession Aldo, Amar, Aura, Chumu, Ethereal, Exti, Goa, Golpo, Hotat, Jai, Lial, Radiane, Rios, Shanir, Splendour Dias, Divine, Leso, Orla Rena Rakoram Chennai, Kolkata, Madras, Pamplona, Pradesh Batu, Carinthia, Kandahar, Manaslu, Mandalay, Pagai, Valen, Viedo Zamo (contains copper) Actamira, Mogao, Postojna, Crucible, Igneous, Pyroclias Ceylon Surabaya Lombok
86	Imphal, Angami, Naga	✓	X	✓	X	C		
88	Khois, Onya, Basu, Morij	✓	X	X	X	C		
89	Desire, Lust, Obsession	✓	X	X	X	C		
90-93	Aldo, Amar, Aura, Chumu, Ethereal, Exti, Goa, Golpo, Hotat, Jai, Lial, Radiane, Rios, Shanir, Splendour	✓	X	✓	X	B		
	Dias, Divine, Leso, Orla	✓	X	✓	X	B	*	
	Rena	✓	X	✓	X	C	*	
	Rakoram	✓	X	✓	X	B	◆	
90-93	Chennai, Kolkata, Madras, Pamplona, Pradesh	✓	X	✓	X	C		
	Batu, Carinthia, Kandahar, Manaslu, Mandalay, Pagai, Valen, Viedo	✓	X	✓	X	C	■*	
93	Zamo (contains copper)	✓	X	✓	X	C	■*	
95-96	Actamira, Mogao, Postojna, Crucible, Igneous, Pyroclias	✓	X	✓	X	C	■*⊗	
96	Ceylon	✓	X	X	X	B	+	
96	Surabaya	✓	X	X	X	C	+	
96	Lombok	✓	X	X	X	C	■*+	
	Metal							
100-105	Metal Brushed and Polished, Telstar	✓	X	✓	X	A-B	*	Metal Metal Brushed and Polished, Telstar Cuirassier Black, Cuirassier Steel Jules Verne Stellar, Torque Alchemy Brick, Cube, Square
103	Cuirassier Black, Cuirassier Steel	✓	X	X	X	A	*◆	
103	Jules Verne	✓	X	X	X	C	*◆	
105	Stellar, Torque	✓	X	X	✓	B	◆*+	
106	Alchemy Brick, Cube, Square	✓	X	X	✓	C	*⊗	
	Porcelain							
110-111	Aegean	✓	X	✓	✓	A		Porcelain Aegean Floor Tiles
112	Floor Tiles	✓	✓	✓	✓	A		
	Stone							
112	Polished Marble	✓	✓	✓	X	B	▲	
118-135	Venetian Mosaics	✓	✓	✓	X	B-C	▲+	
	Pebbles; Rustic; Medallions; Stone Borders	✓	✓	✓	X	B-C	▲	Stone Polished Marble Venetian Mosaics Pebbles; Rustic; Medallions; Stone Borders Azahar All Splitface Alluvial, Cretaceous, Jurassic, Silurian Stone Borders with metal/glass
121	Azahar	✓	X	✓	X	C		
127	All Splitface	✓	X	X	X	C	+	
130	Alluvial, Cretaceous, Jurassic, Silurian	✓	X	✓	X	C	▲	
134-135	Stone Borders with metal/glass	✓	X	✓	X	A	▲*	

SYMBOL

- ◆
-
- ▲
-
- ▶
- I
- *
- +
- ⊗

SPECIAL NOTES

Use white, rapid setting cement latex based flexible adhesive and non sanded or finely sanded grout unless stated otherwise.

Epoxy primer, adhesive and grout recommended

Showers only, not wet rooms

Seal before use

Carefully remove protective film after grouting

Very fragile pieces handle carefully

Bathroom floors only

Contain metal. Extreme caution must be taken when using metal mosaics in an electric shower. Always consult a qualified electrician before installation

Please check suitability with your Original Style stockist or refer to the Earthworks brochure for details

Copper not suitable for kitchens, wet rooms, bathrooms, showers or splashbacks or exposure to excessive moisture

SYMBOL

- ◆
- +

SPECIAL NOTES

Should not be placed in direct sunlight

Dry areas only

Please refer to our Swimming Pools and Spa brochure for information regarding mosaics that are suitable for pool use

These are Original Style's recommendations and are not necessarily exhaustive

COLOUR VARIANCE



Limited: relatively uniform but slight variations possible

Moderate: background colour generally has some variations

Considerable: variegated in colour and veining.

Allowances for blending during installation are strongly recommended

Tile suitability – key to symbols

	Walls		Floors
	Shower/Wet room		External walls only

Important Information

Please read through the following information carefully. It will help you select the correct mosaics for your application. For more detailed instructions please refer to the Fixing Guide at www.originalstyle.com/guides. We strongly recommend you and your tiler read through the Fixing Guide at www.originalstyle.com/guides before installation as Original Style cannot accept responsibility for any faults after mosaics have been fixed, for issues raised in this Important Information or the Fixing Guide once the product has been laid or installed.

CHOOSING THE RIGHT MOSAICS

Please check suitability of the mosaics in the Usage Guide before ordering and installation (interior/exterior/showers/wet rooms/floors/ colour variance and special notes). If you are uncertain please ask your Original Style retailer for further information.

SAMPLE SERVICE

Samples and swatch cards can be sent to customers on request. Full size mosaic sheet samples are usually chargeable at a reduced rate. Please see your local stockist for details.

DIMENSIONS

Nominal sizes and thicknesses are shown throughout the brochure. Owing to the high degree of hand finishing of some mosaics, actual dimensions for individual mosaic sheets may vary from these figures and should be treated as a guide only. All dimensions are subject to a tolerance of $\pm 2.5\text{mm}$ or $3/32"$. When calculating the number of mosaic sheets required, please allow a five per cent allowance for cutting and wastage.

COLOUR VARIATIONS AND SHADING

There may be distinctive yet subtle variations in shade to be found in many mosaics included in this brochure. A single sample tile should not be taken as a completely accurate indication of colour. Some mosaic sheets and individual tiles may have distinctive yet subtle variations in shade, colour and tone, which will be an inherent feature of that particular product. We advise that you open and inspect each carton of mosaics to confirm consistence of shading. Select six random sheets from different cartons to check if there are any shading differences. We recommend that you spend time to achieve the most pleasing distribution of shades before fixing. Differences between batches can be even more marked. For this reason we recommend that you buy all the tiles at one time.

SCRATCHING

Glass and metal mosaics can be scratched. We recommend that care is taken in installation and that mosaics made from or containing glass and metal are not put in high-risk areas for scratching. It is important to use a fine grade or non-sanded grout to avoid scratching the surfaces of glass and metal mosaics. Always test a small area before installation.

MOSAICS AND BORDERS MADE FROM AND CONTAINING METAL

Please refer to the Fixing Guide for more information before installing mosaics and borders made from and containing metal. It is essential that a qualified electrician carries out all electrical work around metal mosaics and any borders containing metal. Extreme caution must be taken when using metal mosaics in an electric shower. Always consult a qualified electrician before installation.

INSTALLATION

We strongly recommend that your tile installer reads through this Important Information and reads the Fixing Guide at www.originalstyle.com/guides before commencing any work. This fully explains the steps necessary to plan, fix and seal your mosaics and how to maintain them in first class condition for years ahead. If in any doubt please contact our technical department prior to installation as fixing tiles incorrectly can prove costly.

CUTTING MOSAICS

Some cutting of mosaics is unavoidable. Please refer to the Fixing Guide before attempting to cut any mosaics. Metal mosaics can be cut with a water-fed electric cutting machine with a normal diamond blade. Wood and coconut mosaics can be cut with a jigsaw. Appropriate safety precautions should be always taken when cutting any mosaics. Full personal protective equipment (PPE) for hands and eyes should be used.

ADHESIVES, GROUT, SEALANTS

We strongly recommend you and your tiler read through the Fixing Guide at www.originalstyle.com/guides regarding adhesives, grouts and sealants before installation. Particular care should be taken to use the correct adhesive, grout and sealants. Carefully read manufacturers' information and always follow the manufacturer's instructions. We recommend a white, rapid setting cement latex based flexible adhesive and non-sanded or finely sanded grout are used unless stated otherwise in the Fixing Guide (www.originalstyle.com/guides). No guarantee can be made by Original Style against some minor scratch marks appearing on mosaic tile surfaces even when using non sanded grout. Please always test a small inconspicuous area before installation, following all manufacturers' instructions.

MAINTENANCE AND CLEANING

The use of certain acid based cleaning products may cause some of the mosaics featured in this brochure to react and change in character. We recommend the use of pH neutral cleaning products on our tiles unless otherwise stated below.

Glass: Wash down glass mosaic surfaces with clean water, a normal spirit or alcohol based glass or window cleaner. Ensure a soft cloth is used to avoid scratching.

Gold: Do not use acid-based cleaners on products containing gold. Follow the instructions as for Glass above.

Iridescence: avoid any contact with products containing hydrofluoric acid (pool cleaners for example) as this will damage the lustre effects.

Metal: Use warm soapy water then wipe with a damp cloth and buff dry. Alternatively use a stainless steel cleaner. Do **not** use harsh or abrasive cleaning products, scourers or bleach. Do not allow other metals such as steel wool pads to come in contact with stainless steel mosaics, as small metal fragments may enter the surface and start to corrode, resulting in rust spots.

Copper: avoid any contact with products containing citric acid or hydrofluoric acid (pool cleaners for example) as this will cause staining.

LIGHTING

Clever use of lighting can enhance the beauty of your mosaics, especially those containing iridescent pieces. We hope that you will be inspired by the setting photographs used throughout our brochure.

PHOTOGRAPHY

Owing to variations in studio lighting and printing inks, the tile colours shown in this catalogue may differ slightly from those of the actual tiles. Before making your choice it is always advisable to ask your Original Style retailer to show you samples.

LIMITS OF LIABILITY

Original Style accepts no liability for the faulty installation of its tiles. In the case of any claim relating to the tiles themselves, Original Style's liability, to the extent permitted by law, is limited to either the replacement of the product or a refund of the cost of the product, and does not extend to cover any consequential loss. Tiles must be inspected prior to installation and claims cannot be considered after the tiles have been installed. Claims must be reported within seven working days from the receipt of the tiles. Tile sizes may vary slightly from the stated nominal dimensions within internationally accepted standards. Please be advised that installation constitutes acceptance of the quality, colour, size, texture and shade of the tiles. Please note, the use of certain acid-based cleaning products may cause some of the tiles to react and change in character.

Original Style warrants that its tiles conform to their description and are fit for their purpose. Original Style makes no other express or implied warranty as to fitness or suitability of the products for particular installations. We extend no guarantees, express or implied, as to wear resistance or maintenance procedures. It is imperative to follow grout and adhesive manufacturers' instructions regarding their suitability with our products. If in doubt please consult the grout/adhesive stockist from whom you purchased the products. Original Style makes no representations as to the fitness for purpose of third party adhesives and grouts.

In the USA please follow the recommendations of a reputable adhesive manufacturer in conjunction with our Fixing Guide at www.originalstyle.com/guides and always comply with American National Standards Institution (ANSI) specifications as set out in the Handbook for Ceramic Tile Installation published by the Tile Council of America. Useful links: ctoa.org, tileusa.com

ACKNOWLEDGEMENTS

We gratefully acknowledge the assistance of the following companies with the photographic settings and props.

Accessories, clothes, plants

Ashore	ashorejewellery.co.uk
Debenhams	debenhams.com
Eclectique	tel +44 (0)1392 250799
Fagins	faginsantiques.com
French Connection	frenchconnection.co.uk
Habitat	habitat.co.uk
House of Fraser	houseoffraser.co.uk
La Bella Bridal	labellabridal.co.uk
Moko	mokodirect.co.uk
Next	next.co.uk
Orange Tree	theorangetree.co.uk
Phab Wholesale	phabwholesale.co.uk
Hairdressing Supplies	stbridgetnurseries.co.uk
St Bridgets Nurseries	justaddfood.co.uk
The Cook Shop	

Adhesives, grouts, sealants

Aquamix UK	celtexagencies.co.uk
Aquamix USA	custombuildingproducts.com/welcome.aspx
HG	hg.eu
Lithofin	lithofin-uk.co.uk
Mapei	mapei.com

Bathroom

Bathroom Village	bathroomvillage.com
Chadder & Co	chadder.com
Samuel Heath	samuel-heath.com
William Garvey	williamgarvey.co.uk





Furniture

Furniture Village	furniturevillage.co.uk
Jane Strickland	janestrickland.co.uk
Laura Ashley	lauraashley.com
Vintage 57	tel +44 (0) 7761 739342
Simon White	tel +44 (0) 7817 979 967 email info@simonwhitedesign.co.uk

Lighting

Amos Lighting	amoslighting.co.uk
Atmosphericzone	atmosphericzone.com

Utilisations

Page	Description					Variation de couleur	Remarques spéciales	Informations Générales
	Elite Collection							Elite Collection Veuillez noter que les mosaïques Inca Gold EW-INGMOS15 EW-INGMOS23, Armada Gold EW-AMGMOS, Sunflower EW-SFWMOS peuvent être posées dans les cuisines et salles de bains mais pas dans les douches. Shell (nacre) : Ne convient pas aux hammams et zones où l'humidité est excessive telles que les douches italiennes mais peut être utilisée dans les couches ordinaires. Elle peut se décolorer si exposé au soleil. Carthage EW-CARTH8 disposent d'un film protecteur. Vous devez laisser ce film en place lors de l'installation, puis le retirer avec précaution.
06-07	Eastern Light	✓	✗	✓	✗	A	◆	
06-07	Kasba	✓	✗	✓	✗	B	◆	
08-17	Chakra, Karma, Medina, Nirvana, Opulence, Paparazzi, Peace, Precious, Serene, Tranquillity	✓	✗	✓	✗	C		
10	Inca Gold, Armada Gold, Sunflower	✓	✗	✗	✗	C	◆	
15	Kobushi, Sukai, Tekari, Yari, Zao	✓	✗	✗	✗	C	◆◆◆	
16	Mellow	✓	✗	✓	✗	C	▲	
08-13	Bullion, Byzantium Amber, Bronze, Copper, Frankincense, Gem, Gold, Jewel, Myrrh, Platinum, Treasure	✓	✗	✓	✗	A		
19	Purity	✓	✗	✓	✗	C	●▲◆	
19	Mother of Pearl	✓	✗	✓	✗	C	◆●▲◆	
19	Carthage	✓	✗	✓	✗	C	◆◆◆◆	
21	Pearl, Innocence, Grace, Modesty	✓	✗	✓	✗	C	▲◆	
	Glass							
24-45	Gold Fleck, Iridescent, Highlight, Mixed Blends	✓	✗	✓	✓	B		
36-56	Amnesia, Crystal Blue, Horizon, Illusion, Mirage, Morning Sun, Oasis, Pacha	✓	✗	✓	✗	B		
52	All Mystique	✓	✗	✗	✗	B-C		
60	Nobu	✓	✗	✓	✗	A	◆	
56	El Divino	✓	✗	✓	✗	A	◆	
60	Atelier, Masa	✓	✗	✓	✗	B	◆▶	
56	Eden, Mambo	✓	✗	✓	✗	C		
59-60	Cenozoic, Storm Cloud, Gavroche, Holocene, Plaza	✓	✗	✓	✗	C	◆▶	
59	Autumn Haze, Dappled Sky, Evening Glow, Morning Dew, Sunray	✓	✗	✓	✗	B	◆▶	
61-75	Plain, Clear, Frosted, Mixed, Random Pattern	✓	✗	✓	✗	A		
64-73	Tumbled Earth, Beach Washed	✓	✓	✓	✗	A		
68	Frosted Pebbles	✓	✓	✓	✗	A	I	
48-49	8 Tile Panels Mixed	✓	✗	✓	✗	A		
81	8 Tile Panels; Blends; Recycled Matt	✓	✗	✓	✓	B		
78-81	Tropical Collection; Lagoon Collection Natural and Pearl	✓	✗	✓	✗	C		
82-83	Lagoon Collection Silk	✓	✗	✓	✓	B		
	Mixed Glass, Stone, Metal, Wood, Ceramic							
86	Kalahari, Massai, Amboseli	✓	✗	✗	✗	C		
86	Imphal, Angami, Naga	✓	✗	✓	✗	C		
88	Khois, Onya, Basu, Morij	✓	✗	✗	✗	C		
89	Desire, Lust, Obsession	✓	✗	✗	✗	C		
90-93	Aldo, Amar, Aura, Chumu, Ethereal, Exti, Goa, Golpo, Hotat, Jai, Lial, Radiance, Rios, Shanir, Splendour	✓	✗	✓	✗	B		
	Dias, Divine, Leso, Orla	✓	✗	✓	✗	B	*	
	Rena	✓	✗	✓	✗	C	*	
	Rakoram	✓	✗	✓	✗	B	◆	
90-93	Chennai, Kolkata, Madras, Pamplona, Pradesh	✓	✗	✓	✗	C		
	Batu, Carinthia, Kandahar, Manaslu, Mandalay, Pagai, Valen, Viedo	✓	✗	✓	✗	C	■*	
93	Zamo (contains copper)	✓	✗	✓	✗	C	■*	
95-96	Actamira, Mogao, Postojna, Crucible, Igneous, Pyroclias	✓	✗	✓	✗	C	■*☉	
96	Ceylon	✓	✗	✗	✗	B	+	
96	Surabaya	✓	✗	✗	✗	C	+	
96	Lombok	✓	✗	✗	✗	C	■*+	
	Metal							
100-105	Metal Brushed and Polished, Telstar	✓	✗	✓	✗	A-B	*	
103	Cuirassier Black, Cuirassier Steel	✓	✗	✗	✗	A	*+	
103	Jules Verne	✓	✗	✗	✗	C	*+	
105	Stellar, Torque	✓	✗	✗	✓	B	◆*+	
106	Alchemy Brick, Cube, Square	✓	✗	✗	✓	C	*☉	
	Porcelain							
110-111	Aegean	✓	✗	✓	✓	A		
112	Floor Tiles	✓	✓	✓	✓	A		
	Stone							
112	Polished Marble	✓	✓	✓	✗	B	▲	
118-135	Venetian Mosaics	✓	✓	✓	✗	B-C	▲+	
	Pebbles; Rustic; Medallions; Stone Borders	✓	✓	✓	✗	B-C	▲	
121	Azahar	✓	✗	✓	✗	C		
127	All Splitface	✓	✗	✗	✗	C	+	
130	Alluvial, Cretaceous, Jurassic, Silurian	✓	✗	✓	✗	C	▲	
134-135	Stone Borders with metal/glass	✓	✗	✓	✗	A	▲*	

SYMBOL

◆ Usage recommandé d'un apprêt, d'une colle et d'un ciment-joint époxy

● Douches ordinaires uniquement, ne convient pas aux douches italiennes

▲ Imperméabilisez avant usage

■ Retirez soigneusement le film protecteur une fois le jointoiment terminée

▶ Éléments très fragiles - manipulez avec soin

I Sols de salles de bains uniquement

* Soyez extrêmement vigilants si vous installez des mosaïques en métal dans des douches électriques. Consultez toujours un électricien qualifié avant l'installation.

✚ Veuillez vérifier les stocks disponibles chez votre revendeur Original Style ou vérifier dans le catalogue Earthworks pour plus d'informations

☉ Le cuivre ne convient pas aux cuisines, douches ordinaires ou à l'italienne, salles de bains et dosserets de cuisine, et ne doit pas être exposé à une humidité excessive

REMARQUES SPÉCIFIQUES

Utilisez un ciment blanc et rapide, une colle flexible à base de latex et des joints non sablés ou finement sablés, sauf en cas d'indication contraire.

Ne pas installer directement au soleil

Convient aux endroits secs uniquement

Veuillez consulter le catalogue Swimming Pool pour toute information concernant la mosaïque adéquate pour la piscine

Il s'agit de recommandations d'Original Style.

Leur liste n'est pas nécessairement exhaustive

VARIATION DE COULEUR

Limitée: relativement uniforme mais de légères variations sont possibles

Moderée: la couleur du fond présente généralement des variations

Considérable: une variété de couleurs et de marbrures.

Il est fortement recommandé de mélanger les carreaux lors de l'installation

SYMBOL

◆

✚

A

B

C

REMARQUES SPÉCIFIQUES

Ne pas installer directement au soleil

Convient aux endroits secs uniquement

Veuillez consulter le catalogue Swimming Pool pour toute information concernant la mosaïque adéquate pour la piscine

Il s'agit de recommandations d'Original Style.

Leur liste n'est pas nécessairement exhaustive

VARIATION DE COULEUR


Limitée: relativement uniforme mais de légères variations sont possibles


Moderée: la couleur du fond présente généralement des variations


Considérable: une variété de couleurs et de marbrures.


Il est fortement recommandé de mélanger les carreaux lors de l'installation

Légende de symboles

 Murs internes

 Sols

 Douches, murs des douches italiennes

 Extérieur

138

Informations Essentielles

Nous vous recommandons de lire avec attention les informations suivantes.

Celles-ci vous aideront à choisir les mosaïques les plus adaptées à vos exigences et vous permettront de vous familiariser avec certaines procédures d'installation et de maintenance. Pour consulter des instructions plus détaillées avant de procéder à l'installation, veuillez vous reporter au Guide d'Installation sur originalstyle.com/guides. Original Style n'acceptera aucune responsabilité pour toute anomalie qui apparaîtra une fois que le produit aura été posé ou installé, ni pour tout problème préalablement soulevé dans ces Informations Essentielles ou dans nos Guides d'Installation.

CHOISIR LES MOSAÏQUES ADAPTÉES

Veuillez consulter le Guide d'Utilisation pour vérifier que les mosaïques désirées sont adaptées à vos besoins avant de passer commande et de les installer (intérieur / extérieur / douches / douches italiennes / sols / variation de couleur et remarques spéciales). En cas de doute, n'hésitez pas à consulter votre détaillant Original Style pour de plus amples informations.

ÉCHANTILLONS

Nos clients peuvent demander à recevoir des échantillons et des cartes-échantillons. Les échantillons sous forme de plaques de mosaïque sont généralement facturés à un tarif réduit. Nous vous invitons à consulter votre revendeur local pour plus d'informations.

DIMENSIONS

Toutes les dimensions et épaisseurs indiquées dans cette brochure sont nominales. Comme certaines mosaïques sont finies à la main, les dimensions réelles de chaque plaque de mosaïque peuvent varier et ne sont donc données qu'à titre indicatif. Toutes les dimensions sont sujettes à une tolérance de $\pm 2,5$ mm. Lorsque vous calculerez le nombre de plaques de mosaïque dont vous avez besoin, n'oubliez pas de prendre en compte les découpes et déchets éventuels, qui représentent en moyenne 5% du total.

VARIATIONS DE COULEUR ET TEINTES

Un grand nombre de mosaïques comprises dans cette brochure pourront présenter des variations de couleur caractéristiques mais subtiles. Vous ne pouvez donc pas vous fier à un seul échantillon pour connaître la couleur générale de la surface une fois la pose terminée. Certaines plaques de mosaïques et certains carreaux individuels pourront présenter des variations, à la fois distinctes et subtiles, de teinte, couleur et nuance ; il s'agit d'une qualité inhérente du produit concerné. Nous vous conseillons d'ouvrir et d'inspecter chaque boîte de mosaïques pour vérifier l'homogénéité de la teinte. Sélectionnez au hasard six plaques de mosaïques dans différentes boîtes pour vérifier s'il existe des variations de teinte. Nous vous recommandons de prendre le temps d'agencer les différentes teintes de la manière la plus plaisante avant de procéder à l'installation. De surcroît, les différences peuvent être davantage marquées d'un lot à l'autre. Nous vous recommandons donc vivement d'acheter tous les carreaux en une seule fois.

RAYURES

Les mosaïques en verre et en **métal** sont sensibles aux rayures. Nous vous recommandons de prendre le plus grand soin lors de l'installation et de ne pas poser les mosaïques contenant du verre ou du métal dans des endroits où elles seront susceptibles d'être rayées. Il est important d'utiliser un ciment à base de sable fin ou sans sable pour éviter de rayer la surface des carreaux en verre. Faites toujours un essai sur une petite zone avant l'installation.

MOSAÏQUES ET BORDURES CONTENANT DU MÉTAL

Veuillez vous référer au Guide d'Installation pour de plus amples informations avant de procéder à l'installation des mosaïques en métal. **Il est indispensable que tous les travaux électriques autour des mosaïques en métal et bordures contenant du métal soient effectués par un électricien qualifié. Soyez extrêmement vigilants si vous installez des mosaïques en métal dans des douches électriques. Consultez toujours un électricien qualifié avant l'installation.**

INSTALLATION

Nous recommandons vivement à votre installateur de carreaux de consulter ces Informations Essentielles de même que le Guide d'Installation (www.originalstyle.com/guides) avant de commencer tous travaux. Ces documents expliquent l'ensemble des étapes nécessaires pour planifier, installer et imperméabiliser vos mosaïques et comment les maintenir dans une condition impeccable au fil des années. En cas de doute, n'hésitez pas à prendre contact avec notre département technique avant de procéder à l'installation, car installer les carreaux incorrectement pourra s'avérer coûteux.

DÉCOUPE DES MOSAÏQUES

Il est inévitable que certaines mosaïques devront être découpées. Veuillez vous référer au Guide d'Installation avant de procéder à la découpe des mosaïques. Les mosaïques en métal peuvent être coupées avec un coupe carrelage électrique à eau. Les mosaïques en bois et noix de coco peuvent être coupées à la scie sauteuse. Veuillez à toujours prendre les plus grandes précautions en matière de sécurité lors de la découpe des mosaïques. Nous vous conseillons de porter un équipement de protection individuelle (EPI) complet pour protéger vos mains et vos yeux.

COLLES, JOINTS, MASTIC D'ÉTANCHÉITÉ

Il est important de veiller à utiliser la colle, le ciment-joint et le mastic d'étanchéité les mieux adaptés. Assurez-vous de toujours lire et suivre les instructions du fabricant.

Nous vous recommandons d'utiliser un ciment blanc et rapide, une colle flexible à base de latex et des joints sans sable ou à base de sable fin, sauf en cas d'indication contraire, voir le guide d'utilisation/voir ci-dessous. Original Style ne peut donner aucune garantie contre l'apparition de petites rayures sur la surface des mosaïques même en cas d'utilisation d'un joint sans sable. Veuillez faire un premier essai sur une petite zone discrète, en suivant toujours les instructions du fabricant.

ENTRETIEN ET NETTOYAGE

Veuillez noter que l'utilisation de certains produits nettoyants à base d'acide peut provoquer des réactions sur certaines des mosaïques présentées dans cette brochure et en modifier les caractéristiques. Nous vous conseillons d'utiliser des produits nettoyants au pH neutre sur tous nos carreaux, sauf en cas d'indication contraire ci-dessous.

Verre: Nettoyez la surface des mosaïques en verre avec de l'eau propre ou un nettoyant ordinaire ou à base d'alcool pour verre ou vitres. Utilisez toujours un chiffon doux pour éviter toute rayure.

Métal: Utilisez de l'eau chaude et savonneuse puis essuyez avec un chiffon sec et polissez jusqu'à séchage complet. Vous pouvez aussi utiliser un nettoyant pour acier inoxydable. Veillez à ne pas utiliser de produits corrosifs ou abrasifs, d'éponges à récureur ou de produit à base d'eau de Javel. Veillez aussi à ce qu'aucun autre objet métallique, comme les tampons en paille de fer, ne soient en contact avec les mosaïques en acier inoxydable car des fragments de métal pourraient alors s'y immiscer et commencer à se corroder, et des tâches de rouille pourraient alors apparaître.

Cuivre: Évitez tout contact avec des produits contenant de l'acide citrique ou fluorhydrique (par exemple, nettoyants pour piscine) car ils risqueraient tacher le cuivre.

Or: Nous vous déconseillons d'utiliser des détergents à base d'acide sur tout produit contenant de l'or. Suivez les instructions ci-dessus concernant le Verre.

Iridescente: Évitez tout contact avec des produits contenant de l'acide fluorhydrique (par exemple, nettoyants pour piscine) car ils risqueraient de dégrader l'effet lustré.

ÉCLAIRAGE

Une utilisation astucieuse de la lumière peut optimiser la beauté de vos mosaïques, surtout si elles contiennent des éléments iridescents. Nous espérons que les photographies utilisées dans notre brochure vous inspireront.

PHOTOGRAPHIE

A cause de la diversité des éclairages utilisés en studio et des encres utilisées pour l'impression, la couleur des carreaux présentés dans ce catalogue pourra différer légèrement de la véritable couleur des carreaux. Avant de faire votre choix, il est toujours préférable de demander à votre revendeur Original Style de vous montrer des échantillons.

RESPONSABILITÉ









Original Style dégage toute responsabilité en cas d'installation incorrecte de ses produits. En cas de réclamation relative aux carreaux eux-mêmes, la responsabilité d'Original Style sera confinée, dans la limite autorisée par la loi, au remplacement du produit ou au remboursement du prix du produit, et ne couvrira pas les dommages indirects. Les carreaux doivent être inspectés avant installation. Aucune réclamation ne sera prise en compte une fois les carreaux installés. Toute réclamation doit être effectuée dans les sept jours suivant la réception des carreaux. La taille des carreaux pourra légèrement varier par rapport aux dimensions nominales indiquées, mais cette variation respecte les normes internationales approuvées.

Notez que l'installation du carrelage constitue l'acceptation de la qualité, de la couleur, de la texture, de la taille et de la teinte des carreaux. Veuillez noter que l'utilisation de certains produits nettoyants à base d'acide peut provoquer des réactions sur certains carreaux et en modifier les caractéristiques.

Original Style garantit que ses carreaux sont conformes au descriptif fourni et qu'ils sont adaptés à l'usage pour lequel ils sont prévus. Original Style ne formule aucune garantie expresse ou implicite supplémentaire vis-à-vis de l'adéquation ou de la compatibilité de ses produits dans des installations spécifiques. Nous ne formulons aucune garantie, expresse ou implicite, vis-à-vis de la résistance à l'usure ou des procédures d'entretien.

Il est impératif de suivre les instructions des fabricants de colles et de ciments-joints afin d'en vérifier la compatibilité avec nos produits. En cas de doute, consultez le revendeur qui vous aura fourni la colle ou le ciment-joint. Original Style n'assumera aucune responsabilité en ce qui concerne la compatibilité ou l'usage de colles et de ciments-joints tiers.

Gebrauchsanweisung

Seite	Beschreibung					Farbab- weichung	Besondere Hinweise	Allgemeine Informationen
	Elite Collection							Elite Collection Inca Gold EW-INGMOS15 EW-INGMOS23, Armada Gold EW-AMGMOS, Sunflower EW-SFWMOS Zur Verwendung in Küchen und Bädern geeignet, nicht jedoch für Duschen.
06-07	Eastern Light	✓	✗	✓	✗	A	◆	Muschelmosaik: Nicht geeignet für Dampfsaunen und übermäßig feuchte Bereiche, obwohl ein Einsatz an Duschwänden möglich ist. Können bei direkter Sonneneinstrahlung verblasen. Die Bordüre Carthage EW-CARTH8 hat eine Schutzfolie, die bestimmte einzelne Teile abdeckt. Die Folie sollte während der Installation nicht entfernt und erst anschließend vorsichtig abgezogen werden.
06-07	Kasba	✓	✗	✓	✗	B	◆	
08-17	Chakra, Karma, Medina, Nirvana, Opulence, Paparazzi, Peace, Precious, Serene, Tranquillity	✓	✗	✓	✗	C		
10	Inca Gold, Armada Gold, Sunflower	✓	✗	✗	✗	C		
15	Kobushi, Sukai, Tekari, Vari, Zao	✓	✗	✗	✗	C	◆◆◆	
16	Mellow	✓	✗	✓	✗	C	▲	
08-13	Bullion, Byzantium Amber, Bronze, Copper, Frankincense, Gem, Gold, Jewel, Myrrh, Platinum, Treasure	✓	✗	✓	✗	A		
19	Purity	✓	✗	✓	✗	C	●▲◆	
19	Mother of Pearl	✓	✗	✓	✗	C	◆●▲◆	
19	Carthage	✓	✗	✓	✗	C	◆▲◆◆	
21	Pearl, Innocence, Grace, Modesty	✓	✗	✓	✗	C	▲◆	
	Glass							Glass Die Dicke des Glases wirkt sich auf die Fliesenfarbe aus. Einsatz am Boden: Glasfliesen sind in nassen Bereichen nicht ausreichend rutschsicher. Einsatz in der Nähe von Wärmequellen: Wir empfehlen mindestens 3 cm Abstand zu allen direkt wirkenden Wärmequellen. Ladentheken: Die Verwendung ist wegen der Kratzanfälligkeit nicht empfohlen. Seien Sie vorsichtig beim Umgang mit Glasmosaiken, besonders mit geschnittenen/ gebrochenen Fliesen. Die Oberflächen sollten nicht miteinander oder mit scharfen/schneudenden Gegenständen in Berührung kommen. Einige Glasmosaikfliesen (Serien Ethereal und Stained Glass) sind besonders zerbrechlich und sollten vorsichtig behandelt werden.
24-45	Gold Fleck, Iridescent, Highlight, Mixed Blends	✓	✗	✓	✓	B		Mystique Mosaik sind zur Verwendung in Küchen und Bädern geeignet, nicht jedoch für Duschen. Mit Papier und Folie verklebte Mosaikfliesen: Diese Mosaikfliesen sind vorne mit Papier oder Folie verklebt, anstatt mit einem Netz auf der Rückseite. Dies geschieht, weil einzelne Stücke durchsichtig oder lichtdurchlässig sind und ein Maschennetz nach der Installation sichtbar wäre. Die vordersseitige Verklebung erschwert es, die Optik Ihres Mosaiks zu beurteilen. Ziehen Sie vor der Installation ein kleines Stück der Beschichtung ab, um zu sehen, ob das Mosaik Ihren Vorstellungen entspricht. The Tropical Collection - vorderseitig folienverklebt Bei der Installation sollte die Folie stets nach vorne liegen. Der Kleber sollte mindestens 24 Stunden ruhen, bis er vollkommen fest und trocken ist. Erst dann darf die Folie abgezogen werden. Soll die Ausrichtung der Mosaikfliesen vor dem Aushärten des Klebers noch korrigiert werden, kann die Folie vorsichtig mit einem scharfen Messer eingeschnitten werden. Wenn sich beim Abziehen der Plastikfolie Mosaiksteinchen lösen, ist der Kleber noch nicht ausreichend getrocknet. Machen Sie mit einem scharfen Messer kleine Einschnitte in die Folie, um den Trocknungsprozess zu beschleunigen. Wenn der Kleber vollständig getrocknet ist, ziehen Sie die Folie am besten von Ecke zu Ecke ab. Lagoon Collection - vorderseitig paperverklebt Bei der Installation sollte das Papier stets nach vorne liegen. Feuchten Sie das Papier an und ziehen Sie es ab, bevor der Kleber getrocknet ist, damit die Fliesen ggf. noch ausgerichtet werden können. Wir empfehlen für mit Folie oder Papier verklebte Fliesen einen weißen, schnell härtenden, flexiblen Kleber auf Zementbasis zu verwenden. Weitere Informationen finden Sie in der Installationsanleitung unter www.originalstyle.com/guides .
36-56	Amnesia, Crystal Blue, Horizon, Illusion, Mirage, Morning Sun, Oasis, Pacha	✓	✗	✓	✗	B		
52	All Mystique	✓	✗	✗	✗	B-C		
60	Nobu	✓	✗	✓	✗	A	◆	
56	El Divino	✓	✗	✓	✗	A	◆	
60	Atelier, Masa	✓	✗	✓	✗	B	◆▶	
56	Eden, Mambo	✓	✗	✓	✗	C		
59-60	Cenozoic, Storm Cloud, Gavroche, Holocene, Plaza	✓	✗	✓	✗	C	◆▶	
59	Autumn Haze, Dappled Sky, Evening Glow, Morning Dew, Sunray	✓	✗	✓	✗	B	◆▶	
61-75	Plain, Clear, Frosted, Mixed, Random Pattern	✓	✗	✓	✗	A		
64-73	Tumbled Earth, Beach Washed	✓	✓	✓	✗	A		I
68	Frosted Pebbles	✓	✓	✓	✗	A		
48-49	8 Tile Panels Mixed	✓	✗	✓	✗	A		
81	8 Tile Panels; Blends; Recycled Matt	✓	✗	✓	✓	B		
78-81	Tropical Collection; Lagoon Collection Natural and Pearl	✓	✗	✓	✗	C		
82-83	Lagoon Collection Silk	✓	✗	✓	✓	B		
	Mixed Glass, Stone, Metal, Wood, Ceramic							
86	Kalahari, Massai, Amboseli	✓	✗	✗	✗	C		
86	Imphal, Angami, Naga	✓	✗	✓	✗	C		
88	Khois, Onya, Basu, Morij	✓	✗	✗	✗	C		
89	Desire, Lust, Obsession	✓	✗	✗	✗	C		
90-93	Aldo, Amar, Aura, Chumu, Ethereal, Exti, Goa, Golpo, Hotat, Jai, Lial, Radiance, Rios, Shanir, Splendour	✓	✗	✓	✗	B		
	Dias, Divine, Leso, Orla	✓	✗	✓	✗	B	*	
	Rena	✓	✗	✓	✗	C	*	
	Rakoram	✓	✗	✓	✗	B	◆	
90-93	Chennai, Kolkata, Madras, Pamplona, Pradesh	✓	✗	✓	✗	C		
	Batu, Carinthia, Kandahar, Manaslu, Mandalay, Pagai, Valen, Viedo	✓	✗	✓	✗	C	■*	
93	Zamo (contains copper)	✓	✗	✓	✗	C	■*■	
95-96	Actamira, Mogao, Postojna, Crucible, Igneous, Pyroclias	✓	✗	✓	✗	C		
96	Ceylon	✓	✗	✗	✗	B	+	
96	Surabaya	✓	✗	✗	✗	C	+	
96	Lombok	✓	✗	✗	✗	C	■*+	
	Metal							Cuirassier Black EW-CURRB und Steel Cuirassier EW-CURBS sowie Aluminium-Mosaik: Kein Verfügen erforderlich. Die Aluminium-Mosaik haben scharfe Kanten. Wir empfehlen bei Installation Handschuhe zu tragen und die Fliesen nicht in Bereichen zu installieren, in denen Menschen schnell vorbeigehen oder in denen Kinder mit der Oberfläche in Kontakt kommen könnten. Kupfer: Zamo GW-ZAMMOS und Kupfermosaik der Serie Alchemy sind nicht geeignet für den Einsatz in Küchen, Badezimmern, Duschkabinen und Nassbereichen. Kupfer kann mit der Zeit Grünspan ansetzen. Dies kann die Optik der Fliese beeinträchtigen.
100-105	Metal Brushed and Polished, Telstar	✓	✗	✓	✗	A-B	*	
103	Cuirassier Black, Cuirassier Steel	✓	✗	✗	✗	A	*+	
103	Jules Verne	✓	✗	✗	✗	C	*+	
105	Stellar, Torque	✓	✗	✗	✓	B	◆*+	
106	Alchemy Brick, Cube, Square	✓	✗	✗	✓	C	*⊗	
	Porcelain							
110-111	Aegean	✓	✗	✓	✓	A		
112	Floor Tiles	✓	✓	✓	✓	A		
	Stone							Zeichenerklärung  Innenwände  Fußböden  Wänden von Duschen- und Nassbereichen  Außenbereich
112	Polished Marble	✓	✓	✓	✗	B	▲	
118-135	Venetian Mosaics	✓	✓	✓	✗	B-C	▲+	
	Pebbles; Rustic; Medallions; Stone Borders	✓	✓	✓	✗	B-C	▲	
121	Azahar	✓	✗	✓	✗	C		
127	All Splitface	✓	✗	✗	✗	C	+	
130	Alluvial, Cretaceous, Jurassic, Silurian	✓	✗	✓	✗	C	▲	
134-135	Stone Borders with metal/glass	✓	✗	✓	✗	A	▲*	

SYMBOL

- ◆
-
- ▲
-
- I
- *
- +
- ⊗

BESONDERE HINWEISE

Verwenden Sie, falls nicht anders angegeben, weißen, schnell trocknenden Zement, flexiblen Kleber auf Latexbasis und sandfreien Mörtel oder Mörtel mit feinem Sand

Epoxid-Grundierung, -kleber und -mörtel empfohlen

Nur Duschwände, nicht Nassbereiche

Vor Verwendung versiegeln

Schutzfolie nach dem Verfügen sorgfältig entfernen

Sehr zerbrechliche Teile – vorsichtig behandeln

Nur Badezimmerböden

Äußerste Vorsicht ist geboten, wenn Metallmosaikfliesen in einer elektrischen Dusche verwendet werden.

Ziehen Sie vor der Installation unbedingt einen Elektrofachmann zu Rate

Bitte überprüfen Sie die Eignung mit Ihrem Original Style Fachhändler oder sehen im Earthworks-Katalog nach weiteren Details

Kupfer nicht für Küchen, Nassbereiche, Badezimmer, Duschkabinen oder als Spritzschutz bzw. bei übermäßiger Feuchtigkeit geeignet

SYMBOL

- ◆
- +
- A
- B
- C

BESONDERE HINWEISE

Nicht in direktem Sonnenlicht

Nur für trockene Bereiche

Für weitere Informationen zu für Swimming-Pools geeignete Mosaik finden Sie in unserem Swimming-Pool Katalog

Original Style übernimmt für die Richtigkeit dieser Angaben keine Haftung

FARBABWEICHUNG

Begrenzt: Relativ einheitlich, leichte Abweichungen sind jedoch möglich

Mittel: Die Hintergrundfarbe weist im Allgemeinen einige Abweichungen auf

Erheblich: Vielfältig in Farbe und Melierung. Berücksichtigungen für Vermischungen während der Installation werden dringend empfohlen

Wichtige Informationen

Lesen Sie die folgenden Informationen bitte aufmerksam durch. Sie sollen Ihnen bei der Auswahl des richtigen Mosaiks für Ihre Zwecke helfen und enthalten außerdem Hinweise zu Installation und Pflege. Lesen Sie vor der Anbringung bitte die Installationsanleitung unter originalstyle.com/guides. Darin finden Sie weitere Informationen. Original Style kann nach dem Verlegen oder Anbringen des Produkts keine Haftung für Probleme übernehmen, die in diesen wichtigen Informationen oder in der Installationsanleitung behandelt wurden.

ENTSCHEIDEN SIE SICH FÜR DIE RICHTIGEN MOSAIKFLIESEN

Bitte lesen Sie vor der Bestellung und Installation im Benutzerleitfaden nach, ob die gewünschten Mosaikfliesen für Ihre Zwecke geeignet sind (innen/außen/Duschkabinen/Nassbereiche/Böden/Farbabweichungen und besondere Hinweise). Im Zweifelsfall wenden Sie sich bitte an Ihren Original Style Fachhändler, der Sie gerne berät.

MUSTER-SERVICE

Muster und Musterkarten können dem Kunden auf Wunsch zugeschickt werden. Mosaikmattenmuster in voller Größe werden normalerweise zu einem reduzierten Preis berechnet. Für weitere Einzelheiten wenden Sie sich bitte an Ihren Fachhändler vor Ort.

ABMESSUNGEN

In dieser Broschüre werden Sollmaße und Dicken angegeben. Aufgrund der umfangreichen Handarbeiten bei bestimmten Mosaiken können die tatsächlichen Maße einzelner Mosaikmatten von diesen Sollwerten abweichen und sind daher nur als Anhaltspunkt zu betrachten. Alle Maße unterliegen einer Toleranz von $\pm 2,5$ mm. Planen Sie bei der Berechnung der erforderlichen Anzahl Mosaikmatten bitte 5 % zusätzlich für Verschnitt und Reststücke ein.

FARBABWEICHUNGEN UND FARBNUANCEN

Bei vielen Mosaiken in dieser Broschüre können leichte, aber dennoch unverkennbare Unterschiede in der Farbnuance auftreten. Eine einzelne Musterfliese darf daher nicht als absolut zuverlässiger Anhaltspunkt für eine bestimmte Farbe gesehen werden. Einige Mosaikmatten und einzelne Fliesen können in ihrer Farbnuance, Farbe und Farbton ausgeprägt, aber dennoch feine Abweichungen aufweisen, die als Eigenschaft des jeweiligen Produkts anzusehen sind. Wir empfehlen Ihnen, jeden Karton mit Mosaikfliesen zu öffnen und zu untersuchen, um die Einheitlichkeit der Farbnuance zu bestätigen. Wählen Sie aus verschiedenen Kartons sechs zufällige Matten aus, um zu prüfen, ob es Unterschiede in der Farbnuance gibt. Vor dem Fixieren der Fliesen kann es sich daher lohnen, die attraktivste Anordnung der Farbnuancen auszuprobieren. Unterschiede zwischen einzelnen Chargen können sogar noch deutlicher ausfallen. Aus diesem Grund empfehlen wir dringend, dass Sie alle Fliesen auf einmal kaufen.

KRATZER

Glas- und Metall-Mosaikfliesen können verkratzen. Wir empfehlen bei der Installation vorsichtig vorzugehen und Mosaikfliesen mit Glas- und Metallanteilen aus Bereichen fernzuhalten, in denen sie verkratzt werden könnten. Es ist wichtig, dass eine besonders feine bzw. korngroße Fugenmasse verwendet wird, um ein Zerkratzen der Oberfläche von Glas- und Metallmosaik zu vermeiden. Führen Sie vor der Installation immer einen Test an einer kleinen Stelle durch.

MOSAIKFLIESEN UND BORDÜREN AUS UND MIT METALL

Lesen Sie bitte vor der Installation von Mosaikfliesen und Bordüren aus und mit Metall die Installationsanleitung durch. **Für alle elektrischen Arbeiten in der Nähe von Metallmosaikfliesen bzw. metallhaltigen Bordüren muss ein qualifizierter Elektriker hinzugezogen werden. Besondere Sorgfalt ist erforderlich, wenn Metallmosaikfliesen in einer elektrischen Dusche verwendet werden. Ziehen Sie vor der Installation unbedingt immer einen Elektrofachmann zu Rate.**

INSTALLATION

Wir empfehlen, dass Ihr Fliesenleger vor Beginn jeglicher Arbeiten dieses Dokument „Wichtige Informationen“ liest und außerdem die Installationsanleitung (www.originalstyle.com/fixing.html) liest. Darin werden alle erforderlichen Schritte zur Planung, Verlegung und Versiegelung Ihrer Mosaikfliesen erläutert. Zusätzlich erfahren Sie, wie Sie die Fliesen durch richtige Pflege auch in Zukunft in erstklassigem Zustand halten. Bei Unklarheiten wenden Sie sich bitte vor der Installation an unsere technische Abteilung, da die unkorrekte Anbringung von Fliesen teuer werden kann.

MOSAIKFLIESEN SCHNEIDEN

Es ist unvermeidlich, dass Mosaikfliesen auch geschnitten werden müssen. Lesen Sie vor dem Schneiden von Mosaikfliesen die Installationsanleitung. Metallmosaikfliesen können mit einer Wasser-Schneidmaschine mit normalen Diamantsägeblatt geschnitten werden. Holz- und Kokosnussmosaikfliesen können mit einer Stichsäge geschnitten werden. Beim Schneiden von Mosaiken sind entsprechende Vorsichtsmaßnahmen zu treffen. Eine vollständige Persönliche Schutzausrüstung (PSA) für Hände und Augen sollte verwendet werden.

KLEBER, FUGEN- UND DICHTUNGSMASSE

Es ist besonders wichtig auf die Verwendung der richtigen Kleber, Fugen- und Dichtungsmasse zu achten. Sie sollten die Herstellerinformationen aufmerksam lesen und immer befolgen.

Wir empfehlen, falls in der Gebrauchsanweisung unten nicht anders angegeben, weißen, schnell trocknenden Zement, flexiblen Kleber auf Latexbasis, sandfreie Fugenmasse oder Fugenmasse mit feinem Sand zu verwenden. Original Style kann nicht garantieren, dass selbst bei Verwendung sandfreier Fugenmasse keine kleinen Kratzer auf den Oberflächen der Mosaikfliesen entstehen. Bitte führen Sie vor der Installation an einem kleinen, unauffälligen Bereich einen Test gemäß den Herstelleranweisungen durch.

INSTANDHALTUNG UND PFLEGE

Bitte beachten Sie: Die Verwendung von säurebasierten Reinigungsprodukten kann bei einigen der hier beschriebenen Mosaikfliesen Reaktionen und veränderte Eigenschaften hervorrufen. Wir empfehlen, sofern nicht anders unten angegeben, die Verwendung pH-neutraler Reinigungsprodukte für unsere Fliesen.

Glas: Glasmosaikoberflächen mit sauberem Wasser oder einem normalen Glasreiniger auf Spiritus- oder Alkohobasis abwaschen. Dazu unbedingt ein weiches Tuch verwenden, um Kratzer zu vermeiden.

Metall: Verwenden Sie warmes Seifenwasser. Anschließend mit einem feuchten Tuch abwischen und dann trockenreiben. Alternativ können Sie einen Edelstahlreiniger verwenden. Benutzen Sie keine aggressiven oder scheuernden Reinigungsprodukte wie Scheuer- oder Bleichmittel. Lassen Sie keine anderen Metalle wie z. B. Stahlwolle mit Stahlmosaikflächen in Berührung kommen, da kleine Metallteile in die Oberfläche eindringen und dort korrodieren können, sodass Roststellen entstehen.

Kupfer: Vermeiden Sie jeglichen Kontakt mit Produkten, die Zitronen- oder Flusssäure enthalten (wie Swimmingpool-Reiniger), da bei der Reinigung damit Flecken entstehen können.

Gold: Wir empfehlen, auf Produkten, die Gold enthalten, keine Reiniger auf Säurebasis zu verwenden. Folgen Sie den Anweisungen oben für Glas.

Schillernde Produkte: Vermeiden Sie jeglichen Kontakt mit Produkten, die Flusssäure enthalten (wie Swimmingpool-Reiniger), da bei der Reinigung damit der Glanzeffekt verloren gehen kann.

BELEUCHTUNG

Eine clever angebrachte Beleuchtung kann die Schönheit Ihrer Mosaikfliesen noch hervorheben. Dies gilt insbesondere für Fliesen mit schillernden Elementen. Wir hoffen, die Fotokulissen in unserer Broschüre sind eine gute Inspiration für Sie.

FOTOGRAFIEN

Aufgrund von Abweichungen bei der Studiobeleuchtung und Druckfarben können die Fliesenfarben, die in diesem Katalog dargestellt sind, leicht von den Farben der tatsächlichen Fliesen abweichen. Es ist stets ratsam, Ihren Original Style-Händler zu bitten, Ihnen Muster zu zeigen, bevor Sie Ihre Auswahl treffen.

HAFTUNGSBESCHRÄNKUNG





Original Style übernimmt für die fehlerhafte Installation seiner Fliesen keine Haftung. Sollte es Reklamationen bezüglich der Fliesen selbst geben, dann beschränkt sich die gesetzlich eingeräumte Haftung von Original Style lediglich auf Artikelaustausch oder Kostenrückerstattung. Fliesen sind vor der Installation zu kontrollieren. Eine Reklamation nach der Installation ist nicht möglich. Reklamationen sind innerhalb von sieben Arbeitstagen nach Erhalt der Fliesen einzureichen. Die Größen können im Rahmen der international anerkannten Standards leicht von den angegebenen Nominalgrößen abweichen.

Bitte beachten Sie, dass Sie durch die Installation Qualität, Farbgebung, Größe, Textur und Farbton der Fliesen akzeptieren. Die Verwendung von säurebasierten Reinigungsprodukten kann bei einigen Fliesen Reaktionen und veränderte Eigenschaften hervorrufen.

Original Style gewährleistet die beschreibungs- und zweckgemäße Fabrikationsausführung der Fliesen. Original Style gibt keine weiteren ausdrücklichen oder impliziten Garantien hinsichtlich Eignung der Artikel für besondere Installationsarten. Wir geben weder ausdrücklich noch implizit eine Garantieverlängerung auf Abnutzungsverhalten oder Instandhaltungsverfahren.

Befolgen Sie unbedingt die Anweisungen der Hersteller von Fugenmasse und Kleber hinsichtlich der Eignung für unsere Produkte. Im Zweifelsfall wenden Sie sich bitte an den Fachhändler für Fugenmasse/Fliesenkleber, von dem Sie die Produkte gekauft haben. Original Style übernimmt keine Verantwortung bezüglich der Gebrauchstauglichkeit von Klebern und Fugenmasse von Drittanbietern.

Een beknopte handleiding voor het gebruik

Pagina	Omschrijving					Farbabweichung	Speciale aantekeningen	Algemene Informatie
	Elite Collection							Elite Collection Inca Gold EW-INGMOS15 EW-INGMOS23, Armada Gold EW-AMGMOS, Sunflower EW-SFWMOS zijn geschikt voor keukens en badkamers maar niet voor douches. Shelt: Schelpen mozaïeken zijn niet geschikt voor stoomruimtes en zwembaden maar kunnen wel in douches gebruikt worden. Deze mozaïeken zullen vervagen in direct zonlicht. De Carthage border EW-CARTHB heeft een beschermende laag die of het volledige oppervlak of bepaalde individuele tegels bedekt. Laat deze zitten tijdens het installeren en kan erna voorzichtig worden verwijderd.
06-07	Eastern Light	✓	✗	✓	✗	A	◆	
06-07	Kasba	✓	✗	✓	✗	B	◆	
08-17	Chakra, Karma, Medina, Nirvana, Opulence, Paparazzi, Peace, Precious, Serene, Tranquillity	✓	✗	✓	✗	C		
10	Inca Gold, Armada Gold, Sunflower	✓	✗	✗	✗	C	◆	
15	Kobushi, Sukai, Tekari, Vari, Zao	✓	✗	✗	✗	C	◆◆◆	
16	Mellow	✓	✗	✓	✗	C	▲	
08-13	Bullion, Byzantium Amber, Bronze, Copper, Frankincense, Gem, Gold, Jewel, Myrrh, Platinum, Treasure	✓	✗	✓	✗	A		
19	Purity	✓	✗	✓	✗	C	●▲◆	
19	Mother of Pearl	✓	✗	✓	✗	C	◆◆◆▲◆	
19	Carthage	✓	✗	✓	✗	C	◆◆◆▲◆	
21	Pearl, Innocence, Grace, Modesty	✓	✗	✓	✗	C	▲◆	
	Glass							
24-45	Gold Fleck, Iridescent, Highlight, Mixed Blends	✓	✗	✓	✓	B		
36-56	Amnesia, Crystal Blue, Horizon, Illusion, Mirage, Morning Sun, Oasis, Pacha	✓	✗	✓	✗	B		
52	All Mystique	✓	✗	✗	✗	B-C		
60	Nobu	✓	✗	✓	✗	A	◆	
56	El Divino	✓	✗	✓	✗	A	◆	
60	Atelier, Masa	✓	✗	✓	✗	B	◆▶	
56	Eden, Mambo	✓	✗	✓	✗	C		
59-60	Cenozoic, Storm Cloud, Gavroche, Holocene, Plaza	✓	✗	✓	✗	C	◆▶	
59	Autumn Haze, Dappled Sky, Evening Glow, Morning Dew, Sunray	✓	✗	✓	✗	B	◆▶	
61-75	Plain, Clear, Frosted, Mixed, Random Pattern	✓	✗	✓	✗	A		
64-73	Tumbled Earth, Beach Washed	✓	✓	✓	✗	A		
68	Frosted Pebbles	✓	✓	✓	✗	A	I	
48-49	8 Tile Panels Mixed	✓	✗	✓	✗	A		
81	8 Tile Panels; Blends; Recycled Matt	✓	✗	✓	✓	B		
78-81	Tropical Collection; Lagoon Collection Natural and Pearl	✓	✗	✓	✗	C		
82-83	Lagoon Collection Silk	✓	✗	✓	✓	B		
	Mixed Glass, Stone, Metal, Wood, Ceramic							
86	Kalahari, Massai, Amboseli	✓	✗	✗	✗	C		
86	Imphal, Angami, Naga	✓	✗	✓	✗	C		
88	Khois, Onya, Basu, Morij	✓	✗	✗	✗	C		
89	Desire, Lust, Obsession	✓	✗	✗	✗	C		
90-93	Aldo, Amar, Aura, Chumu, Ethereal, Exti, Goa, Golpo, Hotat, Jai, Lial, Radiance, Rios, Shanir, Splendour	✓	✗	✓	✗	B		
	Dias, Divine, Leso, Orla	✓	✗	✓	✗	B	*	
	Rena	✓	✗	✓	✗	C	*	
	Rakoram	✓	✗	✓	✗	B	◆	
90-93	Chennai, Kolkata, Madras, Pamplona, Pradesh	✓	✗	✓	✗	C		
	Batu, Carinthia, Kandahar, Manaslu, Mandalay, Pagai, Valen, Viedo	✓	✗	✓	✗	C	■*	
93	Zamo (contains copper)	✓	✗	✓	✗	C	■*	
95-96	Actamira, Mogao, Postojna, Crucible, Igneous, Pyroclas	✓	✗	✓	✗	C	■*⊗	
96	Ceylon	✓	✗	✗	✗	B	◆	
96	Surabaya	✓	✗	✗	✗	C	◆	
96	Lombok	✓	✗	✗	✗	C	■*◆	
	Metal							
100-105	Metal Brushed and Polished, Telstar	✓	✗	✓	✗	A-B	*	
103	Cuirassier Black, Cuirassier Steel	✓	✗	✗	✗	A	*◆	
103	Jules Verne	✓	✗	✗	✗	C	*◆	
105	Stellar, Torque	✓	✗	✗	✓	B	◆*◆	
106	Alchemy Brick, Cube, Square	✓	✗	✗	✗	C	*⊗	
	Porcelain							
110-111	Aegean	✓	✗	✓	✓	A		
112	Floor Tiles	✓	✓	✓	✓	A		
	Stone							
112	Polished Marble	✓	✓	✓	✗	B	▲	
118-135	Venetian Mosaics	✓	✓	✓	✗	B-C	▲◆	
	Pebbles; Rustic; Medallions; Stone Borders	✓	✓	✓	✗	B-C	▲◆	
121	Azahar	✓	✗	✓	✗	C		
127	All Splitface	✓	✗	✗	✗	C	◆	
130	Alluvial, Cretaceous, Jurassic, Silurian	✓	✗	✓	✗	C	▲	
134-135	Stone Borders with metal/glass	✓	✗	✓	✗	A	▲*	

SYMBOL

- ◆
-
- ▲
-
- I
- *
- +
- ⊗

SPECIAL AANTEKENINGEN


Gebruik wit, sneldrogend cement, een flexibele lijm op latexbasis en een zandloos of fijnkorrelig voegmiddel, tenzij anderszins staat vermeld.
Epoxy-primer, lijm en voegmiddel aanbevelen
Alleen douches, geen sauna's
Afdichten voor gebruik
Verwijder de bescherm laag voorzichtig na het voegen
Zeer breekbare delen - wees voorzichtig
Alleen voor badkamers
Bij het gebruik van metalen mozaïektegels in een elektrische douche is de grootste voorzichtigheid geboden. Raadpleeg altijd een gediplomeerd elektricien voor u begint
Vraag uw Original Style-tegelspecialist naar de geschiktheid of raadpleeg uw Earthworks brochures voor meer informatie
Koper is niet geschikt voor keukens, sauna's, badkamers, douches of spatschermen, of blootstelling aan excessieve vochtigheid



SYMBOL

- ◆
- ◆
- A
- B
- C

SPECIAL AANTEKENINGEN

Niet in direct zonlicht plaatsen
Alleen droge ruimtes
Raadpleeg onze Swimming Pool brochure voor informatie voor mozaïeken die geschikt zijn voor zwembaden
Deze aanbevelingen van Original Style zijn niet per se volledig
KLEURVARIATIE
Beperkt: betrekkelijk uniform maar geringe variaties mogelijk
Gematigd: achtergrondkleur vertoont gewoonlijk enige verschillen
Aanzienlijk: rijk geschaakt in kleur en doordering
Het is sterk aanbevolen goed te mengen voor het aanbrengen

Gebruik iconen
 Binnenmuren
 Natte ruimtes (douche) wanden

 Vloeren
 Buiten

Belangrijke Informatie

Lees de onderstaande informatie zorgvuldig door. De informatie helpt u bij het kiezen van de juiste mozaïektegels en begeleidt u bij enkele procedures voor het aanbrengen en onderhouden van de tegels. Raadpleeg de installatiegids voor gedetailleerdere instructies en voorafgaand aan de installatie op originalstyle.com/guides. Original Style aanvaardt geen aansprakelijkheid voor defecten nadat de mozaïek is gezet, voor problemen die zijn vermeld in deze belangrijke informatie of in de installatiegids zodra het product is gezet of geïnstalleerd.

KIES DE JUISTE STEENMOZAÏEK

Controleer de geschiktheid van de mozaïek in de gebruikshandleiding voorafgaand aan het bestellen en aanbrengen (interieur/exterieur/badkamers/sauna's/vloeren/kleurvariatie en speciale aantekeningen). Vraag in geval van twijfel uw Original Style-detailhandelaar om raad.

MONSTERS

Monsters en staalkaarten kunnen op verzoek worden opgestuurd naar klanten. Gehele mozaïekmatjes kunnen gewoonlijk voor een lager tarief worden besteld. Vraag uw tegelspecialist naar de details.

AFMETINGEN

In deze brochure worden nominale afmetingen en diktes vermeld. Sommige mozaïek wordt met de hand afgewerkt en de werkelijke afmetingen van de individuele mozaïekmatjes kunnen afwijken van de vermelde maten, die slechts als leidraad moeten worden gezien. Voor alle afmetingen geldt een tolerantiewaarde van ± 2.5 mm. Houd rekening met vijf procent voor het snijden en voor afval bij het berekenen van het aantal benodigde mozaïekmatjes.

KLEURVARIATIES EN NUANCERING

Zichtbare maar subtiele variaties in nuancering kunnen in veel mozaïek worden aangetroffen, waaronder die uit deze brochure. Een enkele monstertegel biedt dientengevolge geen precieze kleurindicatie. Sommige mozaïekmatjes en individuele tegels kunnen zichtbare maar subtiele variaties in nuancering, kleur en toon bevatten, die een inherent eigenschap zijn van dat bepaalde product. We raden aan dat u elke doos met mozaïek opent en inspecteert om de consistentie van de nuancering te bevestigen. Selecteer zes willekeurige matjes uit verschillende dozen om te controleren of er verschillen in de nuancering zijn. We raden aan dat u, voorafgaand aan het zetten, tijd besteedt aan de verdeling van de nuancering die u het mooist vindt. De verschillen tussen verschillende partijen kunnen zelfs nog groter zijn. We raden u daarom aan alle tegels tegelijk te bestellen.

KRASSEN

Glazen en metalen mozaïek kunnen bekrast raken. We raden een zorgvuldige installatie aan. Verder adviseren we dat mozaïek dat glas en metaal bevat, niet worden gebruikt op plekken waar het risico op krassen hoog is. Het is belangrijk om een fijnkorrelig of een zandloos voegmiddel te gebruiken om krassen op het oppervlak van glazen en metalen mozaïek te vermijden. Test altijd een klein gebied voorafgaand aan de installatie.

MOZAÏEK EN RANDEN DIE GEMAAKT ZIJN VAN METAAL, OF DIT BEVATTEN

Raadpleeg de installatiegids voor meer informatie voordat u mozaïek en randen installeert die gemaakt zijn van metaal, of die dit bevatten. **Het is van essentieel belang dat bij mozaïeken en randen die metaal bevatten alle elektriciteitswerkzaamheden worden uitgevoerd door een gediplomeerd elektricien. Bij het gebruik van metalen mozaïektegels in een elektrische douche is de grootste voorzichtigheid geboden. Raadpleeg altijd een gediplomeerd elektricien voor u begint.**

INSTALLATIE

We raden ten eerste aan dat uw tegelzetter deze belangrijke informatie doorleest en tevens de installatiegids (originalstyle.com/guides) doorneemt voordat hij/zij begint met de werkzaamheden. Hierin worden de stappen voor het plannen, zetten en afdichten van uw mozaïek volledig uitgelegd, evenals hoe ze jarenlang in optimale conditie kunnen worden gehouden. Neem in geval van twijfel contact op met onze technische afdeling voorafgaand aan het zetten, aangezien het repareren van onjuist aangebrachte tegels duur kan zijn.

SNIJDEN VAN MOZAÏEKTEGELS

Het snijden van mozaïek is onvermijdelijk. Raadpleeg de installatiegids voordat u metalen mozaïek probeert te snijden. Metalen mozaïeken kunnen gesneden worden met een water gekoelde tegelsnijder met een normale diamanten mesblad. Houten en kokosnoten mozaïek kunnen met een decoupeerzaag worden gesneden. De juiste veiligheidsmaatregelen moeten altijd in acht worden genomen bij het snijden van mozaïek. Alle persoonlijke beschermingsmiddelen voor handen en ogen moeten worden gebruikt.

LIJMEN, VOEGMIDDELEN, AFDICHTINGSMIDDELEN

Schenk veel aandacht aan het kiezen van de juiste lijmen, voegmiddelen en afdichtingsmiddelen. Lees de aanwijzingen van de producent zorgvuldig door en volg deze altijd op.

We bevelen het gebruik van een witte, sneldroge lijm op cement- en latexbasis aan, en van een zandloos of fijnkorrelig voegmiddel, tenzij anderszins staat vermeld hieronder of in de beknopte handleiding voor het gebruik. Original Style kan kleine krassen op de oppervlakken van de mozaïek niet altijd vermijden, zelfs bij het gebruiken van zandloze voegmiddelen. Test altijd een onopvallend deel voorafgaand aan de installatie, waarbij alle aanwijzingen van de producent worden opgevolgd.

ONDERHOUD EN REINIGING

We wijzen u erop dat bepaalde zuurhoudende schoonmaakmiddelen kunnen reageren met sommige in deze brochure getoonde mozaïek en het karakter ervan kunnen wijzigen. We bevelen het gebruik van pH-neutrale schoonmaakproducten aan voor onze tegels, tenzij hieronder anderszins staat vermeld.

Glas: reinig oppervlakken van glasmozaïek met schoon water en een normaal glasreinigingsmiddel op alcoholbasis. Gebruik een zachte doek om krassen te voorkomen.

Metaal: gebruik warm zeepwater, een vochtige doek en daarna een droge doek. U kunt ook een schoonmaakmiddel voor roestvrij staal gebruiken. Gebruik geen krassende of schurende schoonmaakmiddelen, schuurspunten of bleekwater. Vermijd elk contact tussen roestvrijstaal mozaïek en andere metalen, zoals staalwol, omdat kleine metaaldeeltjes het oppervlak kunnen binnendringen en roestvlekjes kunnen veroorzaken.

Koper: vermijd contact van de producten met citroenzuur en fluorwaterstofzuur (zoals zwembadreinigers), aangezien deze tot vlekken leiden.

Goud: we raden het gebruik van schoonmaakmiddelen op zuurbasis af voor producten die goud bevatten. Volg de bovenstaande aanwijzingen voor glas op.

Iriserende Mozaïeken: vermijd contact met producten die fluorwaterstofzuur bevatten (zoals zwembadreinigers), aangezien deze de glans beschadigen.

VERLICHTING

Het gebruik van goede verlichting kan uw mozaïek nog mooier maken, vooral als ze regenboogkleurige delen bevatten. We hopen dat de voorbeeldfoto's uit onze brochure u inspireren.

FOTOGRAFIE

Als gevolg van variaties in studiobelichting en printinkten kunnen de in deze catalogus afgebeelde kleuren enigszins afwijken van die van de daadwerkelijke tegels. Voordat u uw keuze maakt, is het altijd raadzaam om uw Original Style-detailhandelaar te vragen om monsters.

AANSPRAKELIJKHEIDSBEPERKING

Original Style is niet aansprakelijk voor de verkeerde installatie van zijn tegels. In geval van claims met betrekking tot de tegels zelf is de aansprakelijkheid van Original Style, voor zover dit wettelijk is toegestaan, beperkt tot het vervangen van het product of het vergoeden van de kosten van het product en is gevolgschade niet inbegrepen. De tegels moeten worden geïnspecteerd voordat deze worden gezet. Claims worden niet behandeld nadat de tegels zijn gezet. Claims moeten binnen zeven werkdagen na ontvangst van de tegels worden ingediend. De tegelafmetingen kunnen enigszins, maar binnen internationaal geaccepteerde standaarden, verschillen van de vermelde nominale afmetingen.

We wijzen u erop dat tot de zetting het aanvaarden van de hoeveelheid, kleur, structuur, afmetingen en schakeling van de tegels behoort. We wijzen u er verder op dat het gebruik van bepaalde schoonmaakproducten op zuurbasis tot een reactie kan leiden bij sommige tegels, waarvan het uiterlijk zal veranderen.

Original Style garandeert dat zijn tegels overeenkomen met hun omschrijving en geschikt zijn voor het beoogde gebruik. Original Style maakt geen andere uitdrukkelijke of impliciete garanties met betrekking tot de geschiktheid van de producten voor bepaalde installaties. We geven geen garanties, uitdrukkelijk of impliciet, ten aanzien van slijtagebestendigheid of onderhoudsmaatregelen.

Het is van groot belang dat de instructies van de producent voor voeg- en lijmmiddelen worden opgevolgd ten aanzien van hun geschiktheid in combinatie met onze producten. Raadpleeg de leverancier van de voeg- en lijmmiddelen van wie u de producten hebt gekocht in geval van twijfel. Original Style maakt geen beweringen over de geschiktheid voor gebruik van de lijmen en voegmiddelen van derde partijen.

Руководство по использованию

Страница	Описание					Варьирование расцветки	Особые отметки	Общая Информация
	Elite Collection							Elite Collection Inca Gold EW-INGMOS15 EW-INGMOS23, Armada Gold EW-AMGMOS, Sunflower EW-SFWMOS Обратите внимание, что эту мозаику можно использовать в кухнях и ванных комнатах, но не в душевых кабинах. Ракушечная мозаика: Не подходит для парных и очень влажных помещений, таких как ванная комната без перегородок, однако может использоваться в душе. Выцветает под воздействием прямых солнечных лучей. Мозаика некоторых разновидностей (Carthage Border EW-CARTNB) поставляется с защитной пленкой, которая покрывает всю поверхность листа либо отдельные фрагменты. Эту пленку необходимо сохранить на время монтажа, а затем аккуратно снять. Glass Стеклопанельная мозаика: цвет плитки также зависит от толщины. Стеклопанельная мозаика: Важно: противоскользящее покрытие для уложенной на полу стеклянной плитки может не оказывать должного эффекта в условиях влажности. Не рекомендуется использовать стеклянную мозаику на столешницах из-за высокой вероятности появления царапин. Использование мозаики вблизи источников тепла: стеклянную мозаику рекомендуется укладывать на расстоянии не менее 3 см от источника тепла. Как и в случае с любой другой стеклянной продукцией, со стеклянной мозаикой необходимо аккуратно обращаться, особенно если имеет место резка или бой мозаики. Поверхности стеклянных фрагментов не должны соприкасаться друг с другом или с острыми/абразивными предметами. Не рекомендуется использовать стеклянную мозаику на столешницах из-за высокой вероятности появления царапин. Некоторые разновидности стеклянной мозаики (линии Ethereal и Stained Glass) хрупкие и требуют осторожного обращения. Mystique: Обратите внимание, что эту мозаику можно использовать в кухнях и ванных комнатах, но не в душевых кабинах. Мозаика с основой из бумаги и пластиковой пленки. Такая мозаика крепится не оборотной стороной к сетке, а лицевой стороной - к бумаге или пленке. Если некоторые из фрагментов мозаики полностью или полупрозрачны, наклеенная сзади сетка может быть видна после монтажа. При необходимости слегка поправить мозаику рекомендуется использовать белый быстросохнущий эластичный клей на цементной основе. Более подробные инструкции приведены в Руководстве по укладке, доступном по адресу www.originalstyle.com/guides . Мозаика с основой из пластиковой пленки: Tropical Collection Эту мозаику необходимо укладывать так же, как и другую, однако слой пленки должен остаться снаружи. Оставьте мозаику не менее чем на 24 часа, чтобы клей застыл и высох, а затем снимите пленку. При необходимости слегка поправить мозаику прежде чем клей высохнет, пленку можно аккуратно срезать при помощи острого ножа. Если при снятии пластиковой пленки отслаиваются небольшие фрагменты мозаики, значит, клей еще не высох. При помощи острого ножа отрежьте небольшие участки в пленке, чтобы через них поступал воздух, ускоряя процесс высыхания. Когда клей высохнет, удалите пленку, взявшись за один угол и потянув ее по направлению к противоположному углу. Мозаика с бумажной основой: Lagoon Collection Эту мозаику необходимо укладывать так же, как и другую, однако слой бумаги должен остаться снаружи. Намочите бумагу и удалите ее прежде чем клей застынет, чтобы у вас была возможность при необходимости выровнять мозаику, пока это возможно.
	Glass							
24-45	Gold Fleck, Iridescent, Highlight, Mixed Blends	✓	X	✓	✓	B		
36-56	Amnesia, Crystal Blue, Horizon, Illusion, Mirage, Morning Sun, Oasis, Pacha	✓	X	✓	X	B		
52	All Mystique	✓	X	X	X	B-C		
60	Nobu	✓	X	✓	X	A	◆	
56	El Divino	✓	X	✓	X	A	◆	
60	Atelier, Masa	✓	X	✓	X	B	◆	
56	Eden, Mambo	✓	X	✓	X	C	◆	
59-60	Cenozoic, Storm Cloud, Gavroche, Holocene, Plaza	✓	X	✓	X	C	◆	
59	Autumn Haze, Dappled Sky, Evening Glow, Morning Dew, Sunray	✓	X	✓	X	B	◆	
61-75	Plain, Clear, Frosted, Mixed, Random Pattern	✓	X	✓	X	A		
64-73	Tumbled Earth, Beach Washed	✓	✓	✓	X	A		
68	Frosted Pebbles	✓	✓	✓	X	A	I	
48-49	8 Tile Panels Mixed	✓	X	✓	X	A		
81	8 Tile Panels; Blends; Recycled Matt	✓	X	✓	✓	B		
78-81	Tropical Collection; Lagoon Collection Natural and Pearl	✓	X	✓	✓	B		
82-83	Lagoon Collection Silk	✓	X	✓	X	C		
	Mixed Glass, Stone, Metal, Wood, Ceramic							
86	Kalahari, Massai, Amboseli	✓	X	X	X	C		
86	Imphal, Angami, Naga	✓	X	✓	X	C		
88	Khoisi, Onya, Basu, Morij	✓	X	X	X	C		
89	Desire, Lust, Obsession	✓	X	X	X	C		
90-93	Aldo, Amar, Aura, Chumu, Ethereal, Exti, Goa, Golpo, Hotat, Jai, Lial, Radiancia, Rios, Shanir, Splendour	✓	X	✓	X	B		
	Dias, Divine, Leso, Orla	✓	X	✓	X	B		
	Rena	✓	X	✓	X	C	*	
	Rakoram	✓	X	✓	X	C	*	
90-93	Chennai, Kolkata, Madras, Pamplona, Pradesh	✓	X	✓	X	C	◆	
	Batu, Carinthia, Kandahar, Manaslu, Mandalay, Pagai, Valen, Viedo	✓	X	✓	X	C	■*	
93	Zamo (contains copper)	✓	X	✓	X	C	■*	
95-96	Actamira, Mogao, Postojna, Crucible, Igneous, Pyroclias	✓	X	✓	X	C	■*⊙	
96	Ceylon	✓	X	X	X	B	◆	
96	Surabaya	✓	X	X	X	C	◆	
96	Lombok	✓	X	X	X	C	■*◆	
	Metal							
100-105	Metal Brushed and Polished, Telstar	✓	X	✓	X	A-B	*	
103	Cuirassier Black, Cuirassier Steel	✓	X	X	X	A	*◆	
103	Jules Verne	✓	X	X	X	C	*◆	
105	Stellar, Torque	✓	X	X	✓	B	◆*◆	
106	Alchemy Brick, Cube, Square	✓	X	X	✓	C	*⊙	
	Porcelain							
110-111	Aegean	✓	X	✓	✓	A		
112	Floor Tiles	✓	✓	✓	✓	A		
	Stone							
112	Polished Marble	✓	✓	✓	X	B	▲	
118-135	Venetian Mosaics	✓	✓	✓	X	B-C	▲+	
	Pebbles; Rustic; Medallions; Stone Borders	✓	✓	✓	X	B-C	▲	
121	Azahar	✓	X	✓	X	C		
127	All Splitface	✓	X	X	X	C	◆	
130	Alluvial, Cretaceous, Jurassic, Silurian	✓	X	✓	X	C	▲	
134-135	Stone Borders with metal/glass	✓	X	✓	X	A	▲*	

SYMBOL

◆ Подходит для душа, но не для душевой

● Необходимо покрыть герметиком перед использованием

▲ Аккуратно удалите защитную пленку после использования затирки

■ Очень хрупкие фрагменты. Требуется осторожное обращение

⋈ Только для пола в ванной комнате

* Содержит металл. Будьте особенно внимательны при использовании металлической мозаики в электрическом душе. Обязательно проконсультируйтесь с профессиональным электриком перед укладкой

⊕ Проверьте, подходит ли выбранная мозаика для вашей поверхности, обратившись к вашему представителю Original Style либо ознакомьтесь с буклетом Earthworks для получения более подробной информации

⊙ Медная плитка не подходит для установки на кухне, в душевой, ванной комнате и душе, а также над раковинами и в других местах, где она будет контактировать с большим количеством влаги

Особые отметки

Используйте белый быстросохнущий эластичный клей на цементной основе и затирку без песка или с мелким песком, если не указано иное.

Рекомендуется использование эпоксидных грунтовок, клея и затирки

Подходит для душа, но не для душевой

Необходимо покрыть герметиком перед использованием

Аккуратно удалите защитную пленку после использования затирки

Очень хрупкие фрагменты. Требуется осторожное обращение

Только для пола в ванной комнате

Содержит металл. Будьте особенно внимательны при использовании металлической мозаики в электрическом душе. Обязательно проконсультируйтесь с профессиональным электриком перед укладкой

Проверьте, подходит ли выбранная мозаика для вашей поверхности, обратившись к вашему представителю Original Style либо ознакомьтесь с буклетом Earthworks для получения более подробной информации

Медная плитка не подходит для установки на кухне, в душевой, ванной комнате и душе, а также над раковинами и в других местах, где она будет контактировать с большим количеством влаги

SYMBOL

◆ Не подходит для установки на поверхностях, на которые попадают прямые солнечные лучи

⊕ Только для установки на сухих поверхностях

Ознакомьтесь с нашим буклетом о бассейнах и спа-салонах, чтобы получить информацию о мозаике, подходящей для установки в бассейнах

Это рекомендации компании Original Style. Они могут быть не полными

Варьирование расцветки

незначительное: относительно равномерная расцветка, возможны небольшие вариации

умеренное: цвет фона обычно немного варьируется

значительное: неравномерный цвет фона и прожилки.

Настоятельно рекомендуется учитывать распределение цвета при укладке

Особые отметки

Не подходит для установки на поверхностях, на которые попадают прямые солнечные лучи

Только для установки на сухих поверхностях

Ознакомьтесь с нашим буклетом о бассейнах и спа-салонах, чтобы получить информацию о мозаике, подходящей для установки в бассейнах

Это рекомендации компании Original Style. Они могут быть не полными

Варьирование расцветки

незначительное: относительно равномерная расцветка, возможны небольшие вариации

умеренное: цвет фона обычно немного варьируется

значительное: неравномерный цвет фона и прожилки.

Настоятельно рекомендуется учитывать распределение цвета при укладке

Условные обозначения

Внутренние стены

Души, стены душевых

Пол

Снаружи зданий

Важная информация

Пожалуйста, внимательно прочтите следующую информацию. Она поможет вам выбрать подходящую мозаику и ознакомит вас с процедурами монтажа мозаики и ухода за ней. Более подробные инструкции приведены в Руководстве по укладке, доступном по адресу originalstyle.com/guides, с которым также рекомендуется ознакомиться непосредственно перед укладкой. Компания Original Style не несет ответственности за любые дефекты уже уложенной мозаики, а также за проблемы, описанные в разделе «Важная информация» и в Руководстве по укладке, возникшие после раскладывания или монтажа продукции.

ВЫБОР ПОДХОДЯЩЕЙ МОЗАИКИ

Прежде чем заказывать и укладывать мозаику, **убедитесь в том, что она подходит** для использования на вашей поверхности, **ознакомившись с Руководством по использованию (внутри помещения/снаружи/в душе/в ванной комнате/на полу/варьирование расцветки, особые замечания)**. Если вы в чем-либо не уверены, вы можете получить более подробную информацию у вашего розничного поставщика продукции Original Style.

ПРЕДОСТАВЛЕНИЕ ОБРАЗЦОВ

По запросу клиентам высылаются образцы продукции. За предоставление полноразмерного листа мозаики обычно взимается плата по сниженной ставке. Более подробную информацию вы найдете в списке имеющейся продукции у вашего местного поставщика.

РАЗМЕРЫ

В данной брошюре представлены номинальные размеры и толщина. Поскольку для изготовления некоторых разновидностей мозаики используется ручная работа, реальные размеры каждого листа могут отличаться от указанных. В связи с этим представленные в брошюре размеры и толщина должны рассматриваться исключительно как ориентировочные. При расчете размеров необходимо учитывать погрешность $\pm 2,5$ мм. При подсчете количества листов мозаики закладывайте пять процентов на обрезки и отходы.

ВАРЬИРОВАНИЕ ПО ЦВЕТУ И ОТТЕНКУ

Многим видам мозаики, представленной в этой брошюре, может быть свойственно незначительное, но заметное варьирование по цвету. Отдельный образец мозаики не может рассматриваться как абсолютно точный показатель расцветки. Некоторые листы мозаики и отдельные фрагменты могут незначительно, но заметно отличаться по оттенку, цвету и тону, что является характерной особенностью конкретного продукта. В связи с этим рекомендуется открывать и осматривать каждую упаковку мозаики, чтобы убедиться в однородности ее расцветки. Выберите шесть случайных листов из разных упаковок и сравните их по цвету. Мы рекомендуем уделить некоторое время тому, чтобы наиболее красиво распределить оттенки перед укладкой. Разница между партиями может быть более заметна. По этой причине рекомендуется покупать всю мозаику, необходимую для проекта, за один раз.

РЕЗКА МОЗАИКИ

Резки мозаики невозможно избежать. Прежде чем резать мозаику, ознакомьтесь с Руководством по укладке. Металлическую мозаику можно резать циркулярным электроплиткорезом с обычным алмазным диском. Деревянную и кокосовую мозаику можно резать ножовкой. При резке любой мозаики необходимо всегда помнить о соответствующих мерах безопасности. Используйте средства индивидуальной защиты для рук и глаз.

МОНТАЖ

Мы настоятельно рекомендуем, чтобы ваш подрядчик прочитал раздел «Важная информация», а также получил и прочитал Руководство по укладке (originalstyle.com/guides), прежде чем начинать любые работы. В данных материалах полностью изложены необходимые мероприятия по планированию, установке и закреплению мозаики, а также по сохранению ее в первозданном виде в течение долгих лет. Если у вас появятся какие-либо вопросы, свяжитесь с нашим техническим отделом, прежде чем укладывать мозаику, поскольку неправильный монтаж может привести к большим затратам.

КЛЕИ, ЗАТИРОЧНЫЕ СМЕСИ, ГЕРМЕТИКИ

Очень важно выбрать подходящие клеи, затирку и герметик. Внимательно прочтите информацию от производителя и всегда следуйте инструкциям.

Если в Руководстве по использованию/в тексте ниже не указано иное, мы рекомендуем использовать белый быстросохнущий эластичный клей на цементно-латексной основе и затирочные смеси без песка или с мелким песком. Компания Original Style не может гарантировать, что на поверхности мозаики не появятся царапины даже после использования затирочной смеси, не содержащей песка. Перед монтажом проведите тест на небольшом незаметном участке, соблюдая все инструкции производителя.

ЦАРАПИНЫ

Стеклопанельная и металлическая мозаика подвержена царапинам. Мы рекомендуем проявить осторожность при укладке такой мозаики, а также не использовать мозаику, полностью или частично содержащую стекло и металл, в местах с повышенным риском нанесения царапин. Обязательно используйте затирку с мелким песком или не содержащую песок, чтобы не поцарапать поверхность стекла и/или металла. Перед монтажом обязательно проведите тест на небольшом участке.

МОЗАИКА И БОРДЮРЫ ИЗ МЕТАЛЛА ИЛИ СОДЕРЖАЩИЕ МЕТАЛЛ

Перед монтажом мозаики и бордюров, полностью или частично изготовленных из металла, ознакомьтесь с более подробной информацией, изложенной в Руководстве по укладке. Все электрические работы в непосредственной близости от металлической мозаики и бордюров, содержащих металл, должны осуществляться исключительно профессиональным электриком. Будьте особенно осторожны при использовании металлической мозаики в электрической душе. Перед монтажом обязательно проконсультируйтесь с профессиональным электриком.

УХОД И ОЧИСТКА

Обратите внимание, что использование некоторых моющих средств на кислотной основе может вызвать реакцию и изменение свойств некоторой мозаики, приведенной в этой брошюре. Мы рекомендуем использовать моющие средства с нейтральным уровнем pH для очистки мозаики, если ниже не указано иное.

Стеклопанельная мозаика: Для мытья стеклопанельной мозаики используйте чистую воду, обычный спирт или средство для мытья стекол на основе спирта. Чтобы не поцарапать мозаику, используйте мягкую ткань.

Металлическая мозаика: Вымойте мозаику тряпкой, смоченной теплой мыльной водой, затем насухо вытрите. Также можно использовать моющее средство для нержавеющей стали. Не используйте жесткие или абразивные моющие средства, металлические мочалки или отбеливающие вещества. Не допускайте контакта мозаики с другими металлическими предметами, такими как стальные мочалки, т.к. мелкие металлические фрагменты могут врезаться в поверхность мозаики, что приведет к коррозии и появлению ржавчины.

Медная мозаика: Избегайте контакта с веществами, содержащими лимонную или фтористоводородную кислоту (например, моющими средствами для бассейнов), т.к. они оставляют пятна.

Золотая мозаика: Для мытья продуктов с золотым покрытием не рекомендуется использовать моющие средства на кислотной основе. Следуйте инструкциям для мытья стеклопанельной мозаики, приведенным выше.

Радужная мозаика: Избегайте контакта с веществами, содержащими фтористоводородную кислоту (например, средствами для мытья бассейнов), поскольку они приведут к потере эффекта блеска.

Освещение

Особым образом подобранное освещение может улучшить внешний вид мозаики, особенно радужной. Надеемся, что вас вдохновят фотографии, использованные в брошюре.

Фотографии

С учетом освещения в студии и типографической краски, цвет плиток на фотографиях, представленных в данной брошюре, может незначительно отличаться от фактического цвета плитки. Рекомендуется потребовать образец плитки у поставщика Original Style.

Ограничение ответственности

Компания Original Style не несет ответственности за дефекты при установке ее продукции. При возникновении претензий относительно качества плитки, ответственность компании Original Style в установленных законом случаях ограничена либо заменой товара, либо возмещением его стоимости, и не распространяется на возмещение косвенных убытков. О претензиях необходимо сообщать в течение 7 рабочих дней после получения плитки. Плитку следует проверить до ее установки. После установки плитки претензии не принимаются.

Просьба обратить внимание, что установка плитки означает отсутствие претензий к ее качеству, цвету, размерам, текстуре и оттенкам. Компания Original Style гарантирует, что плитка соответствует ее описанию и пригодна для использования в надлежащих целях. Компания Original Style не предоставляет ни прямых, ни косвенных гарантий соответствия или пригодности товара для конкретных видов установки. Мы не обеспечиваем ни прямые, ни косвенные гарантии износоустойчивости и исправности.

Просьба отметить, что использование определенных чистящих средств на кислотной основе способно привести к возникновению химической реакции и изменению свойств плитки.

The possibilities are endless....

As well as supplying a vast range of off-the-shelf mosaics in a myriad of colours, shapes and materials, we can also provide you with bespoke designs.



Mosaics can be made to your specific designs, everything from a simple motif or logo to a precious or special photograph can be put on to a mosaic panel.

Here are some suggestions for creating your bespoke mosaics:

- Photographs of family groups; individual portraits of babies, children; graduation images
- Pictures from your holiday, photographs of special pets, favourite cityscapes or landscapes, even your garden
- Mosaic panels for behind a bath or in a bedroom; a feature wall in a dining room, kitchen or living room; a panel in a hallway
- Mosaics can be made from glass, stone, ceramic or other materials, depending on where they are going to be installed
- Colours will be closely reproduced from the original image provided

In fact, anything goes! As long as you can provide us with a high resolution photograph or image, we can do the rest.

Depending on the size of the area where your mosaic will be installed, your order should only take around 3-4 weeks to be delivered. The price will be dependent on size, colour and materials.

When your bespoke mosaics are ready for installation, a competent tiler should be able to fix them in place for you to enjoy for years.

The images on these pages are just a taste to give you an idea, but obviously the possibilities are endless!

Contact your local Original Style mosaics retailer for more information and to discuss your specific requirements.



Pool and Spa



A collection of mosaics and tiles for pools, pool side and spas

Splashbacks



Glass splashbacks and upstands in a choice of colours

Glassworks



A huge collection of glass tiles including large formats

Earthworks



Natural stone tiles and mosaics for walls and floors

Tileworks



Contemporary porcelain and ceramic tiles for floors and walls

Odyssey



Tiles inspired by journeys of discovery

Pop Art



Wall tiles, half tiles, large brick and metro tiles in bright colours and patterns

Victorian Floor Tiles



Ever popular traditional geometric tiles

Artworks



Traditional wall tiles to coordinate with the Victorian Floor Tile range

Original Style also produce other ranges of ceramic tiles, natural stone, Mosaics and Victorian floor tiles.
Please ask your retailer for copies of these brochures. Please return this brochure to your Original Style stockist after use.

The 'Original Style' logo is a registered trade mark of Original Style Ltd.
Original Style Limited is registered in England number 3018117. Registered Office:
Falcon Road, Sowton Industrial Estate, Exeter, Devon EX2 7LF, England

Your Original Style stockist

£2.00 €3.00 \$3.50

MSBROCH5/08/13

GENERAL ENQUIRIES

Tel: +44 (0)1392 473004

Fax: +44 (0)1392 473014

UK SALES

Tel: +44 (0)1392 473000

Fax: +44 (0)1392 473010

USA SALES

Tel: 508 507 6228

Fax: 1-866 881 6609 (toll free)

REST OF WORLD SALES

Tel: +44 (0)1392 473001

Fax: +44 (0)1392 473011

Email: info@originalstyle.com

Website: www.originalstyle.com



© S A I





Elite Collection

- 4 Introduction
- 6 Pure Gold
- 8 Gold Rush
- 12 Byzantium
- 14 Feng Shui
- 16 Therapy
- 18 Shell

Glass Gold Fleck

- 22 Introduction
- 24 Gold Fleck 20mm
- 26 Gold Fleck Mixed 20mm
- 27 Gold Fleck Mixed 10mm

Glass Iridescent

- 28 Introduction
- 30 Highlight Range
- 32 Iridescent Recycled 20mm
- 34 Iridescent 20mm
- 36 Iridescent Brickbond 20x42mm
- 37 Lustre Glass Iridescent Crackle
- 38 Iridescent Shapes
- 38 Ethereal Linear Range

Glass Mixed Blends

- 40 Introduction
- 42 Mixed Blends 20mm
- 45 Recycled Matt 20mm

Glass 8 Tile Panels

- 46 Introduction
- 48 8 Tile Panels

Glass Clear, Mixed, Frosted, Tumbled, Mirrored & Stained Glass Effect

- 50 Introduction
- 52 Mystique
- 54 Mantra

- 56 Ibiza
- 58 Ethereal Range
- 60 Stained Glass
- 61 Plain Glass 24mm
- 62 Mixed 24mm
- 64 Tumbled Beach Washed Mixed 24mm
- 66 Tumbled Earth Brickbond Single 24x48mm
- 67 Tumbled Earth Brickbond Mixed 24x48mm
- 68 Frosted Pebbles
- 69 Offset Sky Clear & Frosted Single 24mm
- 70 Offset Sky Clear & Frosted Mixed 24mm
- 72 Clear Brickbond 24x48mm
- 73 Tumbled Earth Mixed 48mm
- 74 Random Pattern Clear Mixed
- 75 Random Pattern Frosted Mixed
- 75 Random Pattern Clear & Frosted

Glass Paradise Range (Film & Paper Faced)

- 76 Introduction
- 78 Tropical Collection 15mm
- 79 Tropical Collection 25mm
- 80 The Lagoon Collection Natural & Pearl 25mm
- 82 The Lagoon Collection Silk 25mm

Mixed Glass, Stone, Ceramic, Porcelain, Metal & Wood

- 84 Introduction
- 86 Safari
- 86 Prospect
- 88 Seasons
- 89 Emotion
- 90 Earth & Fire 15mm
- 93 Earth & Fire 23mm
- 95 Glass & Metal 23mm
- 95 Glass & Stone 23mm
- 96 Metallic Glazed Ceramic
- 96 Coconut, Bamboo, Wood

Metal

- 98 Introduction
- 100 Polished & Brushed
- 104 Aluminium
- 105 Copper

Porcelain

- 108 Introduction
- 110 Aegean 23mm
- 112 Floor Tiles

Stone

- 114 Introduction
- 116 Polished Marble
- 118 Venetian Mosaics 10mm
- 119 Venetian Mosaics 23mm
- 120 Venetian Mosaics 25mm
- 122 Venetian Mosaics 48mm
- 124 Venetian Mosaics Brickbonds
- 126 Venetian Mosaics Offset Square, Octagon, Pentagon, Spiral, Fan, Diamond, Basketweave
- 127 Splitface
- 127 Rustics
- 128 Pebbles & Borders
- 129 Linear Mosaics
- 130 Strata
- 131 Medallions
- 132 Stone Borders, Stone & Metal Borders
- 134 Stone, Metal & Glass Borders

Important Information

- 135 How many tiles will you need?
- 136 Information English
- 138 Information French
- 140 Information German
- 142 Information Dutch
- 144 Information Russian

Bespoke Mosaics

- 146 The possibilities are endless

Tile suitability – key to symbols

Please refer to the **Usage Guides** for full details of suitability and special notes on individual products and ranges.



Walls



Shower/Wet room



Floors



External walls only





Introduction



Mosaics have never been out of fashion – they have been used to decorate homes and public buildings since ancient times.

And there has never been as much choice as now. We have a huge range of mosaics made from a variety of materials:

Gold: precious gold appears in Kasba and Eastern Light (page 6)

Shell: mother of pearl shell is used for Carthage, Mother of Pearl and Purity (page 19).

Glass: choose from a rainbow of colours, and different textures and sizes: clear, frosted and tumbled, gold fleck, iridescence, crackle, pearl and even recycled (pages 4-95).

Wood: Wood, bamboo and coconut: Surabaya is recycled wood from wooden fishing boats from South East Asia, Ceylon is coconut husk and Lombok contains pieces of bamboo (pages 96-97).

Ceramic and Porcelain: a practical material that can also look stunning (pages 96, 108-113).

Metal: Alchemy Brick, Cube and Square are antique-effect copper; aluminium and stainless steel, both polished and brushed (pages 98-107)

Natural Stone: from marble to pebbles, and various finishes from honed to polished (pages 114-134).



As well as being beautiful to look at, mosaics are incredibly practical. Depending on the material they are made from, they can be easily applied to flat and curved surfaces, used to cover large areas or to provide a simple accent or contrast. Versatile too, they can decorate not only residential kitchens, bathrooms and other living spaces but also commercial interiors, where hard wearing properties and good looks are important.

Elite



This collection of our finest and most beautiful mosaics is called Elite. Some are made from precious metals and prized materials; all have the power to transform a room. If you are looking for the exceptional to decorate your home, then you cannot fail to be inspired by these unique mosaics.

▼ Eastern Light




Pure Gold

Make a statement by going for gold. Add subtle highlights with a border, or tile an entire room, bask in its warm glow on a living room wall or bathe in a luxurious bathroom setting. Kasba is a randomly-patterned mixture of bronze, gun metal with real gold. Eastern Light is made from 24 carat gold leaf, ripple-textured and encased in glass, giving an overall look of beaten gold.



Eastern Light



EASTERN LIGHT

290x290x5mm (11⁷/₁₆"x11⁷/₁₆"x³/₁₆")

GW-EASMOS

Tile size: 15mm (5/8")



KASBA

322x322x9mm (12¹¹/₁₆"x12¹¹/₁₆"x³/₈")

GW-KASMOS

Tile size: 25mm (1")



Kasba




Gold Rush

Can you ever have enough gold? With the choice on these pages you could have a different look for every room. Close up, Precious and Opulence are treasure chests of jewels and coins; both Bullion and Medina look as if they are worth their weight in real gold; Paparazzi, Byzantium Gold and Byzantium Gem are extravagant and shiny.




Precious



BYZANTIUM GOLD*

294x294x8mm (11⁹/₁₆"x11⁹/₁₆"x⁵/₁₆")
GW-BYZGLDMOS
Tile size: 25mm (1")



BYZANTIUM GEM*

294x294x8mm (11⁹/₁₆"x11⁹/₁₆"x⁵/₁₆")
GW-BYZGEMMOS
Tile size: 25mm (1")



MEDINA

290x305x8mm (11⁷/₈"x12"x⁵/₁₆")
GW-MDNMOS
Tile size: 20 x 40mm (1³/₁₆ x 1⁹/₁₆")




PRECIOUS

294x294x8mm (11⁹/₁₆"x11⁹/₁₆"x⁵/₁₆")
GW-PREMOS
Tile size: 25mm (1")



PAPARAZZI

300x300x8mm (11¹³/₁₆"x11¹³/₁₆"x⁵/₁₆")
GW-PAPMOSR
Tile size: 23 & 48mm (7⁷/₈" & 1⁷/₈")



BULLION

300x300x8mm (11¹³/₁₆"x11¹³/₁₆"x⁵/₁₆")
GW-BULMOS
Tile size: 23mm (7⁷/₈")



* Please note, these mosaics should not be placed in direct sunlight as this may cause them to fade over time, they are also not suitable for external use.

* Merci de noter que ces produits ne doivent pas être installés dans les endroits sujets à la lumière du soleil direct car ils pourraient se décolorer. Convient aux endroits secs uniquement.

* Bitte beachten Sie, diese Mosaiken keiner direkten Sonneneinstrahlung auszusetzen, sonst werden sie mit der Zeit ausbleichen. Sie sind auch nicht zum Aussengebrauch geeignet.

* Mozaïeken uit deze serie mogen niet in direct zonlicht worden geplaatst. Omdat ze dan kunnen verkleuren. Ook mogen ze niet buitenshuis worden gebruikt.

* Обратите внимание, что на эту мозаику не должны падать прямые солнечные лучи, т.к. со временем это может привести к выцветанию. Кроме того, эта мозаика не подходит для установки снаружи помещения.




Bullion with Tileworks Fantasy Black on the floor

Gold Rush

More choices for a golden glow – from the Inca Gold with two different tile sizes, Armada and Opulence with their mix of glazed ceramic and stone, to the warm sunset tones and textures of Sunflower, which looks good matched with natural stone from our Earthworks Collection.




Inca Gold 15



INCA GOLD 15

300x300x8mm (11¹³/₁₆" x 11¹³/₁₆" x 5⁵/₁₆"")
EW-INGMOS15 Tile size: 15mm (9⁹/₁₆"")




INCA GOLD 23

300x300x8mm (11¹³/₁₆" x 11¹³/₁₆" x 5⁵/₁₆"")
EW-INGMOS23 Tile size: 23mm (7⁷/₈"")



ARMADA GOLD

300x300x8mm (11¹³/₁₆" x 11¹³/₁₆" x 5⁵/₁₆"")
EW-AMGMOS Tile size: 23mm (7⁷/₈"")



SUNFLOWER

300x300x8mm (11¹³/₁₆" x 11¹³/₁₆" x 5⁵/₁₆"")
EW-SFWMOS Tile size: 15mm (9⁹/₁₆"")



OPULENCE

298x298x8mm (11³/₄" x 11³/₄" x 5⁵/₁₆"")
EW-OPUMOS Tile size: 23mm (7⁷/₈"")



Please note that Opulence can be used in showers. The other mosaics can be placed in kitchens and bathrooms but are not suitable for showers.

Veuillez noter que la mosaïque Opulence peut être utilisée pour les douches. Les autres mosaïques conviennent aux cuisines et salles de bains mais ne sont pas adaptées aux douches.

Bitte beachten Sie, dass Opulence für die Installation in Duschen geeignet ist. Die anderen Mosaik sind zur Verwendung in Küchen und Bädern geeignet, nicht jedoch für Duschen.


Let op: Opulence is geschikt voor in een douche. De andere mozaïeken kunnen in keukens en badkamers worden gebruikt, maar niet in een douche.

Обратите внимание, что Opulence можно использовать в душевых кабинах. Остальная мозаика подходит для кухонь и ванных комнат, но не для душевых кабин.




Byzantium

The glowing, burnished metal colours echo the splendour found in art from Byzantium and the many examples of mosaics found there. Transform a room into a palace of reflected light with these jewel-bright colours. The individual tiles in Jewel and Treasure are smaller to give an even more lustrous effect.



Treasure




BYZANTIUM TREASURE

301x301x8mm (11⁷/₈"x11⁷/₈" x⁵/₁₆")

GW-BYZTREMOS

Tile size: 15mm (9/₁₆")




BYZANTIUM JEWEL

301x301x8mm (11⁷/₈"x11⁷/₈" x⁵/₁₆")

GW-BYZJEWMO

Tile size: 15mm (9/₁₆")




BYZANTIUM GEM

294x294x8mm (11⁹/₁₆"x11⁹/₁₆" x⁵/₁₆")

GW-BYZGEMMO

Tile size: 25mm (1")

Also shown on page 8



BYZANTIUM GOLD

294x294x8mm (11⁹/₁₆"x11⁹/₁₆" x⁵/₁₆")

GW-BYZGLDMO

Tile size: 25mm (1")

Also shown on page 8



Please note, these mosaics should not be placed in direct sunlight as this may cause them to fade over time, they are also not suitable for external use.

Merci de noter que ces produits ne doivent pas être installés dans les endroits sujets à la lumière du soleil direct car ils pourraient se décolorer. Convient aux endroits secs uniquement.

Bitte beachten Sie, diese Mosaiken keiner direkten Sonneneinstrahlung auszusetzen, sonst werden sie mit der Zeit ausbleichen. Sie sind auch nicht zum Aussengebrauch geeignet.

Mozaïeken uit deze serie mogen niet in direct zonlicht worden geplaatst. Omdat ze dan kunnen verkleuren. Ook mogen ze niet buitenshuis worden gebruikt.

Обратите внимание, что на эту мозаику не должны падать прямые солнечные лучи, т.к. со временем это может привести к выцветанию. Кроме того, эта мозаика не подходит для установки снаружи помещения.




Frankincense




BYZANTIUM BRONZE

294x294x8mm (11⁹/₁₆"x11⁹/₁₆"x⁵/₁₆")
GW-BYZBROMOS
Tile size: 25mm (1")




BYZANTIUM COPPER

294x294x8mm (11⁹/₁₆"x11⁹/₁₆"x⁵/₁₆")
GW-BYZCOPMOS
Tile size: 25mm (1")



BYZANTIUM AMBER

294x294x8mm (11⁹/₁₆"x11⁹/₁₆"x⁵/₁₆")
GW-BYZAMBOS
Tile size: 25mm (1")




BYZANTIUM PLATINUM

294x294x8mm (11⁹/₁₆"x11⁹/₁₆"x⁵/₁₆")
GW-BYZPLAMOS
Tile size: 25mm (1")



BYZANTIUM MYRRH

294x294x8mm (11⁹/₁₆"x11⁹/₁₆"x⁵/₁₆")
GW-BYZMYRMOS
Tile size: 25mm (1")



BYZANTIUM FRANKINCENSE

294x294x8mm (11⁹/₁₆"x11⁹/₁₆"x⁵/₁₆")
GW-BYZFRAMOS
Tile size: 25mm (1")

Please note, these mosaics should not be placed in direct sunlight as this may cause them to fade over time, they are also not suitable for external use.

Merci de noter que ces produits ne doivent pas être installés dans les endroits sujets à la lumière du soleil direct car ils pourraient se décolorer. Convient aux endroits secs uniquement. Bitte beachten Sie, diese Mosaiken keiner direkten Sonneneinstrahlung auszusetzen, sonst werden sie mit der Zeit ausbleichen. Sie sind auch nicht zum Aussengebrauch geeignet. Mozaïeken uit deze serie mogen niet in direct zonlicht worden geplaatst. Omdat ze dan kunnen verkleuren. Ook mogen ze niet buitenshuis worden gebruikt.


Обратите внимание, что на эту мозаику не должны падать прямые солнечные лучи, т.к. со временем это может привести к выцветанию. Кроме того, эта мозаика не подходит для установки снаружи помещения.



Feng Shui


In Feng Shui (the ancient Chinese art of placement), it is thought that harmony can be achieved within a living space by the channelling of positive energy or 'chi'. Colours, plants and flowers can represent elements of fire, water, wood, earth and metal. Use mosaics from this range to energise and bring life to spaces from bedrooms to offices.

Zao




ZAO

300x300x8mm (11¹³/₁₆"x11¹³/₁₆"x5⁵/₁₆")
GW-ZAOMOS
Tile size: 23 & 48mm (7⁷/₈" & 1⁷/₈")




YARI

300x300x8mm (11¹³/₁₆"x11¹³/₁₆"x5⁵/₁₆")
GW-YARMOS
Tile size: 23 & 48mm (7⁷/₈" & 1⁷/₈")



KOBUSHI

300x300x8mm (11¹³/₁₆"x11¹³/₁₆"x5⁵/₁₆")
GW-KOBMOS
Tile size: 15, 23 & 48mm (9⁹/₁₆" 7⁷/₈" & 1⁷/₈")



TEKARI

300x300x8mm (11¹³/₁₆"x11¹³/₁₆"x5⁵/₁₆")
GW-TEKMOS
Tile size: 23 & 48mm (7⁷/₈" & 1⁷/₈")



SUKAI

300x300x8mm (11¹³/₁₆"x11¹³/₁₆"x5⁵/₁₆")
GW-SUKMOS
Tile size: 48mm (1⁷/₈")



Please note, these mosaics should not be placed in direct sunlight as this may cause them to fade over time, they are also not suitable for external use.

Merci de noter que ces produits ne doivent pas être installés dans les endroits sujets à la lumière du soleil direct car ils pourraient se décolorer. Convient aux endroits secs uniquement.

Bitte beachten Sie, diese Mosaiken keiner direkten Sonneneinstrahlung auszusetzen, sonst werden sie mit der Zeit ausbleichen. Sie sind auch nicht zum Aussengebrauch geeignet.

Mozaïeken uit deze serie mogen niet in direct zonlicht worden geplaatst. Omdat ze dan kunnen verkleuren. Ook mogen ze niet buitenshuis worden gebruikt.

Обратите внимание, что на эту мозаику не должны падать прямые солнечные лучи, т.к. со временем это может привести к выцветанию. Кроме того, эта мозаика не подходит для установки снаружи помещения.

Therapy

23mm (7/8")

Seven softly glowing colours make up the Therapy range. These heavenly shades are all as therapeutic as moonlight on a lake, or a warm and scented candlelit bath.



Tranquillity



PEACE

300x300x8mm (11¹³/₁₆"x11¹³/₁₆"x⁵/₁₆")
GW-PEAMOS



TRANQUILLITY

300x300x8mm (11¹³/₁₆"x11¹³/₁₆"x⁵/₁₆")
GW-TRAMOS



SERENE

300x300x8mm (11¹³/₁₆"x11¹³/₁₆"x⁵/₁₆")
GW-SREMOS



KARMA

300x300x8mm (11¹³/₁₆"x11¹³/₁₆"x⁵/₁₆")
GW-KRAMOS



CHAKRA

300x300x8mm (11¹³/₁₆"x11¹³/₁₆"x⁵/₁₆")
GW-CHAMOS



NIRVANA

300x300x8mm (11¹³/₁₆"x11¹³/₁₆"x⁵/₁₆")
GW-NIRMOS



MELLOW

300x300x8mm (11¹³/₁₆"x11¹³/₁₆"x⁵/₁₆")
GW-MELMOS







Mother of Pearl with Earthworks
Ardennes Honed on wall and floor

Shell


Mosaics made from natural shell are the height of luxury. Each small square of Mother of Pearl and Purity shimmers with soft reflections, and these tiles are a stunning addition to any room. Carthage is a linear combination of stone and mother of pearl, designed to be used as an edging or border.

Carthage with Earthworks Polished Old Acquitaine



PURITY

300x300x2mm (11¹³/₁₆"x11¹³/₁₆"x1¹/₁₆")
EW-PURMOS
Tile size: 15mm (9/16")



MOTHER OF PEARL

300x300x2mm (11¹³/₁₆"x11¹³/₁₆"x1¹/₁₆")
EW-PARMOS
Tile size: 15mm (5/8")



CARTHAGE BORDER (Sold in sheets)

304x298x8mm (12"x11³/₄"x5⁵/₁₆")
EW-CARTH B
Tile size: 15 & 48mm (9/16" & 17/8")



Purity



Pearl Brickbond shown with Tileworks
Mattone Nero Ceramic Brick Effect

Shell

The subtle beauty of shell is captured in these mosaics, from the ethereal pale shimmer of Pearl and Innocence to the tawny shades within Modesty. Pearl is also available in a brickbond format for an interesting texture that works well with other rectangular shapes, as shown left.



Modesty



PEARL BRICKBOND

318x310x2mm (12¹/₂" x 12³/₁₆" x 1/₁₆")

EW-PRLMOSBB

Tile size: 24 x 15mm (15/₁₆" x 9/₁₆")



PEARL

305x305x2mm (12" x 12" x 1/₁₆")

EW-PRLMOS

Tile size: 20mm (13/₁₆")



INNOCENCE

305x305x2mm (12" x 12" x 1/₁₆")

EW-INNMOS

Tile size: 20mm (13/₁₆")




GRACE

305x305x2mm (12" x 12" x 1/₁₆")

EW-GRCMOS

Tile size: 20mm (13/₁₆")



MODESTY

305x305x2mm (12" x 12" x 1/₁₆")

EW-MDYMOS

Tile size: 20mm (13/₁₆")



Glass Gold Fleck



Here are hints and glints of gold in subtle, random patterns to light up a range of colours. Choose from pale neutral through to deep dark hues to add more than a little glamour to your home.

▼ Sadiola

GOLD FLECK GLASS



Gold Fleck

20mm ($1\frac{3}{16}$ ")

Whoever said that all that glisters is not gold would do well to take a second, closer look at these beautiful semi-transparent glass mosaics. Their unique qualities of surface 'flecking' add just a touch of opulence to a range of natural colours.




Harmony




HARMONY

327x327x4mm ($12\frac{7}{8}$ "x $12\frac{7}{8}$ "x $\frac{3}{16}$ ")
GW-HARMOS




YANACocha

327x327x4mm ($12\frac{7}{8}$ "x $12\frac{7}{8}$ "x $\frac{3}{16}$ ")
GW-YNAMOS




EL DORADO

327x327x4mm ($12\frac{7}{8}$ "x $12\frac{7}{8}$ "x $\frac{3}{16}$ ")
GW-ELDMOS




MONTE CRISTO

327x327x4mm ($12\frac{7}{8}$ "x $12\frac{7}{8}$ "x $\frac{3}{16}$ ")
GW-MOCMOS



KOMATI

327x327x4mm ($12\frac{7}{8}$ "x $12\frac{7}{8}$ "x $\frac{3}{16}$ ")
GW-KOMMOS




MAGALIA

327x327x4mm ($12\frac{7}{8}$ "x $12\frac{7}{8}$ "x $\frac{3}{16}$ ")
GW-MAGMOS




SADIOLA

327x327x4mm ($12\frac{7}{8}$ "x $12\frac{7}{8}$ "x $\frac{3}{16}$ ")
GW-SADMOS



SEQUOIA

327x327x4mm ($12\frac{7}{8}$ "x $12\frac{7}{8}$ "x $\frac{3}{16}$ ")
GW-SEQMOS




SARATOGA


327x327x4mm ($12\frac{7}{8}$ "x $12\frac{7}{8}$ "x $\frac{3}{16}$ ")
GW-SARMOS




Mali

**MALI**


327x327x4mm (12⁷/₈"x12⁷/₈"x³/₁₆")
GW-MALMOS

**ALMOUTALA**


327x327x4mm (12⁷/₈"x12⁷/₈"x³/₁₆")
GW-ALMMOS

**RUBY FALLS**


327x327x4mm (12⁷/₈"x12⁷/₈"x³/₁₆")
GW-RBYMOS

**TAMBALI**


327x327x4mm (12⁷/₈"x12⁷/₈"x³/₁₆")
GW-TAMMOS

**KLONDIKE**


327x327x4mm (12⁷/₈"x12⁷/₈"x³/₁₆")
GW-KLOMOS

**WILD ROSE**

327x327x4mm (12⁷/₈"x12⁷/₈"x³/₁₆")
GW-WLRMOS

**SMOKEY RIDGE**

327x327x4mm (12⁷/₈"x12⁷/₈"x³/₁₆")
GW-SKRMOS

**VATUKOULA**

327x327x4mm (12⁷/₈"x12⁷/₈"x³/₁₆")
GW-VGMMOS



Gold Fleck

(Mixed) 20mm ($1\frac{3}{16}$ "

The ultimate in glamour and elegance, fit to adorn the most sophisticated of locations. Sleek and sexy, the dark smouldering shades create a moody ambience for the most decadent bathrooms and kitchens.



Emperor




GOLDEN SPUR

327x327x4mm ($12\frac{7}{8}$ "x $12\frac{7}{8}$ "x $\frac{3}{16}$ ")
GW-GDSMOS




SANTA ANA

327x327x4mm ($12\frac{7}{8}$ "x $12\frac{7}{8}$ "x $\frac{3}{16}$ ")
GW-SNTMOS



EMPEROR

327x327x4mm ($12\frac{7}{8}$ "x $12\frac{7}{8}$ "x $\frac{3}{16}$ ")
GW-EPRMOS




SIERRA

327x327x4mm ($12\frac{7}{8}$ "x $12\frac{7}{8}$ "x $\frac{3}{16}$ ")
GW-SRAMOS




SENECA

327x327x4mm ($12\frac{7}{8}$ "x $12\frac{7}{8}$ "x $\frac{3}{16}$ ")
GW-SNCMOS




SAN FELIPE

327x327x4mm ($12\frac{7}{8}$ "x $12\frac{7}{8}$ "x $\frac{3}{16}$ ")
GW-SFPMOS




ASHANTI

327x327x4mm ($12\frac{7}{8}$ "x $12\frac{7}{8}$ "x $\frac{3}{16}$ ")
GW-ASHMOS



CEDAR RIDGE

327x327x4mm ($12\frac{7}{8}$ "x $12\frac{7}{8}$ "x $\frac{3}{16}$ ")
GW-CDRMOS



DISCOVERY

327x327x4mm ($12\frac{7}{8}$ "x $12\frac{7}{8}$ "x $\frac{3}{16}$ ")
GW-DSCMOS




Gold Fleck

(Mixed) 10mm ($\frac{3}{8}$ "

The subtlety of gold flecking is here in a smaller mosaic, veined in imitation marble. The darker tesserae are inset at random, with the veins running in different directions. The Romans used this kind of decorative effect liberally in their grand buildings.


GOLD FLECK GLASS

Vesuvius




DIAMOND HEAD

318x318x4mm ($12\frac{1}{2}$ "x $12\frac{1}{2}$ "x $\frac{3}{16}$ ")
GW-DIAMOS




EL CHICHON

318x318x4mm ($12\frac{1}{2}$ "x $12\frac{1}{2}$ "x $\frac{3}{16}$ ")
GW-ELCMOS




GAMBIER

318x318x4mm ($12\frac{1}{2}$ "x $12\frac{1}{2}$ "x $\frac{3}{16}$ ")
GW-GAMMOS



KRAKATOA

318x318x4mm ($12\frac{1}{2}$ "x $12\frac{1}{2}$ "x $\frac{3}{16}$ ")
GW-KRKMOS



ST HELENS

318x318x4mm ($12\frac{1}{2}$ "x $12\frac{1}{2}$ "x $\frac{3}{16}$ ")
GW-STHMOS



Glass Iridescent



Why not colour your walls with iridescence? Mosaics this gorgeous demand to be both seen and admired, and would look wonderful in every room.

▼ Wall: Ultimo Pearl Mosaic with Glassworks Zinc Metallic Effect glass tiles and Tileworks Peroba Amendola wood effect porcelain tiles. Floor: Tileworks Mineral Off White Natural porcelain



Highlight Range

15mm ($\frac{5}{8}$ ")

No need to shake or stir these delicious colours, or even add ice – the mosaics in the Highlight Range are cool enough as they are. Named after famous cocktails, every one is guaranteed to fizz and sparkle in equal measure.



Tequila Sunrise



MARGARITA
295x295x4mm ($11\frac{5}{8}$ "x $11\frac{5}{8}$ "x $\frac{3}{16}$ ")
GW-MGRMOS



PINA COLADA
295x295x4mm ($11\frac{5}{8}$ "x $11\frac{5}{8}$ "x $\frac{3}{16}$ ")
GW-PNCMOS



KATINKA
295x295x4mm ($11\frac{5}{8}$ "x $11\frac{5}{8}$ "x $\frac{3}{16}$ ")
GW-KTKMOS




Margarita and Pink Panther





Czars Delight




HARVEY WALLBANGER

295x295x4mm (11⁵/₈"x11⁵/₈"x³/₁₆")
GW-HVWMOS



SUNSET SPECIAL

295x295x4mm (11⁵/₈"x11⁵/₈"x³/₁₆")
GW-SNSMOS



TEQUILA SUNRISE

295x295x4mm (11⁵/₈"x11⁵/₈"x³/₁₆")
GW-TQSMOS




PINK PANTHER

295x295x4mm (11⁵/₈"x11⁵/₈"x³/₁₆")
GW-PPAMOS




JOHN COLLINS

295x295x4mm (11⁵/₈"x11⁵/₈"x³/₁₆")
GW-JNCMOS



CZARS DELIGHT

295x295x4mm (11⁵/₈"x11⁵/₈"x³/₁₆")
GW-CZDMOS




BLUE HEAVEN

295x295x4mm (11⁵/₈"x11⁵/₈"x³/₁₆")
GW-BLHMOS



VODKA COLLINS

295x295x4mm (11⁵/₈"x11⁵/₈"x³/₁₆")
GW-VOCMOS



BLUE HAWAIIAN

295x295x4mm (11⁵/₈"x11⁵/₈"x³/₁₆")
GW-BHWMOS

Iridescent Glass

Recycled 20mm ($13/16$ ")

As the name implies, these iridescent glass mosaics may have led former lives, but they have never seen better days than the here and now of their present incarnations. These slightly softer shades stem from the subtly different texture of the glass and can be used to dramatic effect in imaginative décor.




Whitney




WHITNEY

327x327x4mm ($12\frac{7}{8}$ "x $12\frac{7}{8}$ "x $\frac{3}{16}$ ")
GW-WHIMOS




ST ELIAS

327x327x4mm ($12\frac{7}{8}$ "x $12\frac{7}{8}$ "x $\frac{3}{16}$ ")
GW-STEMOS




CHIMBORAZO

327x327x4mm ($12\frac{7}{8}$ "x $12\frac{7}{8}$ "x $\frac{3}{16}$ ")
GW-CHMMOS



ACONCAGUA

327x327x4mm ($12\frac{7}{8}$ "x $12\frac{7}{8}$ "x $\frac{3}{16}$ ")
GW-ACOMOS



COTOPAXI

327x327x4mm ($12\frac{7}{8}$ "x $12\frac{7}{8}$ "x $\frac{3}{16}$ ")
GW-COTMOS




BONETE

327x327x4mm ($12\frac{7}{8}$ "x $12\frac{7}{8}$ "x $\frac{3}{16}$ ")
GW-BONMOS






St Elias




LUCANIA

327x327x4mm (12⁷/₈"x12⁷/₈"x³/₁₆")
GW-LUCMOS




MCKINLEY

327x327x4mm (12⁷/₈"x12⁷/₈"x³/₁₆")
GW-MCKMOS




SAJAMA

327x327x4mm (12⁷/₈"x12⁷/₈"x³/₁₆")
GW-SAJMOS



LOGAN

327x327x4mm (12⁷/₈"x12⁷/₈"x³/₁₆")
GW-LOGMOS



MAUNA KEA

327x327x4mm (12⁷/₈"x12⁷/₈"x³/₁₆")
GW-MAUMOS



VINSON MASSIF

327x327x4mm (12⁷/₈"x12⁷/₈"x³/₁₆")
GW-VINMOS


Iridescent Glass

20mm ($1\frac{3}{16}$ "

The prismatic play of colours on this stunning range of glass mosaics creates the iridescence found on something as transient as the surface of a soap bubble or as everlasting as mother-of-pearl. Choose from 12 beautifully opulent colours.



Etna




MONT BLANC

327x327x4mm ($12\frac{7}{8}$ "x $12\frac{7}{8}$ "x $\frac{3}{16}$ ")
GW-MBLMOS




TASCHORN

327x327x4mm ($12\frac{7}{8}$ "x $12\frac{7}{8}$ "x $\frac{3}{16}$ ")
GW-TCHMOS



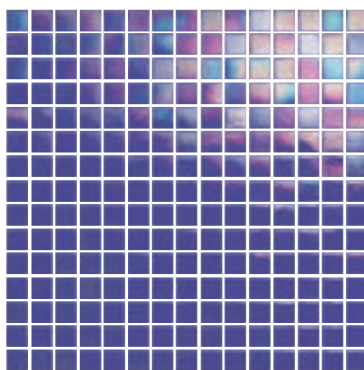
EIGER

327x327x4mm ($12\frac{7}{8}$ "x $12\frac{7}{8}$ "x $\frac{3}{16}$ ")
GW-EIGMOS




MONCH

327x327x4mm ($12\frac{7}{8}$ "x $12\frac{7}{8}$ "x $\frac{3}{16}$ ")
GW-MONMOS



ELBRUS

327x327x4mm ($12\frac{7}{8}$ "x $12\frac{7}{8}$ "x $\frac{3}{16}$ ")
GW-EBRMOS




MATTERHORN

327x327x4mm ($12\frac{7}{8}$ "x $12\frac{7}{8}$ "x $\frac{3}{16}$ ")
GW-MATMOS






Weisshorn



WEISSHORN

327x327x4mm ($12\frac{7}{8}$ "x $12\frac{7}{8}$ "x $\frac{3}{16}$ ")
GW-WEIMOS




BEN NEVIS

327x327x4mm ($12\frac{7}{8}$ "x $12\frac{7}{8}$ "x $\frac{3}{16}$ ")
GW-BENMOS




OLYMPUS

327x327x4mm ($12\frac{7}{8}$ "x $12\frac{7}{8}$ "x $\frac{3}{16}$ ")
GW-OLYMOS




ETNA

327x327x4mm ($12\frac{7}{8}$ "x $12\frac{7}{8}$ "x $\frac{3}{16}$ ")
GW-ETNMOS



MONTE ROSA

327x327x4mm ($12\frac{7}{8}$ "x $12\frac{7}{8}$ "x $\frac{3}{16}$ ")
GW-MROMOS



JUNGFRAU

327x327x4mm ($12\frac{7}{8}$ "x $12\frac{7}{8}$ "x $\frac{3}{16}$ ")
GW-JUNMOS

Iridescent Brickbond

20x42mm ($13/16"$ x $19/16"$)

Brickbond - a differently proportioned mosaic, in a versatile range of colours. Both elements make it a popular choice with interior decorators.



Jungfrau Brickbond



MONT BLANC BRICKBOND

327x305x4mm ($12\frac{7}{8}"$ x $12"$ x $\frac{3}{16}"$)
GW-MBLBB




EIGER BRICKBOND

327x305x4mm ($12\frac{7}{8}"$ x $12"$ x $\frac{3}{16}"$)
GW-EIGBB



WEISSHORN BRICKBOND

327x305x4mm ($12\frac{7}{8}"$ x $12"$ x $\frac{3}{16}"$)
GW-WEIBB



ELBRUS BRICKBOND

327x305x4mm ($12\frac{7}{8}"$ x $12"$ x $\frac{3}{16}"$)
GW-EBRBB



JUNGFRAU BRICKBOND

327x305x4mm ($12\frac{7}{8}"$ x $12"$ x $\frac{3}{16}"$)
GW-JUNBB





Lustre Glass Iridescent Crackle

24mm (1")

A wonderful name for a beautiful range of glass mosaics. With a distinct and unique texture that looks as good as it feels, the sophisticated palette of colours boasts volcanic greys through oil-slick hues to Mediterranean blues. Each square tile has a chipped edge to produce a fabulous finish of random squares when grouted.

IRIDESCENT GLASS

Rakaposhi



EVEREST

318x318x6mm (12¹/₂"x12¹/₂"x1¹/₄")
GW-EVEMOS




ANNAPURNA

318x318x6mm (12¹/₂"x12¹/₂"x1¹/₄")
GW-ANNMOS




FUJI

318x318x6mm (12¹/₂"x12¹/₂"x1¹/₄")
GW-FUJMOS



MAKALU

318x318x6mm (12¹/₂"x12¹/₂"x1¹/₄")
GW-MAKMOS




NANDA DEVI

318x318x6mm (12¹/₂"x12¹/₂"x1¹/₄")
GW-NANMOS




GURLA MANDHATA

318x318x6mm (12¹/₂"x12¹/₂"x1¹/₄")
GW-GURMOS




MERU

318x318x6mm (12¹/₂"x12¹/₂"x1¹/₄")
GW-MERMOS



K2

318x318x6mm (12¹/₂"x12¹/₂"x1¹/₄")
GW-K2MOS



RAKAPOSHI

318x318x6mm (12¹/₂"x12¹/₂"x1¹/₄")
GW-RAKMOS



Iridescent Shapes

Now you can choose circles and elliptical shapes when a square or rectangle is simply too straight edged. These mosaics look stunning in swathes, but will also add a certain something as a panel or border.




Ultimo Shell




WHITE LADY

285x285x6mm (11¹/₄"x11¹/₄"x¹/₄")
GW-WLYMOS
Tile size: 19mm (3/4")



SINGAPORE SLING

285x285x6mm (11¹/₄"x11¹/₄"x¹/₄")
GW-SISMOS
Tile size: 19mm (3/4")



ULTIMO SHELL

300x300x9mm (11¹³/₁₆"x 11¹³/₁₆"x³/₈")
GW-UMSMOS
Tile size: 48mm (1⁷/₈")




BANANA DAIQUIRI

305x300x6mm (12"x11³/₄"x¹/₄")
GW-BNDMOS
Tile size: 18mm x 48mm (3/4"x1⁷/₈")




BELLINI

305x300x6mm (12"x11³/₄"x¹/₄")
GW-BELMOS
Tile size: 18mm x 48mm (3/4"x1⁷/₈")



HORIZON

298x298x8mm (11³/₄"x11³/₄"x⁵/₁₆")
GW-HORMOS



MORNING SUN

298x298x8mm (11³/₄"x11³/₄"x⁵/₁₆")
GW-MORMOS

Ethereal Linear Range

Mixed and dappled colours with iridescent pieces.





Glass

Mixed Blends



For a truly bespoke kitchen, bathroom or living space, mixed blends can help you create both individual and stylish designs. Choose from pale shades through to darker tones and mixtures of iridescent, gold fleck, plain and clear glass.

▼ Taupo Stripe



Mixed Blends

20mm ($1\frac{3}{16}$ "

There is something for every taste and every space in this range of colours, from the palest pearl to a deep inkiness, with Taupo Stripe introducing a linear symmetry.



Taupo Stripe



KARISIMBI

327x327x4mm ($12\frac{7}{8}$ "x $12\frac{7}{8}$ "x $\frac{3}{16}$ "
GW-KRMMOS



HUASCARAN

327x327x4mm ($12\frac{7}{8}$ "x $12\frac{7}{8}$ "x $\frac{3}{16}$ "
GW-HSRMOS



TAUPO STRIPE

327x327x4mm ($12\frac{7}{8}$ "x $12\frac{7}{8}$ "x $\frac{3}{16}$ "
GW-TPOMOS



SABOBER*

327x327x4mm ($12\frac{7}{8}$ "x $12\frac{7}{8}$ "x $\frac{3}{16}$ "
GW-SBRMOS



CAMEROUN

327x327x4mm ($12\frac{7}{8}$ "x $12\frac{7}{8}$ "x $\frac{3}{16}$ "
GW-CMRMOS



GARABALDI*

327x327x4mm ($12\frac{7}{8}$ "x $12\frac{7}{8}$ "x $\frac{3}{16}$ "
GW-GRBMOS






Thabana




ZUKWALA*

327x327x4mm (12⁷/₈"x12⁷/₈"x3³/₁₆")
GW-ZKWMOS




AMOISSA*

327x327x4mm (12⁷/₈"x12⁷/₈"x3³/₁₆")
GW-AMSMOS




ILLAMPU*

327x327x4mm (12⁷/₈"x12⁷/₈"x3³/₁₆")
GW-ILPMOS



ELBERT

327x327x4mm (12⁷/₈"x12⁷/₈"x3³/₁₆")
GW-EBTMOS



FANTALE

327x327x4mm (12⁷/₈"x12⁷/₈"x3³/₁₆")
GW-FNTMOS



THABANA

327x327x4mm (12⁷/₈"x12⁷/₈"x3³/₁₆")
GW-THBMOS

* These sheets contain transparent pieces. Please see important information pages before installation.

* Ces plaques contiennent des éléments transparents. Veuillez consulter les pages avant de procéder à l'installation.

* Diese Matten enthalten durchsichtige Elemente. Bitte lesen Sie vor der Installation Seite.

* Deze matten bevatten transparante stukken. Raadpleeg pagina's voorafgaand aan de installatie.

* Эти листы содержат прозрачные фрагменты. Перед укладкой см. разделы "Важная информация".

Mixed Blends

20mm ($13/16$ ")



Kinabalu




BUTAJIRA*

327x327x4mm ($12\frac{7}{8}$ "x $12\frac{7}{8}$ "x $\frac{3}{16}$ ")
GW-BTJMOS



SHALA*

327x327x4mm ($12\frac{7}{8}$ "x $12\frac{7}{8}$ "x $\frac{3}{16}$ ")
GW-SHLMOS



TOUBKAL

327x327x4mm ($12\frac{7}{8}$ "x $12\frac{7}{8}$ "x $\frac{3}{16}$ ")
GW-TKLMOS



KINABALU

327x327x4mm ($12\frac{7}{8}$ "x $12\frac{7}{8}$ "x $\frac{3}{16}$ ")
GW-KINMOS



ELGON

327x327x4mm ($12\frac{7}{8}$ "x $12\frac{7}{8}$ "x $\frac{3}{16}$ ")
GW-EGNMOS



TOUSSIDE

327x327x4mm ($12\frac{7}{8}$ "x $12\frac{7}{8}$ "x $\frac{3}{16}$ ")
GW-TSSMOS



* These sheets contain transparent pieces. Please see important information pages before installation.

* Ces plaques contiennent des éléments transparents. Veuillez consulter les pages avant de procéder à l'installation.

* Diese Matten enthalten durchsichtige Elemente. Bitte lesen Sie vor der Installation Seite.

* Deze matten bevatten transparante stukken. Raadpleeg pagina's voorafgaand aan de installatie.

* Эти листы содержат прозрачные фрагменты. Перед укладкой см. разделы "Важная информация".


Recycled Matt

20mm ($13/16$ ")

A range made from a blend of recycled glass. The four contemporary designs, with their soft and muted colours, are equally at home in a bathroom or spa.




Kamet




KONGUR

327x327x4mm ($12\frac{7}{8}$ "x $12\frac{7}{8}$ "x $\frac{3}{16}$ ")
GW-KNGMOS




KAMET

327x327x4mm ($12\frac{7}{8}$ "x $12\frac{7}{8}$ "x $\frac{3}{16}$ ")
GW-KAMMOS



LOPEUI

327x327x4mm ($12\frac{7}{8}$ "x $12\frac{7}{8}$ "x $\frac{3}{16}$ ")
GW-LPEMOS



MUZTAG

327x327x4mm ($12\frac{7}{8}$ "x $12\frac{7}{8}$ "x $\frac{3}{16}$ ")
GW-MUZMOS

Glass

8 Tile Panels



A bold and beautiful graduation of hues adds a vibrant intensity to any room, creating dramatic and stunning effects. Used vertically or horizontally these 8 tile panels draw the eye through the gradual change of colour to create a sense of endless space.

▼ Marsabit 8 tile panels on the wall, with Black Tonga Pebble Borders around the pool edge



8 Tile Panels

A bold and beautiful graduation of colours can add a vibrant intensity to any room to create dramatic and stunning effects. Use vertically or horizontally for truly contemporary designs; these 8 tile panels elevate a room, drawing the eye through the graduation of colour to create a sense of endless space.



Mixed Blends
24mm (1")



8

7

6













5

4

3

2

1






PACIFIC

300x300x5mm (x8)
(11¹³/₁₆"x11¹³/₁₆"x³/₁₆") (x8)
GW-PACPAN


BEAUFORT

300x300x5mm (x8)
(11¹³/₁₆"x11¹³/₁₆"x³/₁₆") (x8)
GW-BEAPAN

Mixed Blends 20mm (13/16")



Recycled Matt 20mm (13/16")



LIKAU

327x327x4mm (x8)
(12⁷/₈"x12⁷/₈"x3³/₁₆") (x8)
GW-LIKPAN

MENEGAI

327x327x4mm (x8)
(12⁷/₈"x12⁷/₈"x3³/₁₆") (x8)
GW-MENPAN

SUSWA

327x327x4mm (x8)
(12⁷/₈"x12⁷/₈"x3³/₁₆") (x8)
GW-SSWPAN

NYAMBENI

327x327x4mm (x8)
(12⁷/₈"x12⁷/₈"x3³/₁₆") (x8)
GW-NYMPAN

MARSABIT

327x327x4mm (x8)
(12⁷/₈"x12⁷/₈"x3³/₁₆") (x8)
GW-MRBPAN

Glass

Clear, Mixed, Frosted, Tumbled,
Mirrored & Stained Glass Effect



Think of a colour, and then think of glass. We offer the widest choice of hues to fulfil every decorator's wildest dream. Plain glass and mixtures; frosted and gloss surfaces; mirror tiles and stained glass: they are all here in mouth-watering shades for tasteful bathrooms and good-enough to eat kitchens.

▼ Wall: Velvet Bloom with Tileworks Slate Di Savoia Mosaic Finish glazed porcelain
Floor: Tileworks Slate Di Savoia Argento glazed porcelain




Mystique

A collection of gorgeously twinkling colours which range from sleek silver through lovely seascape blues and green to the opulent red of Velvet Bloom. You can ring the changes from square mosaics too, with the two penny rounds of Mists and Vista.




Reflection




SHIMMER

295x295x4mm (11⁵/₈"x11⁵/₈"x³/₁₆")
GW-SHMMOS Tile size: 15mm (9/16")




SHADOW

295x295x4mm (11⁵/₈"x11⁵/₈"x³/₁₆")
GW-SHDMOS Tile size: 15mm (9/16")




BREEZE

295x295x4mm (11⁵/₈"x11⁵/₈"x³/₁₆")
GW-BRZMOS Tile size: 15mm (9/16")




SPHERE

295x295x4mm (11⁵/₈"x11⁵/₈"x³/₁₆")
GW-SPHMOS Tile size: 15mm (9/16")




RIPPLE

295x295x4mm (11⁵/₈"x11⁵/₈"x³/₁₆")
GW-RPLMOS Tile size: 15mm (9/16")




SHORELINE

295x295x4mm (11⁵/₈"x11⁵/₈"x³/₁₆")
GW-SLNMOS Tile size: 15mm (9/16")




SURPRISE

295x295x4mm (11⁵/₈"x11⁵/₈"x³/₁₆")
GW-SPRMOS Tile size: 15mm (9/16")



DUSK

295x295x4mm (11⁵/₈"x11⁵/₈"x³/₁₆")
CODE Tile size: 15mm (9/16")



MOONLIGHT


295x295x4mm (11⁵/₈"x11⁵/₈"x³/₁₆")
GW-MLTMOS Tile size: 15mm (9/16")

Please note that Mystique mosaics can be placed in kitchens and bathrooms but are not suitable for showers.
Veuillez noter que les mosaïques Mystique peuvent être posées dans les cuisines et salles de bains mais pas dans les douches.
Bitte beachten Sie, dass Mystique Mosaik zur Verwendung in Küchen und Bädern geeignet sind, nicht jedoch für Duschen.
Let op: Mystique mozaïeken zijn geschikt voor keukens en badkamers maar niet voor in een douche.
Обратите внимание, что мозаику Mystique можно использовать в кухнях и ванных комнатах, но не в душевых кабинках.




**DAWN**


295x295x4mm ($11\frac{5}{8}$ "x $11\frac{5}{8}$ "x $\frac{3}{16}$ ")
GW-DWNMOS Tile size: 15mm ($\frac{9}{16}$ ")

**REFLECTION**


295x295x4mm ($11\frac{5}{8}$ "x $11\frac{5}{8}$ "x $\frac{3}{16}$ ")
GW-RFLMOS Tile size: 15mm ($\frac{9}{16}$ ")

**VELVET BLOOM**

295x295x4mm ($11\frac{5}{8}$ "x $11\frac{5}{8}$ "x $\frac{3}{16}$ ")
GW-VTBMOS Tile size: 15mm ($\frac{9}{16}$ ")

**MISTS**

310x310x4mm ($12\frac{3}{16}$ "x $12\frac{3}{16}$ "x $\frac{3}{16}$ ")
GW-MISMOS Tile size: 18mm ($1\frac{1}{16}$ ")

**VISTA**

310x310x4mm ($12\frac{3}{16}$ "x $12\frac{3}{16}$ "x $\frac{3}{16}$ ")
GW-VSTMOS Tile size: 18mm ($1\frac{1}{16}$ ")




Velvet Bloom with Tileworks Slate Di Savoia Mosaic Finish glazed porcelain

Mantra

On close inspection these mosaics have hidden depths beneath the smooth, clear glass surface, from the soft pastels of Illusion, the shimmering sunset of Mirage to Crystal Blue's ocean hues. All are perfect for transforming any room into an oasis of beauty and calm.



Illusion



CRYSTAL BLUE

327x327x3mm ($12\frac{7}{8}$ "x $12\frac{7}{8}$ "x $\frac{1}{8}$ "

GW-CRYMOS

Tile size: 19mm ($\frac{3}{4}$ "




ILLUSION

300x300x8mm ($11\frac{13}{16}$ "x $11\frac{13}{16}$ "x $\frac{5}{16}$ "

GW-ILSMOS

Tile size: 23mm ($\frac{7}{8}$ "



OASIS

300x300x8mm ($11\frac{13}{16}$ "x $11\frac{13}{16}$ "x $\frac{5}{16}$ "

GW-OASMOS

Tile size: 23mm ($\frac{7}{8}$ "






Crystal Blue with Tileworks Parisian White on the floor

Ibiza

These über cool tiles are named after famous Ibiza clubs. Pump up the music and turn down the lights to fully appreciate the divine El Divino, the glitzy glamour of Pacha and the moody sparkle of Amnesia and Eden. The natural home for nocturnal Mambo is centre stage, of course.




El Divino (mirror tile)



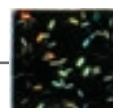
EL DIVINO

301x301x4mm (11⁷/₈"x11⁷/₈"x³/₁₆")
GW-EDIMOS
Tile size: 15mm (9/₁₆")




PACHA

300x300x8mm (11¹³/₁₆"x11¹³/₁₆"x⁵/₁₆")
GW-PCHMOS
Tile size: 23mm (7/₈")




Detail to show colours




AMNESIA

300x300x8mm (11¹³/₁₆"x11¹³/₁₆"x⁵/₁₆")
GW-AMNMOS
Tile size: 23mm (7/₈")



EDEN

300x300x8mm (11¹³/₁₆"x11¹³/₁₆"x⁵/₁₆")
GW-EDEMOS
Tile size: 23mm (7/₈")



MAMBO

327x327x4mm (12⁷/₈"x12⁷/₈"x³/₁₆")
GW-MAMMOS
Tile size: 15mm (9/₁₆")





Ethereal Range

The irregular surfaces, mixed textures and dappled colours (some with iridescent flashes) of these mosaics lend themselves well to many interior styles.



Morning Dew



DAPPLED SKY

305x315x3mm (12"x12³/₈"x1¹/₈")
GW-DAPMOS



AUTUMN HAZE

305x315x3mm (12"x12³/₈"x1¹/₈")
GW-AUTMOS



SUNRAY

305x315x3mm (12"x12³/₈"x1¹/₈")
GW-SUNMOS




EVENING GLOW

305x315x3mm (12"x12³/₈"x1¹/₈")
GW-EVGMOS



MORNING DEW

305x315x3mm (12"x12³/₈"x1¹/₈")
GW-MRDMOS



STORM CLOUD

305x302x3mm (12"x11⁷/₈"x1¹/₈")
GW-STCMOS



CENOZOIC

313x313x3mm (12⁵/₁₆"x12⁵/₁₆"x1¹/₈")
GW-CENMOS



HOLOCENE

313x313x3mm (12⁵/₁₆"x12⁵/₁₆"x1¹/₈")
GW-HOLMOS



Stained Glass

These stained glass mosaics are hand produced in the same, traditional way as Original Tiffany lampshades. Molten glass is fused together to make different colours, then rolled and stamped out into the required shapes. Use them en masse or as border edging with complementary or contrasting colours and textures.




Masa



ATELIER

285x265x3mm (11¹/₄"x10⁷/₁₆"x1¹/₈")
GW-ATEMOS




MASA

285x265x3mm (11¹/₄"x10⁷/₁₆"x1¹/₈")
GW-MSAMOS



GAVROCHE

285x265x3mm (11¹/₄"x10⁷/₁₆"x1¹/₈")
GW-GAVMOS



PLAZA

285x265x3mm (11¹/₄"x10⁷/₁₆"x1¹/₈")
GW-PLAMOS



NOBU

285x265x3mm (11¹/₄"x10⁷/₁₆"x1¹/₈")
GW-NBUMOS



Plain Glass

24mm (1")

Produce beautifully understated effects using these pure and simple colours on their own, or, for more dramatic results, combine them with other colours or even different materials such as stone and ceramic from our other product ranges.




Kara




ARCTIC

300x300x5mm (11¹³/₁₆"x11¹³/₁₆"x³/₁₆")
GW-ARTMOS




AMUNDSEN

300x300x5mm (11¹³/₁₆"x11¹³/₁₆"x³/₁₆")
GW-AMUMOS




SULU

300x300x5mm (11¹³/₁₆"x11¹³/₁₆"x³/₁₆")
GW-SULMOS




JAVA

300x300x5mm (11¹³/₁₆"x11¹³/₁₆"x³/₁₆")
GW-JAVMOS



AQABA

300x300x5mm (11¹³/₁₆"x11¹³/₁₆"x³/₁₆")
GW-AQAMOS



KARA

300x300x5mm (11¹³/₁₆"x11¹³/₁₆"x³/₁₆")
GW-KARMOS




Mixed Mosaics

24mm (1")

There's a wide range of colours here, from a pretty sparkle to more dark and moody mixtures, enabling you to create rooms as individual as you are.




Okhotsk




OKHOTSK (SPARKLE)

300x300x5mm (11¹³/₁₆"x11¹³/₁₆"x³/₁₆")
GW-OKHMOS




BARING

300x300x5mm (11¹³/₁₆"x11¹³/₁₆"x³/₁₆")
GW-BARMOS




BEAUFORT

300x300x5mm (11¹³/₁₆"x11¹³/₁₆"x³/₁₆")
GW-BEAMOS




RED

300x300x5mm (11¹³/₁₆"x11¹³/₁₆"x³/₁₆")
GW-REDMOS




LIGURIAN

300x300x5mm (11¹³/₁₆"x11¹³/₁₆"x³/₁₆")
GW-LIGMOS




LABRADOR

300x300x5mm (11¹³/₁₆"x11¹³/₁₆"x³/₁₆")
GW-LABMOS



SERAM

300x300x5mm (11¹³/₁₆"x11¹³/₁₆"x³/₁₆")
GW-SRMMOS




CELEBES

300x300x5mm (11¹³/₁₆"x11¹³/₁₆"x³/₁₆")
GW-CELMOS







Coral

**INDIAN**


300x300x5mm (11¹³/₁₆"x11¹³/₁₆"x³/₁₆")
GW-IDNMOS

**ARABIAN**


300x300x5mm (11¹³/₁₆"x11¹³/₁₆"x³/₁₆")
GW-ARBMOS

**CORAL**


300x300x5mm (11¹³/₁₆"x11¹³/₁₆"x³/₁₆")
GW-CRLMOS

**ANDAMAN**


300x300x5mm (11¹³/₁₆"x11¹³/₁₆"x³/₁₆")
GW-ANDMOS

**PACIFIC**


300x300x5mm (11¹³/₁₆"x11¹³/₁₆"x³/₁₆")
GW-PACMOS

**ATLANTIC**


300x300x5mm (11¹³/₁₆"x11¹³/₁₆"x³/₁₆")
GW-ATLMOS

**TASMAN**

300x300x5mm (11¹³/₁₆"x11¹³/₁₆"x³/₁₆")
GW-TASMOS

**CARIBBEAN**

300x300x5mm (11¹³/₁₆"x11¹³/₁₆"x³/₁₆")
GW-CARMOS

**MEDITERRANEAN**

300x300x5mm (11¹³/₁₆"x11¹³/₁₆"x³/₁₆")
GW-MEDMOS

Tumbled Beach Washed

Mixed 24mm (1")

As each glass piece is applied at random in these mixed sheets, there is no formal repeating pattern, just ocean-washed hues which look beautiful offset against stone or ceramic. A perfect choice for bathrooms and showers.




Nicaragua




POWELL

304x304x10mm (12"x12"x $\frac{3}{8}$ ")
GW-POWMOST




MANITOBA

304x304x10mm (12"x12"x $\frac{3}{8}$ ")
GW-MANMOST




ATHABASCA

304x304x10mm (12"x12"x $\frac{3}{8}$ ")
GW-ATHMOST




WINNIPEG

304x304x10mm (12"x12"x $\frac{3}{8}$ ")
GW-WINMOST



HAVASU

304x304x10mm (12"x12"x $\frac{3}{8}$ ")
GW-HAVMOST




NICARAGUA

304x304x10mm (12"x12"x $\frac{3}{8}$ ")
GW-NCAMOST







Tahoe

**HURON**


304x304x10mm (12"x12"x $\frac{3}{8}$ ")
GW-HURMOST

**SUPERIOR**


304x304x10mm (12"x12"x $\frac{3}{8}$ ")
GW-SUPMOST

**MICHIGAN**


304x304x10mm (12"x12"x $\frac{3}{8}$ ")
GW-MCGMOST

**ONTARIO**

304x304x10mm (12"x12"x $\frac{3}{8}$ ")
GW-ONTMOST

**TAHOE**

304x304x10mm (12"x12"x $\frac{3}{8}$ ")
GW-TAHMOST

**ERIE**

304x304x10mm (12"x12"x $\frac{3}{8}$ ")
GW-EREMOST

Tumbled Earth Brickbond

Single 24x48mm (1"x17/8")

Here is order, achieved subtly with brickbond pattern. Neutral earth tones, inspired by nature, enhance the calming effect of the brick pattern, the detail of which provides a subtle counterpoint to large, plain surface areas in kitchens and bathrooms.



Ganges



GANGES

304x304x10mm (12"x12"x3/8")
GW-GANMOSBBT



PARANA

304x304x10mm (12"x12"x3/8")
GW-PRNMOSBBT



SEVERN

304x304x10mm (12"x12"x3/8")
GW-SEVMOSBBT



DARLING

304x304x10mm (12"x12"x3/8")
GW-DARMOSBBT



Tumbled Earth Brickbond

Mixed 24x48mm (1"x17/8")


Set entirely at random, the rhythm of what appears at first glance to be a repeat pattern in the tesserae is immediately appealing in these handsome mixes of earthy mosaics. Inspired by subtle natural hues, the colours in the glass are further softened by tumbling.

Superior



VOLTA

304x304x10mm (12"x12"x3/8")
GW-VTAMOSBBT



SUPERIOR

304x304x10mm (12"x12"x3/8")
GW-SUPMOSBBT



CHAD

304x304x10mm (12"x12"x3/8")
GW-CHAMOSBBT



MWERU

304x304x10mm (12"x12"x3/8")
GW-MWRMOSBBT



TANGANYIKA

304x304x10mm (12"x12"x3/8")
GW-TGKMOSBBT



VICTORIA

304x304x10mm (12"x12"x3/8")
GW-VCTMOSBBT



NYASA

304x304x10mm (12"x12"x3/8")
GW-NYSMOSBBT

Frosted Pebbles

Banish sharp edges. Smooth, curved and soft in appearance, with a gem-like quality as they gleam in the light, glass pebbles create an effortlessly contemporary look with their seamless pattern and natural charm.




Sumatra (recess grouted)




SUMATRA

300x300x10-14mm
(11¹³/₁₆"x11¹³/₁₆"x³/₈"-1/2")
GW-SUMATRA



BORNEO

300x300x10-14mm
(11¹³/₁₆"x11¹³/₁₆"x³/₈"-1/2")
GW-BORNEO



FLORES

300x300x10-14mm
(11¹³/₁₆"x11¹³/₁₆"x³/₈"-1/2")
GW-FLORES



Flores (flush grouted)




Offset Sky Clear & Frosted

Single 24mm (1")


Offset mosaics create a touch of contemporary chic. Jewel-like colours, as clear and sharp as a winter's day, sweep through any setting like a breath of fresh air, reflecting light and increasing the feeling of space in a room.

Indus Clear




YUKON CLEAR

304x304x10mm (12"x12"x $\frac{3}{8}$ ")
GW-YUKMOSOFFC




MISSISSIPPI CLEAR

304x304x10mm (12"x12"x $\frac{3}{8}$ ")
GW-MSPMOSOFFC




COLUMBIA FROSTED

304x304x10mm (12"x12"x $\frac{3}{8}$ ")
GW-COLMOSOFFF




JORDAN CLEAR

304x304x10mm (12"x12"x $\frac{3}{8}$ ")
GW-JORMOSOFFC




INDUS CLEAR

304x304x10mm (12"x12"x $\frac{3}{8}$ ")
GW-INDMOSOFFC




VOLGA FROSTED

304x304x10mm (12"x12"x $\frac{3}{8}$ ")
GW-VOLMOSOFFF



JORDAN FROSTED

304x304x10mm (12"x12"x $\frac{3}{8}$ ")
GW-JORMOSOFFF



INDUS FROSTED

304x304x10mm (12"x12"x $\frac{3}{8}$ ")
GW-INDMOSOFFF



Offset Sky Clear & Frosted

Mixed 24mm (1")


Offsetting the mosaics scatters the sharp colours in a score of different directions, creating an aura of luxury.



Donegal Clear



OKHOTSK (SPARKLE) CLEAR
304x304x10mm (12"x12"x $\frac{3}{8}$ ")
GW-OKHMOSOFFC



HATTERAS CLEAR
304x304x10mm (12"x12"x $\frac{3}{8}$ ")
GW-HATMOSOFFC




HUDSON CLEAR
304x304x10mm (12"x12"x $\frac{3}{8}$ ")
GW-HUDMOSOFFC




DONEGAL CLEAR
304x304x10mm (12"x12"x $\frac{3}{8}$ ")
GW-DONMOSOFFC



CHESAPEAKE CLEAR
304x304x10mm (12"x12"x $\frac{3}{8}$ ")
GW-CHEMOSOFFC



NAPOLI CLEAR
304x304x10mm (12"x12"x $\frac{3}{8}$ ")
GW-NAPMOSOFFC




DELAWARE CLEAR
304x304x10mm (12"x12"x $\frac{3}{8}$ ")
GW-DELMOSOFFC







Cardigan Frosted




CARDIGAN CLEAR
304x304x10mm (12"x12"x $\frac{3}{8}$ ")
GW-CDGMOSOFFC




BISCAY CLEAR
304x304x10mm (12"x12"x $\frac{3}{8}$ ")
GW-BCYMOSOFFC



BENGAL CLEAR
304x304x10mm (12"x12"x $\frac{3}{8}$ ")
GW-BGLMOSOFFC



CARDIGAN FROSTED
304x304x10mm (12"x12"x $\frac{3}{8}$ ")
GW-CDGMOSOFFF



BISCAY FROSTED
304x304x10mm (12"x12"x $\frac{3}{8}$ ")
GW-BCYMOSOFFF

Clear Brickbond

24x48mm (1"x17/8")

Make a style statement with a uniform linear pattern. The structured order of brickwork adds another dimension to any tiled area, offering distinguished and contemporary designs.



Volta



ARCTIC

300x300x10mm (11¹³/₁₆"x11¹³/₁₆"x3/8")
GW-ARTMOSBBC




VOLTA

300x300x10mm (11¹³/₁₆"x11¹³/₁₆"x3/8")
GW-VTAMOSBBC




SUPERIOR

300x300x10mm (11¹³/₁₆"x11¹³/₁₆"x3/8")
GW-SUPMOSBBC



VICTORIA

300x300x10mm (11¹³/₁₆"x11¹³/₁₆"x3/8")
GW-VCTMOSBBC



CHAD

300x300x10mm (11¹³/₁₆"x11¹³/₁₆"x3/8")
GW-CHAMOSBBC



TANGANYIKA

300x300x10mm (11¹³/₁₆"x11¹³/₁₆"x3/8")
GW-TGKMOSBBC





Tumbled Earth

Mixed 48mm (1 $\frac{7}{8}$ ")

Misted hues of moor, meadow and shoreline, captured in squares of tumbled glass. Look again and you will see that each translucent 'square' has been tumbled to soften and age the edges.

Chad




VOLTA

300x300x10mm (11 $\frac{13}{16}$ "x11 $\frac{13}{16}$ "x $\frac{3}{8}$ ")
GW-VTAMOS48T




SUPERIOR

300x300x10mm (11 $\frac{13}{16}$ "x11 $\frac{13}{16}$ "x $\frac{3}{8}$ ")
GW-SUPMOS48T




KARIBA

300x300x10mm (11 $\frac{13}{16}$ "x11 $\frac{13}{16}$ "x $\frac{3}{8}$ ")
GW-KRBMOS48T




CHAD

300x300x10mm (11 $\frac{13}{16}$ "x11 $\frac{13}{16}$ "x $\frac{3}{8}$ ")
GW-CHAMOS48T



MWERU

300x300x10mm (11 $\frac{13}{16}$ "x11 $\frac{13}{16}$ "x $\frac{3}{8}$ ")
GW-MWRMOS48T




TANGANYIKA

300x300x10mm (11 $\frac{13}{16}$ "x11 $\frac{13}{16}$ "x $\frac{3}{8}$ ")
GW-TGKMOS48T




VICTORIA

300x300x10mm (11 $\frac{13}{16}$ "x11 $\frac{13}{16}$ "x $\frac{3}{8}$ ")
GW-VCTMOS48T



NYASA

300x300x10mm (11 $\frac{13}{16}$ "x11 $\frac{13}{16}$ "x $\frac{3}{8}$ ")
GW-NYSMOS48T



ALBERT

300x300x10mm (11 $\frac{13}{16}$ "x11 $\frac{13}{16}$ "x $\frac{3}{8}$ ")
GW-ALBMOS48T



Random Pattern Clear Mixed

Create a point of interest using different shaped tiles arranged in an apparently random order. The clear finish juxtaposed with the unusual combinations of shapes gives an individual look.



Tanganyika



VOLTA

304x304x10mm (12"x12"x $\frac{3}{8}$ ")
GW-VTAMOSR



HURON

304x304x10mm (12"x12"x $\frac{3}{8}$ ")
GW-HURMOSR



VICTORIA

304x304x10mm (12"x12"x $\frac{3}{8}$ ")
GW-VCTMOSR



CHAPALA

304x304x10mm (12"x12"x $\frac{3}{8}$ ")
GW-CPAMOSR



MWERU

304x304x10mm (12"x12"x $\frac{3}{8}$ ")
GW-MWRMOSR



TANGANYIKA

304x304x10mm (12"x12"x $\frac{3}{8}$ ")
GW-TGKMOSR



Random Pattern Frosted Mixed

For a softer, more muted look, go for a frosted finish.

Volta



VOLTA

304x304x10mm (12"x12"x $\frac{3}{8}$ ")
GW-VTAMOSRF



HURON

304x304x10mm (12"x12"x $\frac{3}{8}$ ")
GW-HURMOSRF



VICTORIA

304x304x10mm (12"x12"x $\frac{3}{8}$ ")
GW-VCTMOSRF




CHAPALA

304x304x10mm (12"x12"x $\frac{3}{8}$ ")
GW-CPAMOSRF



VOLTA

304x304x10mm (12"x12"x $\frac{3}{8}$ ")
GW-VTAMOSRM



ANGELINA

304x304x10mm (12"x12"x $\frac{3}{8}$ ")
GW-ANGMOSRM

Random Pattern Clear & Frosted

Combining clear and frosted tiles in a mixed format adds depth to a design giving a three-dimensional appearance.

Glass Paradise Range



Unlike our other mosaics which are backed with mesh, the ranges on the following pages are faced with either film or paper. Because of the clear or translucent nature of some of the individual pieces, a standard mesh backing would show through and spoil the overall effect.

▼ Spectre, Tropical Collection



Tropical Collection

(Film Faced*) 15mm (5/8")

Look closely at the individual pieces that make up these mosaic sheets - some have softly flowing textures and merging colours, some are translucent, others are iridescent. Combined together the full effect is spectacular. Choose from two sizes and 18 colours.



Bijou




HELMI

300x300x4mm (11¹³/₁₆"x11¹³/₁₆"x³/₁₆")
GW-HELMOS



KALPA

300x300x4mm (11¹³/₁₆"x11¹³/₁₆"x³/₁₆")
GW-KALMOS



AMBRE

300x300x4mm (11¹³/₁₆"x11¹³/₁₆"x³/₁₆")
GW-AMB MOS



BIJOU

300x300x4mm (11¹³/₁₆"x11¹³/₁₆"x³/₁₆")
GW-BIJMOS



KOHAR

300x300x4mm (11¹³/₁₆"x11¹³/₁₆"x³/₁₆")
GW-KOHMOS




JALAPA

300x300x4mm (11¹³/₁₆"x11¹³/₁₆"x³/₁₆")
GW-JALMOS



SAFIRA

300x300x4mm (11¹³/₁₆"x11¹³/₁₆"x³/₁₆")
GW-SAFMOS



PHOENICIA

300x300x4mm (11¹³/₁₆"x11¹³/₁₆"x³/₁₆")
GW-PHOMOS



JUVELA

300x300x4mm (11¹³/₁₆"x11¹³/₁₆"x³/₁₆")
GW-JUVMOS



Tropical Collection

(Film Faced*) 25mm (1")

GLASS



Fantasy



CHI

320x320x6mm (12⁵/₈"x12⁵/₈"x1¹/₄")
GW-CHIMOS



SERENE

320x320x6mm (12⁵/₈"x12⁵/₈"x1¹/₄")
GW-SERMOS



DREAM

320x320x6mm (12⁵/₈"x12⁵/₈"x1¹/₄")
GW-DREMOS



SPECTRE

320x320x6mm (12⁵/₈"x12⁵/₈"x1¹/₄")
GW-SPEMOS




SPIRIT

320x320x6mm (12⁵/₈"x12⁵/₈"x1¹/₄")
GW-SPIMOS



FANTASY

320x320x6mm (12⁵/₈"x12⁵/₈"x1¹/₄")
GW-FANMOS




UTOPIA

320x320x6mm (12⁵/₈"x12⁵/₈"x1¹/₄")
GW-UTOMOS



GENIE

320x320x6mm (12⁵/₈"x12⁵/₈"x1¹/₄")
GW-GENMOS



QUEST

320x320x6mm (12⁵/₈"x12⁵/₈"x1¹/₄")
GW-QUEMOS

* These sheets are film faced. Please see pages 135-145 before installation.
* La surface de ces plaques est recouverte par un film. Veuillez consulter les pages 135-145 avant de procéder à l'installation.
* Diese Matten sind vorderseitig mit Folie verklebt. Bitte lesen Sie vor der Installation Seite 135-145.
* Deze matten hebben een folie laag. Raadpleeg pagina's 135-145 voorafgaand aan de installatie.
* Эти листы покрыты пленкой. Перед укладкой см. стр. 135-145.

The Lagoon Collection

Natural & Pearl (Paper Faced*) 25mm (1")

These iridescent translucent mosaics are exquisite, like mother-of-pearl. They come in natural, pearl or silk finish (see the next page), all gloriously random in texture and colour.



Lafayette Pearl




MILK PEARL

327x327x6mm (12⁷/₈"x12⁷/₈"x1¹/₄")
GW-MKPPMOS




LAFAYETTE PEARL

327x327x6mm (12⁷/₈"x12⁷/₈"x1¹/₄")
GW-LFPPMOS



GALIANO PEARL

327x327x6mm (12⁷/₈"x12⁷/₈"x1¹/₄")
GW-GLPPMOS



SILVERMOON PEARL

327x327x6mm (12⁷/₈"x12⁷/₈"x1¹/₄")
GW-SLPPMOS




HENEY PEARL

327x327x6mm (12⁷/₈"x12⁷/₈"x1¹/₄")
GW-HYPPMOS







Schwan Natural

**MARQUETTE NATURAL**


327x327x6mm (12⁷/₈"x12⁷/₈"x1/4")
GW-MQNPMS

**LATOUCHE NATURAL**


327x327x6mm (12⁷/₈"x12⁷/₈"x1/4")
GW-LTNPMOS

**SCHWAN NATURAL**


327x327x6mm (12⁷/₈"x12⁷/₈"x1/4")
GW-SCNPMOS

**SERPENTINE NATURAL**

327x327x6mm (12⁷/₈"x12⁷/₈"x1/4")
GW-SPNPMOS

**CASCADE NATURAL**

327x327x6mm (12⁷/₈"x12⁷/₈"x1/4")
GW-CSNPMOS

**GUYOT NATURAL**

327x327x6mm (12⁷/₈"x12⁷/₈"x1/4")
GW-GYNPMOS

* These sheets are paper faced. Please see pages 135-145 before installation.

* La surface de ces plaques est recouverte de papier. Veuillez consulter les pages 135-145 avant de procéder à l'installation.

* Diese Matten sind vorderseitig mit Papier verklebt. Bitte lesen Sie vor der Installation Seite 135-145.

* Deze matten hebben een papieren laag. Raadpleeg pagina's 135-145 voorafgaand aan de installatie.

* Мозаика с бумажной основой: Перед укладкой см. стр. 135-145.

The Lagoon Collection

Silk (Paper Faced*) 25mm (1")

Like Pearl and Natural, the Silk Lagoon mosaics are stunning and would make any room look special.



Galiano Silk




MILK SILK

327x327x6mm (12⁷/₈"x12⁷/₈"x1¹/₄")
GW-MKSPMOS




LAFAYETTE SILK

327x327x6mm (12⁷/₈"x12⁷/₈"x1¹/₄")
GW-LFSPMOS




GALIANO SILK

327x327x6mm (12⁷/₈"x12⁷/₈"x1¹/₄")
GW-GLSPMOS



SILVERMOON SILK

327x327x6mm (12⁷/₈"x12⁷/₈"x1¹/₄")
GW-SLSPMOS



SERPENTINE SILK

327x327x6mm (12⁷/₈"x12⁷/₈"x1¹/₄")
GW-SPSPMOS







Cascade Silk

**SADDLEBAG SILK**


327x327x6mm (12⁷/₈"x12⁷/₈"x1¹/₄")
GW-SDSPMOS

**MARQUETTE SILK**


327x327x6mm (12⁷/₈"x12⁷/₈"x1¹/₄")
GW-MQSPMOS

**LATOUCHE SILK**


327x327x6mm (12⁷/₈"x12⁷/₈"x1¹/₄")
GW-LTSPMOS

**SCHWAN SILK**

327x327x6mm (12⁷/₈"x12⁷/₈"x1¹/₄")
GW-SCSPMOS

**CASCADE SILK**

327x327x6mm (12⁷/₈"x12⁷/₈"x1¹/₄")
GW-CSSPMOS

**GUYOT SILK**

327x327x6mm (12⁷/₈"x12⁷/₈"x1¹/₄")
GW-GYSPMOS

* These sheets are paper faced. Please see pages 135-145 before installation.

* La surface de ces plaques est recouverte de papier. Veuillez consulter les pages 135-145 avant de procéder à l'installation.

* Diese Matten sind vorderseitig mit Papier verklebt. Bitte lesen Sie vor der Installation Seite 135-145.

* Deze matten hebben een papieren laag. Raadpleeg pagina's 135-145 voorafgaand aan de installatie.

* Мозаика с бумажной основой: Перед укладкой см. стр. 135-145.

Mixed

Glass, Stone, Ceramic,
Porcelain, Metal & Wood



This section contains an exciting array of mosaics in combinations of glass, stone, ceramic, porcelain, metal and wood, giving you a multitude of choices of colour and texture.

▼ Golpo on back wall, Chumu on the columns with Jai on the column bases

GLASS, STONE, CERAMIC,
PORCELAIN, METAL & WOOD



Safari; Prospect

Evoke the ambiance, sights and colours of the African savannah with the stone mosaics of Safari. The on-trend darker tones and subtle metal effects of Prospect mosaics (made from pieces of stone and ceramic) look good combined with other natural materials, or with cement-style large format tiles (from our Tileworks Collection) for industrial-style interiors.




Kalahari

Safari



KALAHARI

300x300x8mm (11¹³/₁₆"x11¹³/₁₆"x⁵/₁₆")
EW-KHRMOS
Tile size: 23mm (⁷/₈")



MAASAI

300x300x8mm (11¹³/₁₆"x11¹³/₁₆"x⁵/₁₆")
EW-MAAMOS
Tile size: 23mm (⁷/₈")




AMBOSELI

298x260x8mm (11¹¹/₁₆"x10¹/₄"x⁵/₁₆")
EW-ABSMOS
Tile size: 73x23mm (2⁷/₈"x ⁷/₈")



Please note that Safari mosaics can be placed in kitchens and bathrooms but are not suitable for showers.
Veuillez noter que les mosaïques Safari peuvent être posées dans les cuisines et salles de bains mais pas dans les douches.
Bitte beachten Sie, dass Safari Mosaik zur Verwendung in Küchen und Bädern geeignet sind, nicht jedoch für Duschen.
Let op: Safari mozaïeken zijn geschikt voor keukens en badkamers maar niet voor in een douche.
Обратите внимание, что мозаику Safari можно использовать в кухнях и ванных комнатах, но не в душевых кабинах.

Prospect



IMPHAL

300x300x8mm (11¹³/₁₆"x11¹³/₁₆"x⁵/₁₆")
EW-IMPMS
Tile size: 23mm (⁷/₈")



ANGAMI

298x260x8mm (11¹¹/₁₆"x10¹/₄"x⁵/₁₆")
EW-AGMMOS
Tile size: 73x23mm (2⁷/₈"x ⁷/₈")



NAGA

298x260x8mm (11¹¹/₁₆"x10¹/₄"x⁵/₁₆")
EW-NGAMOS
Tile size: 73x23mm (2⁷/₈"x ⁷/₈")






Wall: Naga
Floor: Tileworks
Zelo Slimline
White porcelain

Seasons

These mosaics are made up of clear, frosted and/or iridescent glass, glazed stone, and small engravings of symbols, flowers and other intriguing patterns to add a sense of mystery. The iridescent pieces will reflect the light.




KHOIS

300x300x8mm (11¹³/₁₆"x11¹³/₁₆"x⁵/₁₆")
EW-KHOMOS
Tile size: 15mm (⁹/₁₆")



ONYA

300x300x8mm (11¹³/₁₆"x11¹³/₁₆"x⁵/₁₆")
EW-ONYMOS
Tile size: 15mm (⁹/₁₆")




BASU

300x300x8mm (11¹³/₁₆"x11¹³/₁₆"x⁵/₁₆")
EW-BASMOS
Tile size: 15mm (⁹/₁₆")



Khois



MORIJ

300x300x8mm (11¹³/₁₆"x11¹³/₁₆"x⁵/₁₆")
EW-MRJMOS
Tile size: 15mm (⁹/₁₆")

Please note that Seasons mosaics can be placed in kitchens and bathrooms but are not suitable for showers.

Veuillez noter que les mosaïques Seasons peuvent être posées dans les cuisines et salles de bains mais pas dans les douches.

Bitte beachten Sie, dass Seasons Mosaik zur Verwendung in Küchen und Bädern geeignet sind, nicht jedoch für Duschen.



Let op: Seasons mozaïeken zijn geschikt voor keukens en badkamers maar niet voor in een douche.

Обратите внимание, что мозаику Seasons можно использовать в кухнях и ванных комнатах, но не в душевых кабинках.


Emotion

If you like rich colours, you'll love these three mixed mosaics!
Made from glass, stone and engraved pieces.




GLASS, STONE, CERAMIC,
PORCELAIN, METAL & WOOD

Desire




DESIRE

300x300x8mm (11¹³/₁₆"x11¹³/₁₆"x⁵/₁₆")
EW-DESMOS
Tile size: 23mm (⁷/₈")



LUST

300x300x8mm (11¹³/₁₆"x11¹³/₁₆"x⁵/₁₆")
EW-LUSMOS
Tile size: 23mm (⁷/₈")



OBSESSION

300x300x8mm (11¹³/₁₆"x11¹³/₁₆"x⁵/₁₆")
EW-OBSMOS
Tile size: 23mm (⁷/₈")



Obsession

Please note that Emotion mosaics can be placed in kitchens and bathrooms but are not suitable for showers.
Veuillez noter que les mosaïques Emotion peuvent être posées dans les cuisines et salles de bains mais pas dans les douches.
Bitte beachten Sie, dass Emotion Mosaik zur Verwendung in Küchen und Bädern geeignet sind, nicht jedoch für Duschen.
Let op: Emotion mozaïeken zijn geschikt voor keukens en badkamers maar niet voor in een douche.
Обратите внимание, что мозаику Emotion можно использовать в кухнях и ванных комнатах, но не в душевых кабинках.



Earth & Fire

15mm ($\frac{9}{16}$ ")

Gorgeous on their own, Earth and Fire mosaics will also co-ordinate beautifully with other natural materials such as wood, stone and metal surfaces.




Aura




ROIS

301x301x8mm ($11\frac{7}{8}$ "x $11\frac{7}{8}$ "x $\frac{5}{16}$ ")
EW-ROIMOS



GOLPO

301x301x8mm ($11\frac{7}{8}$ "x $11\frac{7}{8}$ "x $\frac{5}{16}$ ")
EW-GOLMOS



EXTI

301x301x8mm ($11\frac{7}{8}$ "x $11\frac{7}{8}$ "x $\frac{5}{16}$ ")
EW-EXTMOS




LIAL

301x301x8mm ($11\frac{7}{8}$ "x $11\frac{7}{8}$ "x $\frac{5}{16}$ ")
EW-LIAMOS



DIVINE*

301x301x8mm ($11\frac{7}{8}$ "x $11\frac{7}{8}$ "x $\frac{5}{16}$ ")
GW-DIVMOS



AURA

301x301x8mm ($11\frac{7}{8}$ "x $11\frac{7}{8}$ "x $\frac{5}{16}$ ")
GW-AUAMOS




ETHEREAL

301x301x8mm ($11\frac{7}{8}$ "x $11\frac{7}{8}$ "x $\frac{5}{16}$ ")
GW-ETHMOS



SPLENDOUR

301x301x8mm ($11\frac{7}{8}$ "x $11\frac{7}{8}$ "x $\frac{5}{16}$ ")
GW-SPLMOS



LESO*

301x301x8mm ($11\frac{7}{8}$ "x $11\frac{7}{8}$ "x $\frac{5}{16}$ ")
EW-LESMOS



** Please note, if you use EW-DASMOS Dias in wet areas the appearance of these tiles will change.

** Veuillez noter: si vous utilisez les mosaïques Dias EW-DASMOS dans des emplacements humides, leur apparence changera avec l'eau mais ils redeviendront satinés une fois sec.

** Bitte beachten Sie, dass sich das Aussehen der Fliesen ändert, wenn EW-DASMOS Dias Fliesen in Nassbereichen verwendet werden.

** Let op: als u EW-DASMOS Dias gebruikt in een natte omgeving dan verandert het uiterlijk van deze tegels.

** Обратите внимание: при укладке EW-DASMOS Dias во влажных помещениях внешний вид этой плитки изменится.

* These sheets contain metal. Please see pages 135-145 before installation.

* Ces plaques contiennent du métal. Veuillez consulter les pages 135-145 avant de procéder à l'installation.

* Diese Matten enthalten Metall. Bitte lesen Sie vor der Installation Seite 135-145.

* Deze matten bevatten metaal. Raadpleeg pagina's 135-145 voorafgaand aan de installatie.

* Эти листы содержат металл. Перед укладкой см. стр. 135-145.




Dias



SHANIR

301x301x8mm (11⁷/₈"x11⁷/₈"x⁵/₁₆")
EW-SHAMOS




CHUMU

301x301x8mm (11⁷/₈"x11⁷/₈"x⁵/₁₆")
EW-CHUMOS



AMAR

301x301x8mm (11⁷/₈"x11⁷/₈"x⁵/₁₆")
EW-AMAMOS



JAI

301x301x8mm (11⁷/₈"x11⁷/₈"x⁵/₁₆")
EW-JAIMOS



RADIANCE

301x301x8mm (11⁷/₈"x11⁷/₈"x⁵/₁₆")
GW-RADMOS




HOTAT

301x301x8mm (11⁷/₈"x11⁷/₈"x⁵/₁₆")
EW-HOTMOS




ALDO

301x301x8mm (11⁷/₈"x11⁷/₈"x⁵/₁₆")
EW-ALDMOS



ORLA*

301x301x8mm (11⁷/₈"x11⁷/₈"x⁵/₁₆")
EW-ORLMOS



DIAS**

301x301x8mm (11⁷/₈"x11⁷/₈"x⁵/₁₆")
EW-DASMOS


Earth & Fire

15mm ($\frac{9}{16}$ "

More random but pleasing mixes of stone, glass, ceramic and metal. Some have an occasional tiny motif or icon. It's almost like finding a small, perfectly formed fossil or nugget of gold on a beach of pebbles.



Pamplona




VIEDO*

300x300x8mm ($11\frac{13}{16}$ "x $11\frac{13}{16}$ "x $\frac{5}{16}$ "
GW-VIEMOS



PAMPLONA

300x300x8mm ($11\frac{13}{16}$ "x $11\frac{13}{16}$ "x $\frac{5}{16}$ "
GW-PAMMOS




CARINTHIA*

300x300x8mm ($11\frac{13}{16}$ "x $11\frac{13}{16}$ "x $\frac{5}{16}$ "
GW-CRAMOS




RENA*

300x300x8mm ($11\frac{13}{16}$ "x $11\frac{13}{16}$ "x $\frac{5}{16}$ "
GW-RENMOS




RAKORAM

300x300x8mm ($11\frac{13}{16}$ "x $11\frac{13}{16}$ "x $\frac{5}{16}$ "
GW-RKOMOS



KANDAHAR*

301x301x8mm ($11\frac{7}{8}$ "x $11\frac{7}{8}$ "x $\frac{5}{16}$ "
GW-KANMOS



MANDALAY*

301x301x8mm ($11\frac{7}{8}$ "x $11\frac{7}{8}$ "x $\frac{5}{16}$ "
GW-MNDMOS



Earth & Fire

23mm (7/8")

* These sheets contain metal (Zamo contains copper). Please see pages 135-145 before installation.
 * Ces plaques contiennent du métal (Zamo contient du cuivre). Veuillez consulter les pages 135-145 avant de procéder à l'installation.
 * Diese Matten enthalten Metall (Zamo enthält Kupfer). Bitte lesen Sie vor der Installation Seite 135-145.
 * Deze matten bevatten metaal (Zamo bevat koper). Raadpleeg pagina's 135-145 voorafgaand aan de installatie.
 * Эти листы содержат металл (Замо содержит медь). Перед укладкой см. стр. 135-145.



GLASS, STONE, CERAMIC,
PORCELAIN, METAL & WOOD

Zamo




GOA

300x300x8mm (11¹³/₁₆"x11¹³/₁₆"x5⁵/₁₆")
GW-GOAMOS



PRADESH

300x300x8mm (11¹³/₁₆"x11¹³/₁₆"x5⁵/₁₆")
GW-PRAMOS




VALEN*

300x300x8mm (11¹³/₁₆"x11¹³/₁₆"x5⁵/₁₆")
GW-VALMOS



ZAMO*

300x300x8mm (11¹³/₁₆"x11¹³/₁₆"x5⁵/₁₆")
GW-ZAMMOS




MADRAS

298x298x8mm (11³/₄"x11³/₄"x5⁵/₁₆")
EW-MADMOS



KOLKATA

298x298x8mm (11³/₄"x11³/₄"x5⁵/₁₆")
EW-KOLMOS



CHENNAI

298x298x8mm (11³/₄"x11³/₄"x5⁵/₁₆")
EW-CHEMOS







Manaslu

Glass & Metal

23mm (7/8")

Mixes of subtly coloured glass are mingled with brushed aluminium pieces for a light and modern look.



Actamira

Glass & Stone

23mm (7/8")

Strong earthy tones or warm pinks and purples in textured stone with random inserts of glass with an inner sparkle.

GLASS, STONE, CERAMIC,
PORCELAIN, METAL & WOOD



PAGAI*

300x300x8mm (11¹³/₁₆"x11¹³/₁₆"x⁵/₁₆"")
GW-PAGMOS




BATU*

300x300x8mm (11¹³/₁₆"x11¹³/₁₆"x⁵/₁₆"")
GW-BATMOS




MANASLU*

300x300x8mm (11¹³/₁₆"x11¹³/₁₆"x⁵/₁₆"")
GW-MANMOS



ACTAMIRA

300x300x8mm (11¹³/₁₆"x11¹³/₁₆"x⁵/₁₆"")
EW-ACTMOS



MOGAO

300x300x8mm (11¹³/₁₆"x11¹³/₁₆"x⁵/₁₆"")
EW-MOGMOS



POSTOJNA

300x300x8mm (11¹³/₁₆"x11¹³/₁₆"x⁵/₁₆"")
EW-POSMOS

* These sheets contain metal. Please see pages 135-145 before installation.
* Ces plaques contiennent du métal. Veuillez consulter les pages 135-145 avant de procéder à l'installation.
* Diese Matten enthalten Metall. Bitte lesen Sie vor der Installation Seite 135-145.
* Deze matten bevatten metaal. Raadpleeg pagina's 135-145 voorafgaand aan de installatie.
* Эти листы содержат металл. Перед укладкой см. стр. 135-145.




Metallic Glazed Ceramic; Wood

Igneous, Pyroclas and Crucible are ceramic with a metallic glaze, although they seem to be wrought from highly polished bronze, brass, copper and tin. Wooden Surabaya (recycled from old fishing boats) has warm amber, russet and cinnamon tones; Lombok is a mix of bamboo, aluminium and glass; Ceylon is made from coconut shells.



Igneous

Metallic Glazed Ceramic




IGNEOUS

327x327x7mm (12⁷/₈"x12⁷/₈"x¹/₄")
CS-INGCM
Tile size: 20mm (1³/₁₆")



PYROCLAS

307x297x8mm (12¹/₁₆"x11¹¹/₁₆"x⁵/₁₆")
CS-PYRGCM
Tile size: 75x35mm (2¹⁵/₁₆"x 1³/₈")



CRUCIBLE

298x298x7mm (11³/₄"x11³/₄"x¹/₄")
CS-CRUGCM

Coconut, Bamboo, Wood



CEYLON*

280x300x6mm (11"x11¹³/₁₆"x¹/₄")
EW-CEYMS
Tile size: 40x20mm (1⁹/₁₆"x 1³/₁₆")



LOMBOK*

300x300x8mm (11¹³/₁₆"x11¹³/₁₆"x⁵/₁₆")
GW-LOMMOS
Tile size: 23mm (7/₈")
*Contains metal



SURABAYA*

301x301x10mm (11⁷/₈"x11⁷/₈"x³/₈")
EW-SURMOS
Tile size: 30mm (1³/₁₆")

* These sheets contain wood/bamboo/coconut and/or metal. Please see pages 135-145 before installation.

* Ces plaques contiennent du bois/du bambou/de la noix de coco et/ou du métal. Veuillez consulter les pages 135-145 avant de procéder à l'installation.

* Diese Matten enthalten Holz/Bambus/Kokosnuss und/oder Metall. Bitte lesen Sie vor der Installation Seite 135-145.

* Deze matten bevatten hout/bamboe/kokosnoot en/of metaal. Raadpleeg pagina's 135-145 voorafgaand aan de installatie.

* Эти листы содержат дерево/бамбук/кокос и/или металл. Перед укладкой см. стр. 135-145.



Metal



Metal mosaics reflect lifestyle as much as colour, and should be used with confidence. The clean bold lines and shapes of these metals – available in both polished and softly brushed finishes – enhance and complement any nearby surfaces in stone, wood, glass, ceramic or brick.

▼ Artillery Brushed and Fusilier Brushed




Metal Polished & Brushed


An expanse of metal mosaics on your kitchen wall will certainly bring out the professional chef in you. As well as being contemporary in style, metal can also be a practical solution in many different locations.



Artillery Brushed



ARTILLERY POLISHED METAL
305x285x5mm (12"x11¹/₄"x³/₁₆")
EW-ARTPPR (3/4") diameter




ARTILLERY BRUSHED METAL
305x285x5mm (12"x11¹/₄"x³/₁₆")
EW-ARTBPR
Tile size: 20mm (3/4") diameter




DRAGOON POLISHED METAL
286x275x10mm (11¹/₄"x10⁷/₈"x³/₈")
EW-DRGPH
Tile size: 30mm (1¹/₈") across edge to edge



DRAGOON BRUSHED METAL*
286x275x10mm (11¹/₄"x10⁷/₈"x³/₈")
EW-DRGBH
Tile size: 30mm (1¹/₈") across edge to edge




GRENADIER POLISHED METAL*
296x296x10mm (11¹¹/₁₆"x11¹¹/₁₆"x³/₈")
EW-GREN15
Tile size: 15x15mm (5/8"x5/8")



GRENADIER BRUSHED METAL*
296x296x10mm (11¹¹/₁₆"x11¹¹/₁₆"x³/₈")
EW-GRENB15
Tile size: 15x15mm (5/8"x5/8")



HUSSAR POLISHED METAL*
296x296x8mm (11¹¹/₁₆"x11¹¹/₁₆"x⁵/₁₆")
EW-HUSP23
Tile size: 23x23mm (7/8"x7/8")



HUSSAR BRUSHED METAL
296x296x8mm
(11¹¹/₁₆"x11¹¹/₁₆"x⁵/₁₆")
EW-HUSB23
Tile size: 23x23mm (7/8"x7/8")



* These sheets contain metal. Please see pages 135-145 before installation.
 * Ces plaques contiennent du métal. Veuillez consulter les pages 135-145 avant de procéder à l'installation.
 * Diese Matten enthalten Metall. Bitte lesen Sie vor der Installation Seite 135-145.
 * Deze matten bevatten metaal. Raadpleeg pagina's 135-145 voorafgaand aan de installatie.
 * Эти листы содержат металл. Перед укладкой см. стр. 135-145.



Chasseur Brushed

**LANCER POLISHED METAL**

306x287x8mm ($12\frac{1}{16}$ "x $11\frac{5}{8}$ "x $\frac{5}{16}$ ")
 EW-LANP2X3
 Tile size: 20x30mm ($\frac{3}{4}$ "x $1\frac{1}{8}$ ")

**LANCER BRUSHED METAL**

306x287x8mm ($12\frac{1}{16}$ "x $11\frac{5}{8}$ "x $\frac{5}{16}$ ")
 EW-LANB2X3
 Tile size: 20x30mm ($\frac{3}{4}$ "x $1\frac{1}{8}$ ")

**CAVALIER POLISHED METAL**

262x262x8mm ($10\frac{3}{8}$ "x $10\frac{3}{8}$ "x $\frac{5}{16}$ ")
 EW-CAVPBB
 Tile sizes: 20x20mm and 63x20mm
 ($\frac{3}{4}$ "x $\frac{3}{4}$ " and $2\frac{1}{2}$ "x $\frac{3}{4}$ ")

**CAVALIER BRUSHED METAL**

262x262x8mm ($10\frac{3}{8}$ "x $10\frac{3}{8}$ "x $\frac{5}{16}$ ")
 EW-CAVBBB
 Tile sizes: 20x20mm and 63x20mm
 ($\frac{3}{4}$ "x $\frac{3}{4}$ " and $2\frac{1}{2}$ "x $\frac{3}{4}$ ")

**BATTALION POLISHED METAL**

296x296x8mm ($11\frac{11}{16}$ "x $11\frac{11}{16}$ "x $\frac{5}{16}$ ")
 EW-BATP47
 Tile size: 47x47mm ($1\frac{7}{8}$ "x $1\frac{7}{8}$ ")

**BATTALION BRUSHED METAL**


296x296x8mm ($11\frac{11}{16}$ "x $11\frac{11}{16}$ "x $\frac{5}{16}$ ")
 EW-BATB47
 Tile size: 47x47mm ($1\frac{7}{8}$ "x $1\frac{7}{8}$ ")

**CHASSEUR POLISHED METAL**

310x227x8mm ($12\frac{1}{4}$ "x $8\frac{15}{16}$ "x $\frac{5}{16}$ ")
 EW-CHAPBB
 Tile size: 75x150mm (3 "x $5\frac{7}{8}$ ")

**CHASSEUR BRUSHED METAL**

310x227x8mm ($12\frac{1}{4}$ "x $8\frac{15}{16}$ "x $\frac{5}{16}$ ")
 EW-CHABBB
 Tile size: 75x150mm (3 "x $5\frac{7}{8}$ ")

**REGIMENT POLISHED METAL**

305x305x8mm (12 "x 12 "x $\frac{5}{16}$ ")
 EW-REGBP15
 Tile size: 15mm ($\frac{9}{16}$ ")





Jules Verne


Metal Polished & Brushed

The polished surfaces boldly mirror light and colour, and brushed satin finishes soften reflections and are very much at home with natural materials such as wood and stone. It's worth looking closely at Jules Verne: this unusual aluminium mosaic is made up from a map of the world!



FUSILIER POLISHED METAL

303x287x8mm (11¹⁵/₁₆"x11⁵/₁₆"x⁵/₁₆")
EW-FUSPS
Tile size: 25x150mm (3¹/₄"x5⁷/₈")



FUSILIER BRUSHED METAL

303x287x8mm (11¹⁵/₁₆"x11⁵/₁₆"x⁵/₁₆")
EW-FUSBS
Tile size: 25x150mm (3¹/₄"x5⁷/₈")




CUIRASSIER BLACK BRUSHED METAL

292x278x8mm (11¹/₂"x10¹⁵/₁₆"x⁵/₁₆")
EW-CURBB
Tile size: 92x23mm (3⁵/₈"x7⁷/₈")




CUIRASSIER STEEL BRUSHED METAL

292x278x8mm (11¹/₂"x10¹⁵/₁₆"x⁵/₁₆")
EW-CURBS
Tile size: 92x23mm (3⁵/₈"x7⁷/₈")



HIGHLANDER POLISHED & BRUSHED METAL

295x295x8mm (11⁵/₈"x11⁵/₈"x⁵/₁₆")
EW-HIGBW
Tile size: 48x24, 10x10mm
(1⁷/₈"x1⁵/₁₆, 3³/₈"x3³/₈")



JULES VERNE

288x288x4mm (11⁵/₁₆"x11⁵/₁₆"x³/₁₆")
EW-JUVEP
Tile size: 10mm (3³/₈")



* These sheets contain metal. Please see pages 135-145 before installation.

* Ces plaques contiennent du métal. Veuillez consulter les pages 135-145 avant de procéder à l'installation.

* Diese Matten enthalten Metall. Bitte lesen Sie vor der Installation Seite 135-145.

* Deze matten bevatten metaal. Raadpleeg pagina's 135-145 voorafgaand aan de installatie.

* Эти листы содержат металл. Перед укладкой см. стр. 135-145.




Aluminium


These ultramodern mosaics look stylish in contemporary settings, whether residential or commercial. Stellar and Telstar have a subtle gold-like sheen. The effect of three-dimensional Torque is sensational.




Stellar



STELLAR* (anodized, brushed)
260x270x8mm ($10\frac{1}{4}" \times 10\frac{5}{8}" \times \frac{5}{16}"$)
EW-STLMOS
Tile size: 30x17mm ($1\frac{3}{16}" \times 1\frac{11}{16}"$)



TELSTAR* (anodized, brushed)
300x300x8mm ($11\frac{13}{16}" \times 11\frac{13}{16}" \times \frac{5}{16}"$)
EW-TLSMOS
Tile size: 48mm ($1\frac{1}{8}"$)



TORQUE* (brushed)
270x270x8/10/12mm
($10\frac{5}{8}" \times 10\frac{5}{8}" \times \frac{5}{16}" / \frac{3}{8}" / \frac{1}{2}"$)
EW-TORMOS
Tile size: 15x30mm ($\frac{5}{8}" \times 1\frac{3}{16}"$)



* Please see pages 135-145 regarding aluminium mosaics before installation.
* Veuillez vous référer aux pages 135-145 concernant les mosaïques en aluminium avant de procéder à leur installation.
* Bitte lesen Sie vor der Installation Seite 135-145 bezüglich Aluminiummosaikfliesen.
* Raadpleeg pagina's 135-145 voor aluminium mozaïektegels voorafgaand aan de installatie.
* Перед укладкой алюминиевой мозаики см. стр. 135-145.

Copper

Three copper mosaics that have the power of transformation. If you install them outside in covered areas exposed to moisture they will, over time, acquire a stunning patina of verdigris. Their antiqued autumnal shades could turn into tones of green. Inside or outside, they will look stunning in both rustic and modern settings. (not suitable for kitchens or bathrooms).



Alchemy Brick




ALCHEMY SQUARE

305x305x10mm (12"x12"x³/₈")

EW-ALCAC20

Tile size: 20mm (¹³/₁₆")



ALCHEMY CUBE

305x305x8mm (12"x12"x⁵/₁₆")

EW-ALCAC48

Tile size: 48mm (¹⁷/₈")



ALCHEMY BRICK

298x286x8mm (11³/₄"x11¹/₄"x⁵/₁₆")

EW-ALCACBB

Tile size: 98x30mm (3⁷/₈"x¹³/₁₆")



* Please see pages 135-145 regarding copper mosaics before installation.

* Veuillez vous référer aux pages 135-145 concernant les mosaïques en cuivre avant de procéder à leur installation.

* Bitte lesen Sie vor der Installation Seite 135-145 bezüglich Kupfermosaikfliesen.

* Raadpleeg pagina's 135-145 voor koperen mozaïektegels voorafgaand aan de installatie.

* Перед укладкой медной мозаики см. стр. 135-145.



Porcelain



Our Aegean mosaics are made from glazed porcelain, a beautiful and hard-working material for changing rooms, bathrooms and wet rooms. There's a choice of colours and finishes too, from the glossy starburst tiles to earthy tones for a rustic look.

▼ Dorian and Ionian



Aegean Mosaics

23mm (7/8")

All the mosaics shown on this page have a glorious wet-look finish. Look more closely and you will see a tiny starburst of vivid colour contained within each individual piece, making every one a unique miniature work of art. Those shown opposite are slightly thicker, with a textured, less glossy finish.




Thasos



SIROS

305x305x6mm (12"x12"x1/4")
EW-AGSIR




THASOS

305x305x6mm (12"x12"x1/4")
EW-AGTHA




MYKANOS

305x305x6mm (12"x12"x1/4")
EW-AGMYK




NAXOS

305x305x6mm (12"x12"x1/4")
EW-AGNAX



PAROS

305x305x6mm (12"x12"x1/4")
EW-AGPAR



ANDROS

305x305x6mm (12"x12"x1/4")
EW-AGAND





Dorian



DORIAN

305x305x8mm (12"x12"x $\frac{5}{16}$ ")
EW-AGDOR



KARIAN

305x305x8mm (12"x12"x $\frac{5}{16}$ ")
EW-AGKAR




MINOAN

305x305x8mm (12"x12"x $\frac{5}{16}$ ")
EW-AGMIN



IONIAN

305x305x8mm (12"x12"x $\frac{5}{16}$ ")
EW-AGION



MYCENEAN

305x305x8mm (12"x12"x $\frac{5}{16}$ ")
EW-AGMYC

Floor Tiles

These attractive floor tiles are a practical option for bathrooms, and they can be used with underfloor heating. The colour and patterns work well in both traditional settings (with our Artworks wall tile range for example) and modern minimalist interiors.



Classic Octagon & Dot with Artworks wall tiles




MOONBEAM PENNY ROUND
292x310x6mm (11¹/₂"x12¹/₄"x1¹/₄")
CS-PRMOON




WHITE HONEYCOMB
297x257x6mm (11³/₄"x10¹/₈"x1¹/₄")
CS-HNYCOMW



BLACK AND WHITE HONEYCOMB
297x257x6mm (11³/₄"x10¹/₈"x1¹/₄")
CS-HNYCOMWB



CLASSIC OCTAGON & DOT
292x292x6mm (11¹/₂"x11¹/₂"x1¹/₄")
CS-OCTDOT



BASKETWEAVE
297x297x6mm (11³/₄"x11³/₄"x1¹/₄")
CS-BSKMOS



Basketweave





Stone



Stone as a material is a natural choice for homemakers. Subtleties of tone and texture will always provide inspiration, and will always harmonise with changing styles and colour schemes. In the following pages of stone mosaics you'll find something suitable for every trend and every taste.

▼ Venetian Mosaic Chic Noce Travertine Honed, with Earthworks Levantine Ivory Travertine Unfilled on wall and floor







Polished Marble

These highly polished marble mosaics will shine in many locations: kitchens, bathrooms, showers, in fact most places you need a hard-working and beautiful surface.

Polished Marble Mixed Verde



POLISHED MARBLE MIXED NOIR

305x305x10mm (12"x12"x $\frac{3}{8}$ ")

EW-VMPMN23

Tile size: 23mm ($\frac{7}{8}$ ")



POLISHED MARBLE MIXED VERDE

305x305x10mm (12"x12"x $\frac{3}{8}$ ")

EW-VMPMV23

Tile size: 23mm ($\frac{7}{8}$ ")




POLISHED MARBLE SORRENTO 2.3

300x300x10mm (11 $\frac{13}{16}$ "x11 $\frac{13}{16}$ "x $\frac{3}{8}$ ")

EW-VMSORP23

Tile size: 23mm ($\frac{7}{8}$ ")



POLISHED MARBLE PERUGIA 2.3

300x300x10mm (11 $\frac{13}{16}$ "x11 $\frac{13}{16}$ "x $\frac{3}{8}$ ")

EW-VMPERP23

Tile size: 23mm ($\frac{7}{8}$ ")



POLISHED MARBLE SORRENTO 4.8

300x300x10mm (11 $\frac{13}{16}$ "x11 $\frac{13}{16}$ "x $\frac{3}{8}$ ")

EW-VMSORP48

Tile size: 48mm (1 $\frac{7}{8}$ ")



POLISHED MARBLE PERUGIA 4.8

300x300x10mm (11 $\frac{13}{16}$ "x11 $\frac{13}{16}$ "x $\frac{3}{8}$ ")

EW-VMPERP48

Tile size: 48mm (1 $\frac{7}{8}$ ")



Venetian Mosaics

10mm ($\frac{3}{8}$ ") / 15mm ($\frac{5}{8}$ ") / 23 ($\frac{7}{8}$ ")

In ancient Mesopotamia craftsmen cut stone to create the tiny pieces of tesserae that made up the earliest mosaics. Those used on walls were shaped and raised fractionally, to catch the ever changing quality of light and add beauty and interest to a surface that might otherwise be plain - or sometimes irregular.




Noce 1.0



BIANCO 1.0

305x305x10mm (12"x12"x $\frac{3}{8}$ ")
EW-VMBIANCO



GRISAILLE 1.0

305x305x10mm (12"x12"x $\frac{3}{8}$ ")
EW-VMGRIG1



CREMA 1.0

305x305x10mm (12"x12"x $\frac{3}{8}$ ")
EW-VMCREMA1



NOCE 1.0

305x305x10mm (12"x12"x $\frac{3}{8}$ ")
EW-VMNOCE1



CREMA CHIPPED EDGE 2.3

300x300x10mm (11 $\frac{13}{16}$ "x11 $\frac{13}{16}$ "x $\frac{3}{8}$ ")
EW-VMCREMACE



NOCE CHIPPED EDGE 2.3

300x300x10mm (11 $\frac{13}{16}$ "x11 $\frac{13}{16}$ "x $\frac{3}{8}$ ")
EW-VMNOCECE



Venetian Mosaics

23mm ($\frac{7}{8}$ ")

Cut and then softened by the action of 'tumbling' amongst harder stones, the Venetian-style mosaics on these pages are still hand-set in the traditional ways of early craftsmen.

Chipped Edge Crema with Noce 4.8



JERUSALEM GOLD 2.3
305x305x10mm (12"x12"x $\frac{3}{8}$ ")
EW-VMJGOLD



NOCE 2.3
305x305x10mm (12"x12"x $\frac{3}{8}$ ")
EW-VMNOCE



MIXED TRAVERTINE 2.3
305x305x10mm (12"x12"x $\frac{3}{8}$ ")
EW-VMTM23



GIALLO 2.3
305x305x10mm (12"x12"x $\frac{3}{8}$ ")
EW-VMGIALLO



CREMA 2.3
305x305x10mm (12"x12"x $\frac{3}{8}$ ")
EW-VMCREMA



HONEY (ONYX) 2.3
305x305x10mm (12"x12"x $\frac{3}{8}$ ")
EW-VMHONEY



JADE 2.3
305x305x10mm (12"x12"x $\frac{3}{8}$ ")
EW-VMJADE





Venetian Mosaics

25mm (1") / 30mm (1 1/8")

Plain or patterned, small or large, stone mosaics are extraordinarily versatile and can add beauty, colour and interest to virtually any wall or floor in any part of your domain, be it contemporary or traditional style.

Zamora 2.5



CORDOBA 2.5

300x300x10mm (11 13/16"x11 13/16"x3/8")
EW-VMCOR25




AUSTURIAN 2.5

300x300x10mm (11 13/16"x11 13/16"x3/8")
EW-VMAUS25




CATALONIA 2.5

300x300x10mm (11 13/16"x11 13/16"x3/8")
EW-VMCAT25




ZAMORA 2.5

300x300x10mm (11 13/16"x11 13/16"x3/8")
EW-VMZAM25



KOHIMA 2.5

300x300x10mm (11 13/16"x11 13/16"x3/8")
EW-VMKOH25



VITORIA 2.5

300x300x10mm (11 13/16"x11 13/16"x3/8")
EW-VMVIT25



AZAHAR

300x300x8mm (11 13/16"x11 13/16"x5/16")
EW-VMAZAT30
Tile size: 30mm (1 3/16")



Venetian Mosaics

48mm (1⁷/₈")

Lighter colours and smaller patterns help create the illusion of space, whilst darker and bolder ones can also be used to dramatic and pleasing effect.



Mixed Travertine 4.8 with Earthworks Crema Chair Rail and Levantine Ivory




CREMA 4.8

305x305x10mm (12"x12"x³/₈")
EW-VMCREMA48



CASTILLE 4.8

300x300x10mm (11¹³/₁₆"x11¹³/₁₆"x³/₈")
EW-VMCAS48



MORENIA 4.8

300x300x10mm (11¹³/₁₆"x11¹³/₁₆"x³/₈")
EW-VMMOR48



JERUSALEM GOLD 4.8

305x305x10mm (12"x12"x³/₈")
EW-VMJGOLD48



MIXED TRAVERTINE 4.8

305x305x10mm (12"x12"x³/₈")
EW-VMTM48



NOCE 4.8

305x305x10mm (12"x12"x³/₈")
EW-VMNOCE48




GIALLO 4.8

305x305x10mm (12"x12"x³/₈")
EW-VMGIALLO48



CORDOBA 4.8

300x300x10mm (11¹³/₁₆"x11¹³/₁₆"x³/₈")
EW-VMCOR48



AUSTURIAN 4.8

300x300x10mm (11¹³/₁₆"x11¹³/₁₆"x³/₈")
EW-VMAUS48






Austurian 4.8

**LANGREO 4.8**


300x300x10mm (11¹³/₁₆"x11¹³/₁₆"x³/₈")
EW-VMLAN48

**KOHIMA 4.8**


300x300x10mm (11¹³/₁₆"x11¹³/₁₆"x³/₈")
EW-VMKOH48

**CATALONIA 4.8**

300x300x10mm (11¹³/₁₆"x11¹³/₁₆"x³/₈")
EW-VMCAT48

**ZAMORA 4.8**

300x300x10mm (11¹³/₁₆"x11¹³/₁₆"x³/₈")
EW-VMZAM48

**VITORIA 4.8**

300x300x10mm (11¹³/₁₆"x11¹³/₁₆"x³/₈")
EW-VMVIT48

**MORENIA RECTANGLE**

300x300x10mm (11¹³/₁₆"x11¹³/₁₆"x³/₈")
EW-VMMORRECT

**NEVADA RECTANGLE**

300x300x10mm (11¹³/₁₆"x11¹³/₁₆"x³/₈")
EW-VMNEVRECT



Venetian Mosaics

Plain and patterned, large and small, brickbond, splitface, offset - stone mosaics are incredibly versatile and add colour and interest to virtually any part of your home.



Small Brickbond Crema Travertine Tumbled with Earthworks Crema Bullnose, and Tumbled Marble Mica Mix




SMALL BRICKBOND CREMA TRAVERTINE TUMBLED

305x305x10mm (12"x12"x $\frac{3}{8}$ ")
EW-VMCREMARECT



SMALL BRICKBOND BOTTOCINO TUMBLED

305x305x10mm (12"x12"x $\frac{3}{8}$ ")
EW-VMBOTTRECT



SMALL BRICKBOND JERUSALEM GOLD

305x305x10mm (12"x12"x $\frac{3}{8}$ ")
EW-VMJGOLDBB



BRICKBOND CREMA TRAVERTINE TUMBLED

305x305x10mm (12"x12"x $\frac{3}{8}$ ")
EW-VMBBCEMAM



BRICKBOND BOTTOCINO TUMBLED

305x305x10mm (12"x12"x $\frac{3}{8}$ ")
EW-VMBBBOTTM



SMALL BRICKBOND NOCE TRAVERTINE TUMBLED

305x305x10mm (12"x12"x $\frac{3}{8}$ ")
EW-VMNOCERECT





Brickbond Nero Tumbled



BRICKBOND NOCE TUMBLED
305x305x10mm (12"x12"x $\frac{3}{8}$ ")
EW-VMBBNOCEM



BRICKBOND ANDORRA*
300x300x10mm (11 $\frac{13}{16}$ "x11 $\frac{13}{16}$ "x $\frac{3}{8}$ ")
EW-VMANDBBS



BRICKBOND NERO TUMBLED
305x305x10mm (12"x12"x $\frac{3}{8}$ ")
EW-VMBBNEROM



BRICKBOND BEIGE
305x305x10mm (12"x12"x $\frac{3}{8}$ ")
EW-VMBBBEIGE



BRICKBOND CREMA
305x305x10mm (12"x12"x $\frac{3}{8}$ ")
EW-VMBBCREMA



LARGE BRICKBOND CANTABRIAN
300x300x10mm (11 $\frac{13}{16}$ "x11 $\frac{13}{16}$ "x $\frac{3}{8}$ ")
EW-VMCANBBL

* Please note, these tiles might vary slightly in thickness to dimensions as stated.

* Veuillez noter : l'épaisseur et les dimensions de ces carreaux peuvent varier par rapport à celles citées.

* Bitte beachten Sie, dass diese Fliesen mit Bezug auf die angegebenen Maße in der Dicke leicht variieren können.

* Let op: de dikte van de deze tegel kan enigszins verschillen ten opzichte van de vermelde afmetingen.

* Обратите внимание, что толщина этой плитки может немного отличаться от указанной.



Venetian Mosaics

These classic designs draw inspiration from patterns that were around in ancient Roman and Moorish worlds. Chipped and tumbled travertines in imitation of woven baskets and brickwork are perfect designs for kitchens or bathrooms where simplicity is key.



Black/Crema Octagon and Brickbond Crema




WHITE OCTAGON 10

310x310x10mm (12¹/₄"x12¹/₄"x³/₈")
EW-VMOCTW10




CREMA OCTAGON 10

310x310x10mm (12¹/₄"x12¹/₄"x³/₈")
EW-VMCRPENT10



BLACK/CREMA OCTAGON

300x300x10mm (11¹³/₁₆"x11¹³/₁₆"x³/₈")
EW-VMBLKOOT




WHITE OCTAGON 4.8

300x300x10mm (11¹³/₁₆"x11¹³/₁₆"x³/₈")
EW-VMOCTW48



CREMA PENTAGON 4.8

305x305x10mm (12"x12"x³/₈")
EW-VMCRPENT48



SPIRAL NOCE BLACK

300x300x10mm (11¹³/₁₆"x11¹³/₁₆"x³/₈")
EW-VMNOCESP



JERUSALEM GOLD BASKETWEAVE

300x300x10mm (11¹³/₁₆"x11¹³/₁₆"x³/₈")
EW-VMBJGOLD



FAN HONEY

160x270x10mm (6⁵/₁₆"x10⁵/₈"x³/₈")
EW-VMFANH
NB 43 per m²





Negra Black Splitface

Rustic

Smooth-edged corks of broken stones loosely arranged into interlocking shapes. It would be surprisingly difficult to achieve this seemingly artless and random effect with individual pieces.



SPLITFACE BEIGE

300x300x10mm (11¹³/₁₆"x11¹³/₁₆"x³/₈")
EW-VMSFBEIGE



SPLITFACE NOCE

300x300x10mm (11¹³/₁₆"x11¹³/₁₆"x³/₈")
EW-VMSFNOCE



LEVENTINE IVORY SPLITFACE

290x276x10mm (11³/₈"x10⁷/₈"x³/₈")
EW-LIVSFMOS



NEGRA BLACK SPLITFACE

290x276x10mm (11³/₈"x10⁷/₈"x³/₈")
EW-NEGSFMOS



RUSTIC SANDSTONE

290x290x10-14mm (11⁷/₁₆"x11⁷/₁₆"x³/₈"-⁹/₁₆")
EW-VMRSAN2



RUSTIC RED

290x290x10-14mm (11⁷/₁₆"x11⁷/₁₆"x³/₈"-⁹/₁₆")
EW-VMRRED2



RUSTIC OATMEAL

290x290x10-14mm (11⁷/₁₆"x11⁷/₁₆"x³/₈"-⁹/₁₆")
EW-VMROAT2



Pebble Mosaics

We have reduced the process of 'pebble creation' (perfected by Nature over millennia) by several thousand years. Stones are still tumbled in water until they are softly rounded but we carry out the whole process in weeks rather than in aeons and in such a way that we create a range of harmonised colours in (more or less) uniform sizes.



Black Tonga Pebble, Quail Maui Pebble and Border



IVORY SAMOA PEBBLE

290x290x10-14mm (11⁷/₁₆"x11⁷/₁₆"x³/₈"-⁹/₁₆")
EW-SAMOA2



BEIGE HAWAII PEBBLE

300x300x10-14mm (11¹³/₁₆"x11¹³/₁₆"x³/₈"-⁹/₁₆")
EW-HAWAII3



QUAIL MAUI PEBBLE

290x290x10-14mm (11⁷/₁₆"x11⁷/₁₆"x³/₈"-⁹/₁₆")
EW-MAUI2



IVORY SAMOA BORDER

250x100x10-14mm (9¹³/₁₆"x4"x³/₈"-⁹/₁₆")
EW-SAMOAB2



BEIGE HAWAII BORDER

270x100x10-14mm (10⁵/₈"x4"x³/₈"-⁹/₁₆")
EW-HAWAII3



QUAIL MAUI BORDER

250x100x10-14mm (9¹³/₁₆"x4"x³/₈"-⁹/₁₆")
EW-MAUIB2



GREEN BALI HAI PEBBLE*

290x290x10-14mm (11⁷/₁₆"x11⁷/₁₆"x³/₈"-⁹/₁₆")
EW-BALI HAI2



BLACK TONGA PEBBLE

290x290x10-14mm (11⁷/₁₆"x11⁷/₁₆"x³/₈"-⁹/₁₆")
EW-TONGA2



GREEN BALI HAI BORDER*

250x100x10-14mm (9¹³/₁₆"x4"x³/₈"-⁹/₁₆")
EW-BALI HAI B2



BLACK TONGA BORDER

250x100x10-14mm (9¹³/₁₆"x4"x³/₈"-⁹/₁₆")
EW-TONGAB2

* Please note that the pebbles in Green Bali Hai Mosaic and Border are flatter than the other pebbles on this page.

* Veuillez noter : les galets des mosaïques et bordures Green Bali Hai sont plus plats que les autres galets de cette page.

* Bitte beachten Sie, dass die Steinchen des Designs Bali Hai Green in Mosaik und Bordüre flacher sind, als die anderen Kieselmosaiks auf dieser Seite.

* Let op: de kiezels en de randen in de mozaïek Green Bali Hai zijn platter dan de andere kiezels op deze pagina.

* Обратите внимание, что галька, использованная в мозаике и бордюрах Green Bali Hai, более плоская, чем представленная на данной странице.



Linear Mosaics

Clever use of these contemporary linear mosaics, either horizontally or vertically, can create a feeling of space and harmony. Combine with co-ordinating colours or contrast light with dark.

Classic Mica Polished



TREND SORRENTO POLISHED
305x330x10mm (12"x13"x $\frac{3}{8}$ ")
EW-TRENDSOR



TREND MICA POLISHED
305x330x10mm (12"x13"x $\frac{3}{8}$ ")
EW-TRENDMIC



TREND NOCE HONED
305x330x10mm (12"x13"x $\frac{3}{8}$ ")
EW-TRENDNOCE



CLASSIC SORRENTO POLISHED
305x305x10mm (12"x12"x $\frac{3}{8}$ ")
EW-CLASSICSOR



CLASSIC MICA POLISHED
305x305x10mm (12"x12"x $\frac{3}{8}$ ")
EW-CLASSICMIC



CLASSIC NOCE HONED
305x305x10mm (12"x12"x $\frac{3}{8}$ ")
EW-CLASSICNOCE



CHIC BOTTOCINO POLISHED
305x305x10mm (12"x12"x $\frac{3}{8}$ ")
EW-VMCHICBOTT



CHIC NOCE TRAVERTINE HONED
305x305x10mm (12"x12"x $\frac{3}{8}$ ")
EW-VMCHICNOCE



Strata

Smooth and tactile, these striking stone and glass mosaics include colours of sand, eau de nil, smoke and mahogany. Such earthly shades will enhance walls in many situations. For understated elegance combine with more polished or honed natural stone tiles, or partner them with wooden work surfaces or plain walls.



Silurian



ALLUVIAL

334x304x8mm (13¹/₈"x12"x⁵/₁₆")
GW-ALLMOS



SILURIAN

334x304x8mm (13¹/₈"x12"x⁵/₁₆")
GW-SILMOS



CRETACEOUS

398x358x8mm (15¹¹/₁₆"x14¹/₈"x⁵/₁₆")
GW-CREMOS



JURASSIC

298x298x8mm (11³/₄"x11³/₄"x⁵/₁₆")
EW-JURASS





Medallions

For a touch of grandeur, use a medallion mosaic to make an incredible centrepiece; these medallions make a feature out of any floor.

Compass Noce with Ardennes
Honed Limestone from Earthworks



CLASSIC MEDALLION

603x603x10mm (23³/₄"x23³/₄"x³/₈")
EW-CLMMED



COMPASS NOCE

603x603x10mm (23³/₄"x23³/₄"x³/₈")
EW-CMPNOCE



Medallion Mosaics are shown at a scale of 1:10.
Les mosaïques Medallion sont représentées selon une échelle de 01/10.
Medallion Mosaiken sind im Maßstab 1:10 abgebildet.
Het mozaïek Medallion wordt weergegeven in een schaal van 1:10.
Мозаика Medallion Mosaics представлена в масштабе 1:10.

Stone Borders

Borders provide the finishing touches and add interest to a wall or floor. Use them to complement the main area of tiling or to provide a contrast of texture, colour or pattern.



Meseta with Earthworks Tumbled Marble Mica Mix, Small Chair Rail Crema and Bullnose Crema



ATHENIAN INTERLOCKING NOCE
300x50x10mm (11¹³/₁₆"x2"x³/₈")
EW-ATHINTN



ATHENIAN BRAID TRAVERTINE
300x50x10mm (11¹³/₁₆"x2"x³/₈")
EW-ATBRAIDT



NAMIB
290x65x10mm (11³/₈"x2¹/₂"x³/₈")
EW-ATNAM



ARABIAN SMALL
285x70x10mm (11¹/₄"x2³/₄"x³/₈")
EW-ATARBS



ARIZONA
280x70x10mm (11"x2³/₄"x³/₈")
EW-ATARZ



ATHENIAN QUADRANT TRAVERTINE
300x70x10mm (11¹³/₁₆"x2³/₄"x³/₈")
EW-ATQUADT



MESETA
280x85x10mm (11³/₈"x3³/₈"x³/₈")
EW-ATMES



GIBSON
305x100x10mm (12"x4"x³/₈")
EW-ATGIB



ARABIAN LARGE
310x100x10mm (12¹/₄"x4"x³/₈")
EW-ATARBL



NAVARINO
305x100x10mm (12"x4"x³/₈")
EW-ATNAV



SEVIER
290x125x10mm (11³/₈"x5"x³/₈")
EW-ATSEV



TANAMI
280x125x10mm (11"x5"x³/₈")
EW-ATTNM



ATHENIAN DIAMOND NOCE
300x100x10mm (11¹³/₁₆"x4"x³/₈")
EW-ATHDIAN




Stone & Metal Borders

Create an impact with a stone and metal border. These borders are truly versatile and can be used with a wide range of installations to complete the look of any room setting.

Mazatlan Brushed Border



ATHENIAN SCROLL BLACK
300x100x10mm (11¹³/₁₆"x4"x³/₈")
EW-ATSCROLLB



ATHENIAN SCROLL BLACK CORNER
100x100x10mm (4"x4"x³/₈")
EW-ATSCROLLBC



ATHENIAN ROPE BLACK
300x100x10mm (11¹³/₁₆"x4"x³/₈")
EW-ATROPEB



ATHENIAN ROPE BLACK CORNER
100x100x10mm (4"x4"x³/₈")
EW-ATROPEBC



ATHENIAN KEY BLACK
280x100x10mm (11"x4"x³/₈")
EW-ATKEYB



ATHENIAN KEY BLACK CORNER
100x100x10mm (4"x4"x³/₈")
EW-ATKEYBC



ATHENIAN BRAID BLACK
300x50x10mm (11¹³/₁₆"x2"x³/₈")
EW-ATBRAIDB



ATHENIAN QUADRANT BLACK
300x70x10mm (11¹³/₁₆"x2³/₄"x³/₈")
EW-ATQUADB



ATHENIAN DIAMOND BLACK
300x100x10mm (11¹³/₁₆"x4"x³/₈")
EW-ATHDIAB



MAZATLAN POLISHED*
340x47x8mm (13³/₈"x1⁷/₈"x⁵/₁₆")
EW-MAZPB



MAZATLAN HONED*
340x47x8mm (13³/₈"x1⁷/₈"x⁵/₁₆")
EW-MAZHB



ALTAI POLISHED
305x53x10mm (12"x2¹/₈"x³/₈")
EW-ALTPB



ALTAI HONED
305x53x10mm (12"x2¹/₈"x³/₈")
EW-ALTHB



ZAMA POLISHED
305x53x8mm (12"x2¹/₈"x⁵/₁₆")
EW-ZAMPB



CARIBOU
300x50x8mm (11¹³/₁₆"x2"x⁵/₁₆")
EW-CARHB

- * These sheets contain metal.
Please see pages 135-145 before installation.
* Ces plaques contiennent du métal. Veuillez consulter les pages 135-145 avant de procéder à l'installation.
* Diese Matten enthalten Metall. Bitte lesen Sie vor der Installation Seite 135-145.
* Deze matten bevatten metaal. Raadpleeg pagina's 135-145 voorafgaand aan de installatie.
* Эти листы содержат металл.
Перед укладкой см. стр. 135-145.

Stone, Metal & Glass Borders

Create an impact with a stone, glass and metal border. These borders are truly versatile and can be used with a wide range of installations to complete the look of any room setting.



Madalena Polished Border and Earthworks Dolomite White



ATACAMA POLISHED*

300x48x8mm (11¹³/₁₆"x1¹⁵/₁₆"x⁵/₁₆")
EW-ACMPB



SONOAN POLISHED*

300x48x8mm (11¹³/₁₆"x1¹⁵/₁₆"x⁵/₁₆")
EW-SONPB



ATACAMA HONED*

300x48x8mm (11¹³/₁₆"x1¹⁵/₁₆"x⁵/₁₆")
EW-ACMPB



SONOAN HONED*

300x48x8mm (11¹³/₁₆"x1¹⁵/₁₆"x⁵/₁₆")
EW-SONHB



MADALENA POLISHED*

340x47x8mm (13³/₈"x1⁷/₈"x⁵/₁₆")
EW-MDLPB



YUMA POLISHED*

340x47x8mm (13³/₈"x1⁷/₈"x⁵/₁₆")
EW-YMAPB



ESCALANTE POLISHED*

340x47x8mm (13³/₈"x1⁷/₈"x⁵/₁₆")
EW-ESCPB



MADALENA HONED*

340x47x8mm (13³/₈"x1⁷/₈"x⁵/₁₆")
EW-MDLHB



YUMA HONED*

340x47x8mm (13³/₈"x1⁷/₈"x⁵/₁₆")
EW-YMAHB



ESCALANTE HONED*

340x47x8mm (13³/₈"x1⁷/₈"x⁵/₁₆")
EW-ESCHB



PATAGONIAN POLISHED*

300x48x8mm (11¹³/₁₆"x1¹⁵/₁₆"x⁵/₁₆")
EW-PTGPB



HENGE

300x45x10mm (11¹³/₁₆"x1³/₄"x³/₈")
EW-HENGE



BORREGA

300x49x8mm (11¹³/₁₆"x2"x⁵/₁₆")
EW-BRRB



* These sheets contain metal. Please see pages 135-145 before installation.

* Ces plaques contiennent du métal. Veuillez consulter les pages 135-145 avant de procéder à l'installation.

* Diese Matten enthalten Metall. Bitte lesen Sie vor der Installation Seite 135-145.

* Deze matten bevatten metaal. Raadpleeg pagina's 135-145 voorafgaand aan de installatie.

* Эти листы содержат металл. Перед укладкой см. стр. 135-145.

Important Information

How many tiles will you need? / De combien de carreaux aurez-vous besoin?

Wie viele Fliesen brauchen Sie? / Hoeveel mozaïektegels hebt u nodig? / Сколько понадобится плиток?

Nominal mosaic sheet size* Taille Nominale de la Plaque de Mosaïque Nennmaße des Mosaikbogens Nominale afmetingen mozaïekmat Номинальный размер листа мозаики*	Inches	Mosaic sheets per sq metre Plaques de mosaïque par mètre carré Mosaikbögen pro Quadratmeter Mozaïekmatten per vierkante meter Листов мозаики на кв. метр	Mosaic sheets per sq foot
*160 x 270	6 ⁵ / ₁₆ x 10 ⁵ / ₈	43	4.0
200 x 200	7 ⁷ / ₈ x 7 ⁷ / ₈	25.0	2.3
260 x 270	10 ¹ / ₄ x 10 ⁵ / ₈	14.2	1.3
262 x 262	10 ⁵ / ₁₆ x 10 ⁵ / ₁₆	14.6	1.4
270 x 270	10 ⁵ / ₈ x 10 ⁵ / ₈	13.7	1.3
272 x 315	10 ¹¹ / ₁₆ x 12 ³ / ₈	11.7	1.1
280 x 300	11 x 11 ¹³ / ₁₆	11.9	1.1
285 x 265	11 ¹ / ₄ x 10 ⁷ / ₁₆	13.2	1.2
285 x 285	11 ¹ / ₄ x 11 ¹ / ₄	12.3	1.1
286 x 275	11 ¹ / ₄ x 10 ¹³ / ₁₆	12.7	1.2
290 x 276	11 ⁷ / ₁₆ x 10 ⁷ / ₈	12.9	1.2
290 x 290	11 ⁷ / ₁₆ x 11 ⁷ / ₁₆	11.9	1.1
290 x 305	11 ⁷ / ₁₆ x 12	11.3	1.0
292 x 278	11 ¹ / ₂ x 10 ¹⁵ / ₁₆	12.3	1.1
292 x 292	11 ¹ / ₂ x 11 ¹ / ₂	11.7	1.1
292 x 310	11 ¹ / ₂ x 12 ³ / ₁₆	11.0	1.0
294 x 294	11 ⁹ / ₁₆ x 11 ⁹ / ₁₆	11.6	1.1
295 x 295	11 ⁵ / ₈ x 11 ⁵ / ₈	11.5	1.1
296 x 296	11 ⁵ / ₈ x 11 ⁵ / ₈	11.4	1.1
298 x 260	11 ³ / ₄ x 10 ¹ / ₄	12.5	1.2
298 x 286	11 ³ / ₄ x 11 ¹ / ₄	11.3	1.0
298 x 298	11 ³ / ₄ x 11 ³ / ₄	11.3	1.1
300 x 300	11 ¹³ / ₁₆ x 11 ¹³ / ₁₆	11.1	1.0
300 x 312	11 ¹³ / ₁₆ x 12 ⁵ / ₈	10.7	1.0
301 x 301	11 ¹³ / ₁₆ x 11 ¹³ / ₁₆	11.0	1.0
303 x 287	11 ¹⁵ / ₁₆ x 11 ⁵ / ₁₆	11.5	1.1
304 x 298	12 x 11 ³ / ₄	11.0	1.0
304 x 304	12 x 12	10.8	1.0
304 x 334	12 x 13 ¹ / ₈	9.8	0.9
305 x 285	12 x 11 ¹³ / ₁₆	11.5	1.0
305 x 300	12 x 11 ³ / ₄	10.9	1.0
305 x 305	12 x 12 x ³ / ₈	10.7	1.0
305 x 315	12 x 12 ¹ / ₂	10.4	1.0
306 x 287	12 ¹ / ₁₆ x 11 ⁵ / ₈	11.4	1.1
307 x 297	12 ¹ / ₁₆ x 11 ¹¹ / ₁₆	11.0	1.0
310 x 227	12 ³ / ₁₆ x 8 ¹⁵ / ₁₆	14.2	1.3
310 x 297	12 ³ / ₁₆ x 11 ¹¹ / ₁₆	10.9	1.0
310 x 310	12 ³ / ₁₆ x 12 ³ / ₁₆	10.4	1.0
313 x 313	12 ⁵ / ₁₆ x 12 ⁵ / ₁₆	10.2	0.9
318 x 310	12 ¹ / ₂ x 12 ³ / ₁₆	10.1	0.9
318 x 318	12 ¹ / ₂ x 12 ¹ / ₂	9.9	0.9
320 x 320	12 ⁵ / ₈ x 12 ⁵ / ₈	9.8	0.9
322 x 322	12 ¹¹ / ₁₆ x 12 ¹¹ / ₁₆	9.6	0.9
327 x 305	12 ⁷ / ₈ x 12	10.0	0.9
327 x 327	12 ⁷ / ₈ x 12 ⁷ / ₈	9.4	0.9
358 x 398	14 ¹ / ₈ x 15 ¹¹ / ₁₆	7.0	0.6

■ Refers to Venetian Fan Honey, page 126

Fait référence au Venetian Fan Honey, page 126

Bezieht sich auf Venetian Fan Honey, Seite 126

Geldt voor Venetian Fan Honey, pagina 126

Относится к Venetian Fan Honey, стр. 126

* All above dimensions are subject to a tolerance of ± 2.5mm or ³/₃₂"

Toutes les dimensions ci-dessus sont sujettes à une tolérance de ± 2.5mm ou ³/₃₂"

Alle obigen Maße unterliegen einer Toleranz von ± 2,5 mm oder ³/₃₂"

Voor alle bovenstaande afmetingen geldt een mogelijke afwijking van ± 2,5 mm

Допуск на все приведенные в данной брошюре размеры составляет ±2,5 мм

Quantities shown exclude grout gaps between each sheet. When calculating the number of tiles you will require, do not forget to make an allowance for cutting and wastage.

Les quantités indiquées excluent les écarts des joints entre chaque plaque. Lorsque vous calculez le nombre de carreaux dont vous avez besoin, n'oubliez pas de prendre en compte les découpes et les pertes.





Die angegebenen Mengen berücksichtigen nicht die Fugenspalten. Bei der Berechnung der erforderlichen Anzahl von Fliesen denken Sie bitte daran, zusätzliche Fliesen für Verschnitt und Reststücke einzuplanen.

Er wordt bij deze hoeveelheden geen rekening gehouden met voegen tussen de maten. Houd bij het berekenen van het aantal benodigde mozaïekmatten rekening met snijverlies en breuk.

Указанное количество не учитывает зазоры с затиркой между листами. При расчете требуемого количества листов не забудьте заложить определенное количество на обрезки и отходы.

Nominal mosaic border length* Longueur nominale de la bordure de la mosaïque Nennlänge der Mosaikbordüre Nominale lengte mozaïekranden Номинальная длина мозаичного бордюра*	Inches	Borders per linear metre Bordures par mètre linéaire Bordüre pro laufendem Meter Randen per strekkende meter Бордюров на линейный метр	Borders per linear foot
240	9 ⁷ / ₁₆	4.2	1.3
250	9 ¹³ / ₁₆	4.0	1.2
267	10 ¹ / ₂	3.7	1.2
270	10 ⁵ / ₈	3.7	1.2
280	11	3.6	1.1
285	11 ¹ / ₄	3.5	1.1
290	11 ⁷ / ₁₆	3.4	1.0
300	11 ¹³ / ₁₆	3.3	1.0
305	12	3.3	1.0
310	12 ¹³ / ₁₆	3.2	1.0
320	12 ⁵ / ₈	3.1	0.9
340	13 ³ / ₈	2.9	0.9
385	15 ³ / ₁₆	2.6	0.9

Usage Guide

Page	Description					Colour variance	Special notes	General Information
	Elite Collection							
06-07	Eastern Light	✓	X	✓	X	A	◆	Elite Collection Inca Gold EW-INGMOS15 EW-INGMOS23, Armada Gold EW-AMGMOS, Sunflower EW-SFWMOS mosaics can be placed in kitchens and bathrooms but are not suitable for showers. Shell mosaics are not suitable for steam rooms or pools, although can be used in showers. They will fade in direct sunlight. Carthage border EW-CARTHB has a protective film covering certain individual pieces. Keep the film in place during installation then carefully peel away. Glass Glass thickness will have an effect on the colour of the tile. Glass mosaics suitable for floors: slip-resistance may not be adequate for use in wet conditions. Near heat: glass mosaics should be installed a minimum of 3cm from any direct heat source. Handle glass mosaics with care especially when being cut or if broken. Ensure that the surfaces do not come into contact with each other or sharp/abrasive objects. Not recommended for use on counter tops because of the likelihood of scratching. Mystique mosaics can be placed in kitchens and bathrooms but are not suitable for showers. Ethereal and Stained Glass ranges are fragile and need careful handling. 'Paper Faced/Plastic Film Faced' mosaics have a covering of paper or film on the front surface rather than mesh backing. Some individual pieces are clear / translucent so any mesh backing would show through after installation to spoil the overall look. Use a white, rapid setting, cement based flexible adhesive. Because the film or paper facing is on the front of these mosaics it is difficult to see what they look like. Peel back part of the paper or plastic face on one tile BEFORE fixing to ensure the surface finish is what you expected. Tropical Collection These plastic film faced mosaics should be adhered in the same way as other mosaics, but with the film facing outwards. Leave the adhesive for at least 24 hours to allow it to completely set and dry before peeling off the film. If it's necessary to make slight adjustments to straighten the mosaics before the adhesive sets, then cut the film carefully with a sharp knife. If the small pieces of mosaic come off when removing the plastic film it means that the adhesive has not been left long enough to dry. Use a sharp knife and cut small slits in the film to allow more air to the adhesive to speed up the process. When the adhesive is dry, remove the film by peeling it from one corner to the opposite corner. Lagoon Collection These paper faced mosaics should be adhered in the same way as other mosaics, but with the paper facing outwards. Wet the paper and peel off before the setting material hardens to allow time to straighten the mosaics, if necessary, before they set. Mixed Glass, Stone, Metal, Wood, Ceramic Safari/Seasons/Emotion mosaics can be placed in kitchens and bathrooms but are not suitable for showers. Wood, bamboo, coconut: dry areas only, not suitable for wet areas such as wet rooms, bathrooms, showers or splashbacks or where they will be exposed to excessive moisture. Mosaics made from or containing wood are subject to natural blemishes such as knots and holes. Some Earth & Fire mosaics have a protective film covering either the whole surface or certain individual pieces. Keep the film in place during installation then carefully peel away. It is important to factor in time needed to peel off the film from some of those with film on individual pieces. Metal Make sure that the grain of stainless steel is going in the same direction for all mosaic sheets otherwise it will affect the appearance of the installation. Some metal mosaics have a protective film covering either the whole surface or certain individual pieces. Keep the film in place during installation then carefully peel away. It is important to factor in time needed to peel off the film from some of those with film on individual pieces. Considerable care needs to be taken when installing Telstar EW-TLSMOS and Torque EW-TORMOS as they have very sharp edges. Wear thick protective gloves when handling these mosaics. Torque should only be installed in situations where it will not be touched or brushed past as the surface is three dimensional and some edges will be sharp even after installation. Do not install in areas where it can be brushed past or where small children will come into contact with the surface. It is important to take this into account before choosing this product. Cuirassier Black EW-CURBB, Steel Cuirassier EW-CURBS, Jules Verne EW-JUVEP: only suitable for dry areas. Do not grout. Copper: Alchemy copper mosaics and Zamo GW-ZAMMOS must not be used in kitchens, bathrooms, showers and wet rooms. When exposed to air and moisture the copper may, over time, form a patina of verdigris (a green coating). It is vital that this feature is taken into account when choosing copper mosaics. Stone Not recommended for external use as most of our stone mosaics are porous to some extent. If installed outside water could be absorbed and the tiles become susceptible to frost damage. Stone is a natural product and subject to colour variation, pitting, blemishes, chipped edges, size variation and sometimes staining. Natural stone may fade in UV light. No guarantee can be made against this happening. Some stone mosaics may have minor chips or blemishes. Such relatively insignificant imperfections should be considered normal and not the result of poor/faulty workmanship. Natural stone mosaics may also be subject to scuffing and scratching. It is important that your tile installer understands the pattern or blended effect you want, the requirements for surface preparation and protecting newly installed tiles from on-going work. Floors and walls may require expansion joints. Pebbles: To avoid visible grout lines, some pebbles may require adjusting slightly so that they interlock with adjoining pebble sheets.
06-07	Kasba	✓	X	✓	X	B	◆	
08-17	Chakra, Karma, Medina, Nirvana, Opulence, Paparazzi, Peace, Precious, Serene, Tranquillity	✓	X	✓	X	C		
10	Inca Gold, Armada Gold, Sunflower	✓	X	X	X	C	◆	
15	Kobushi, Sukai, Tekari, Yari, Zao	✓	X	X	X	C	◆◆◆	
16	Mellow	✓	X	✓	X	C	▲	
08-13	Bullion, Byzantium Amber, Bronze, Copper, Frankincense, Gem, Gold, Jewel, Myrrh, Platinum, Treasure	✓	X	✓	X	A		
19	Purity	✓	X	✓	X	C	●▲◆	
19	Mother of Pearl	✓	X	✓	X	C	◆◆◆▲◆	
19	Carthage	✓	X	✓	X	C	◆◆◆◆	
21	Pearl, Innocence, Grace, Modesty	✓	X	✓	X	C	▲◆	
	Glass							
24-45	Gold Fleck, Iridescent, Highlight, Mixed Blends	✓	X	✓	✓	B		
36-56	Amnesia, Crystal Blue, Horizon, Illusion, Mirage, Morning Sun, Oasis, Pacha	✓	X	✓	X	B		
52	All Mystique	✓	X	X	X	B-C		
60	Nobu	✓	X	✓	X	A	◆	
56	El Divino	✓	X	✓	X	A	◆	
60	Atelier, Masa	✓	X	✓	X	B	◆▶	
56	Eden, Mambo	✓	X	✓	X	C		
59-60	Cenozoic, Storm Cloud, Gavroche, Holocene, Plaza	✓	X	✓	X	C	◆▶	
59	Autumn Haze, Dappled Sky, Evening Glow, Morning Dew, Sunray	✓	X	✓	X	B	◆▶	
61-75	Plain, Clear, Frosted, Mixed, Random Pattern	✓	X	✓	X	A		
64-73	Tumbled Earth, Beach Washed	✓	✓	✓	X	A		
68	Frosted Pebbles	✓	✓	✓	X	A	I	
48-49	8 Tile Panels Mixed	✓	X	✓	X	A		
81	8 Tile Panels; Blends; Recycled Matt	✓	X	✓	✓	B		
78-81	Tropical Collection; Lagoon Collection Natural and Pearl	✓	X	✓	X	C		
82-83	Lagoon Collection Silk	✓	X	✓	✓	B		
	Mixed Glass, Stone, Metal, Wood, Ceramic							
86	Kalahari, Massai, Amboseli	✓	X	X	X	C		
86	Imphal, Angami, Naga	✓	X	✓	X	C		
88	Khois, Onya, Basu, Morij	✓	X	X	X	C		
89	Desire, Lust, Obsession	✓	X	X	X	C		
90-93	Aldo, Amar, Aura, Chumu, Ethereal, Exti, Goa, Golpo, Hotat, Jai, Lial, Radiance, Rios, Shanir, Splendour	✓	X	✓	X	B		
	Dias, Divine, Leso, Orla	✓	X	✓	X	B	*	
	Rena	✓	X	✓	X	C	*	
	Rakoram	✓	X	✓	X	B	◆	
90-93	Chennai, Kolkata, Madras, Pamplona, Pradesh	✓	X	✓	X	C		
	Batu, Carinthia, Kandahar, Manaslu, Mandalay, Pagai, Valen, Viedo	✓	X	✓	X	C	■*	
93	Zamo (contains copper)	✓	X	✓	X	C	■*	
95-96	Actamira, Mogao, Postojna, Crucible, Igneous, Pyroclias	✓	X	✓	X	C	■*⊗	
96	Ceylon	✓	X	X	X	B	◆	
96	Surabaya	✓	X	X	X	C	◆	
96	Lombok	✓	X	X	X	C	■*◆	
	Metal							
100-105	Metal Brushed and Polished, Telstar	✓	X	✓	X	A-B	*	
103	Cuirassier Black, Cuirassier Steel	✓	X	X	X	A	*◆	
103	Jules Verne	✓	X	X	X	C	*◆	
105	Stellar, Torque	✓	X	X	✓	B	◆*◆	
106	Alchemy Brick, Cube, Square	✓	X	X	✓	C	*⊗	
	Porcelain							
110-111	Aegean	✓	X	✓	✓	A		
112	Floor Tiles	✓	✓	✓	✓	A		
	Stone							
112	Polished Marble	✓	✓	✓	X	B	▲	
118-135	Venetian Mosaics	✓	✓	✓	X	B-C	▲◆	
	Pebbles; Rustic; Medallions; Stone Borders	✓	✓	✓	X	B-C	▲	
121	Azahar	✓	X	✓	X	C		
127	All Splitface	✓	X	X	X	C	◆	
130	Alluvial, Cretaceous, Jurassic, Silurian	✓	X	✓	X	C	▲	
134-135	Stone Borders with metal/glass	✓	X	✓	X	A	▲*	

SYMBOL

- ◆
-
- ▲
-
- ▶
- I
- *
- ◆
- ⊗

SPECIAL NOTES

Use white, rapid setting cement latex based flexible adhesive and non sanded or finely sanded grout unless stated otherwise.

Epoxy primer, adhesive and grout recommended

Showers only, not wet rooms

Seal before use

Carefully remove protective film after grouting

Very fragile pieces handle carefully

Bathroom floors only

Contain metal. Extreme caution must be taken when using metal mosaics in an electric shower. Always consult a qualified electrician before installation

Please check suitability with your Original Style stockist or refer to the Earthworks brochure for details

Copper not suitable for kitchens, wet rooms, bathrooms, showers or splashbacks or exposure to excessive moisture

SYMBOL

- ◆
- ◆

SPECIAL NOTES

Should not be placed in direct sunlight

Dry areas only

Please refer to our Swimming Pools and Spa brochure for information regarding mosaics that are suitable for pool use

These are Original Style's recommendations and are not necessarily exhaustive

COLOUR VARIANCE



Limited: relatively uniform but slight variations possible

Moderate: background colour generally has some variations

Considerable: variegated in colour and veining.

Allowances for blending during installation are strongly recommended

Tile suitability – key to symbols

	Walls		Floors
	Shower/Wet room		External walls only

Important Information

Please read through the following information carefully. It will help you select the correct mosaics for your application. For more detailed instructions please refer to the Fixing Guide at www.originalstyle.com/guides. We strongly recommend you and your tiler read through the Fixing Guide at www.originalstyle.com/guides before installation as Original Style cannot accept responsibility for any faults after mosaics have been fixed, for issues raised in this Important Information or the Fixing Guide once the product has been laid or installed.

CHOOSING THE RIGHT MOSAICS

Please check suitability of the mosaics in the Usage Guide before ordering and installation (interior/exterior/showers/wet rooms/floors/ colour variance and special notes). If you are uncertain please ask your Original Style retailer for further information.

SAMPLE SERVICE

Samples and swatch cards can be sent to customers on request. Full size mosaic sheet samples are usually chargeable at a reduced rate. Please see your local stockist for details.

DIMENSIONS

Nominal sizes and thicknesses are shown throughout the brochure. Owing to the high degree of hand finishing of some mosaics, actual dimensions for individual mosaic sheets may vary from these figures and should be treated as a guide only. All dimensions are subject to a tolerance of $\pm 2.5\text{mm}$ or $3/32"$. When calculating the number of mosaic sheets required, please allow a five per cent allowance for cutting and wastage.

COLOUR VARIATIONS AND SHADING

There may be distinctive yet subtle variations in shade to be found in many mosaics included in this brochure. A single sample tile should not be taken as a completely accurate indication of colour. Some mosaic sheets and individual tiles may have distinctive yet subtle variations in shade, colour and tone, which will be an inherent feature of that particular product. We advise that you open and inspect each carton of mosaics to confirm consistence of shading. Select six random sheets from different cartons to check if there are any shading differences. We recommend that you spend time to achieve the most pleasing distribution of shades before fixing. Differences between batches can be even more marked. For this reason we recommend that you buy all the tiles at one time.

SCRATCHING

Glass and metal mosaics can be scratched. We recommend that care is taken in installation and that mosaics made from or containing glass and metal are not put in high-risk areas for scratching. It is important to use a fine grade or non-sanded grout to avoid scratching the surfaces of glass and metal mosaics. Always test a small area before installation.

MOSAICS AND BORDERS MADE FROM AND CONTAINING METAL

Please refer to the Fixing Guide for more information before installing mosaics and borders made from and containing metal. It is essential that a qualified electrician carries out all electrical work around metal mosaics and any borders containing metal. Extreme caution must be taken when using metal mosaics in an electric shower. Always consult a qualified electrician before installation.

INSTALLATION

We strongly recommend that your tile installer reads through this Important Information and reads the Fixing Guide at www.originalstyle.com/guides before commencing any work. This fully explains the steps necessary to plan, fix and seal your mosaics and how to maintain them in first class condition for years ahead. If in any doubt please contact our technical department prior to installation as fixing tiles incorrectly can prove costly.

CUTTING MOSAICS

Some cutting of mosaics is unavoidable. Please refer to the Fixing Guide before attempting to cut any mosaics. Metal mosaics can be cut with a water-fed electric cutting machine with a normal diamond blade. Wood and coconut mosaics can be cut with a jigsaw. Appropriate safety precautions should be always taken when cutting any mosaics. Full personal protective equipment (PPE) for hands and eyes should be used.

ADHESIVES, GROUT, SEALANTS

We strongly recommend you and your tiler read through the Fixing Guide at www.originalstyle.com/guides regarding adhesives, grouts and sealants before installation. Particular care should be taken to use the correct adhesive, grout and sealants. Carefully read manufacturers' information and always follow the manufacturer's instructions. We recommend a white, rapid setting cement latex based flexible adhesive and non-sanded or finely sanded grout are used unless stated otherwise in the Fixing Guide (www.originalstyle.com/guides). No guarantee can be made by Original Style against some minor scratch marks appearing on mosaic tile surfaces even when using non sanded grout. Please always test a small inconspicuous area before installation, following all manufacturers' instructions.

MAINTENANCE AND CLEANING

The use of certain acid based cleaning products may cause some of the mosaics featured in this brochure to react and change in character. We recommend the use of pH neutral cleaning products on our tiles unless otherwise stated below.

Glass: Wash down glass mosaic surfaces with clean water, a normal spirit or alcohol based glass or window cleaner. Ensure a soft cloth is used to avoid scratching.

Gold: Do not use acid-based cleaners on products containing gold. Follow the instructions as for Glass above.

Iridescence: avoid any contact with products containing hydrofluoric acid (pool cleaners for example) as this will damage the lustre effects.

Metal: Use warm soapy water then wipe with a damp cloth and buff dry. Alternatively use a stainless steel cleaner. Do **not** use harsh or abrasive cleaning products, scourers or bleach. Do not allow other metals such as steel wool pads to come in contact with stainless steel mosaics, as small metal fragments may enter the surface and start to corrode, resulting in rust spots.

Copper: avoid any contact with products containing citric acid or hydrofluoric acid (pool cleaners for example) as this will cause staining.

LIGHTING

Clever use of lighting can enhance the beauty of your mosaics, especially those containing iridescent pieces. We hope that you will be inspired by the setting photographs used throughout our brochure.

PHOTOGRAPHY

Owing to variations in studio lighting and printing inks, the tile colours shown in this catalogue may differ slightly from those of the actual tiles. Before making your choice it is always advisable to ask your Original Style retailer to show you samples.

LIMITS OF LIABILITY

Original Style accepts no liability for the faulty installation of its tiles. In the case of any claim relating to the tiles themselves, Original Style's liability, to the extent permitted by law, is limited to either the replacement of the product or a refund of the cost of the product, and does not extend to cover any consequential loss. Tiles must be inspected prior to installation and claims cannot be considered after the tiles have been installed. Claims must be reported within seven working days from the receipt of the tiles. Tile sizes may vary slightly from the stated nominal dimensions within internationally accepted standards. Please be advised that installation constitutes acceptance of the quality, colour, size, texture and shade of the tiles. Please note, the use of certain acid-based cleaning products may cause some of the tiles to react and change in character.

Original Style warrants that its tiles conform to their description and are fit for their purpose. Original Style makes no other express or implied warranty as to fitness or suitability of the products for particular installations. We extend no guarantees, express or implied, as to wear resistance or maintenance procedures. It is imperative to follow grout and adhesive manufacturers' instructions regarding their suitability with our products. If in doubt please consult the grout/adhesive stockist from whom you purchased the products. Original Style makes no representations as to the fitness for purpose of third party adhesives and grouts.

In the USA please follow the recommendations of a reputable adhesive manufacturer in conjunction with our Fixing Guide at www.originalstyle.com/guides and always comply with American National Standards Institution (ANSI) specifications as set out in the Handbook for Ceramic Tile Installation published by the Tile Council of America. Useful links: ctoa.org, tileusa.com

ACKNOWLEDGEMENTS

We gratefully acknowledge the assistance of the following companies with the photographic settings and props.

Accessories, clothes, plants

Ashore	ashorejewellery.co.uk
Debenhams	debenhams.com
Eclectique	tel +44 (0)1392 250799
Fagins	faginsantiques.com
French Connection	frenchconnection.co.uk
Habitat	habitat.co.uk
House of Fraser	houseoffraser.co.uk
La Bella Bridal	labellabridal.co.uk
Moko	mokodirect.co.uk
Next	next.co.uk
Orange Tree	theorangetree.co.uk
Phab Wholesale	phabwholesale.co.uk
Hairdressing Supplies	stbridgetnurseries.co.uk
St Bridgets Nurseries	justaddfood.co.uk
The Cook Shop	

Adhesives, grouts, sealants

Aquamix UK	celtexagencies.co.uk
Aquamix USA	custombuildingproducts.com/welcome.aspx
HG	hg.eu
Lithofin	lithofin-uk.co.uk
Mapei	mapei.com

Bathroom

Bathroom Village	bathroomvillage.com
Chadder & Co	chadder.com
Samuel Heath	samuel-heath.com
William Garvey	williamgarvey.co.uk





Furniture

Furniture Village	furniturevillage.co.uk
Jane Strickland	janestrickland.co.uk
Laura Ashley	lauraashley.com
Vintage 57	tel +44 (0) 7761 739342
Simon White	tel +44 (0) 7817 979 967 email info@simonwhitedesign.co.uk

Lighting

Amos Lighting	amoslighting.co.uk
Atmosphericzone	atmosphericzone.com

Utilisations

Page	Description					Variation de couleur	Remarques spéciales	Informations Générales
	Elite Collection							Elite Collection Veuillez noter que les mosaïques Inca Gold EW-INGMOS15 EW-INGMOS23, Armada Gold EW-AMGMOS, Sunflower EW-SFWMOS peuvent être posées dans les cuisines et salles de bains mais pas dans les douches. Shell (nacre) : Ne convient pas aux hammams et zones où l'humidité est excessive telles que les douches italiennes mais peut être utilisée dans les couches ordinaires. Elle peut se décolorer si exposé au soleil. Carthage EW-CARTH8 disposent d'un film protecteur. Vous devez laisser ce film en place lors de l'installation, puis le retirer avec précaution.
06-07	Eastern Light	✓	✗	✓	✗	A	◆	
06-07	Kasba	✓	✗	✓	✗	B	◆	
08-17	Chakra, Karma, Medina, Nirvana, Opulence, Paparazzi, Peace, Precious, Serene, Tranquillity	✓	✗	✓	✗	C		
10	Inca Gold, Armada Gold, Sunflower	✓	✗	✗	✗	C	◆	
15	Kobushi, Sukai, Tekari, Yari, Zao	✓	✗	✗	✗	C	◆◆◆	
16	Mellow	✓	✗	✓	✗	C	▲	
08-13	Bullion, Byzantium Amber, Bronze, Copper, Frankincense, Gem, Gold, Jewel, Myrrh, Platinum, Treasure	✓	✗	✓	✗	A		
19	Purity	✓	✗	✓	✗	C	●▲◆	
19	Mother of Pearl	✓	✗	✓	✗	C	◆●▲◆	
19	Carthage	✓	✗	✓	✗	C	◆◆◆◆	
21	Pearl, Innocence, Grace, Modesty	✓	✗	✓	✗	C	▲◆	
	Glass							
24-45	Gold Fleck, Iridescent, Highlight, Mixed Blends	✓	✗	✓	✓	B		
36-56	Amnesia, Crystal Blue, Horizon, Illusion, Mirage, Morning Sun, Oasis, Pacha	✓	✗	✓	✗	B		
52	All Mystique	✓	✗	✗	✗	B-C		
60	Nobu	✓	✗	✓	✗	A	◆	
56	El Divino	✓	✗	✓	✗	A	◆	
60	Atelier, Masa	✓	✗	✓	✗	B	◆▶	
56	Eden, Mambo	✓	✗	✓	✗	C		
59-60	Cenozoic, Storm Cloud, Gavroche, Holocene, Plaza	✓	✗	✓	✗	C	◆▶	
59	Autumn Haze, Dappled Sky, Evening Glow, Morning Dew, Sunray	✓	✗	✓	✗	B	◆▶	
61-75	Plain, Clear, Frosted, Mixed, Random Pattern	✓	✗	✓	✗	A		
64-73	Tumbled Earth, Beach Washed	✓	✓	✓	✗	A		
68	Frosted Pebbles	✓	✓	✓	✗	A	I	
48-49	8 Tile Panels Mixed	✓	✗	✓	✗	A		
81	8 Tile Panels; Blends; Recycled Matt	✓	✗	✓	✓	B		
78-81	Tropical Collection; Lagoon Collection Natural and Pearl	✓	✗	✓	✗	C		
82-83	Lagoon Collection Silk	✓	✗	✓	✓	B		
	Mixed Glass, Stone, Metal, Wood, Ceramic							
86	Kalahari, Massai, Amboseli	✓	✗	✗	✗	C		
86	Imphal, Angami, Naga	✓	✗	✓	✗	C		
88	Khois, Onya, Basu, Morij	✓	✗	✗	✗	C		
89	Desire, Lust, Obsession	✓	✗	✗	✗	C		
90-93	Aldo, Amar, Aura, Chumu, Ethereal, Exti, Goa, Golpo, Hotat, Jai, Lial, Radiance, Rios, Shanir, Splendour	✓	✗	✓	✗	B		
	Dias, Divine, Leso, Orla	✓	✗	✓	✗	B	*	
	Rena	✓	✗	✓	✗	C	*	
	Rakoram	✓	✗	✓	✗	B	◆	
90-93	Chennai, Kolkata, Madras, Pamplona, Pradesh	✓	✗	✓	✗	C		
	Batu, Carinthia, Kandahar, Manaslu, Mandalay, Pagai, Valen, Viedo	✓	✗	✓	✗	C	■*	
93	Zamo (contains copper)	✓	✗	✓	✗	C	■*	
95-96	Actamira, Mogao, Postojna, Crucible, Igneous, Pyroclias	✓	✗	✓	✗	C	■*⊙	
96	Ceylon	✓	✗	✗	✗	B	+	
96	Surabaya	✓	✗	✗	✗	C	+	
96	Lombok	✓	✗	✗	✗	C	■*+	
	Metal							
100-105	Metal Brushed and Polished, Telstar	✓	✗	✓	✗	A-B	*	
103	Cuirassier Black, Cuirassier Steel	✓	✗	✗	✗	A	*+	
103	Jules Verne	✓	✗	✗	✗	C	*+	
105	Stellar, Torque	✓	✗	✗	✓	B	◆*+	
106	Alchemy Brick, Cube, Square	✓	✗	✗	✓	C	*⊙	
	Porcelain							
110-111	Aegean	✓	✗	✓	✓	A		
112	Floor Tiles	✓	✓	✓	✓	A		
	Stone							
112	Polished Marble	✓	✓	✓	✗	B	▲	
118-135	Venetian Mosaics	✓	✓	✓	✗	B-C	▲+	
	Pebbles; Rustic; Medallions; Stone Borders	✓	✓	✓	✗	B-C	▲	
121	Azahar	✓	✗	✓	✗	C		
127	All Splitface	✓	✗	✗	✗	C	+	
130	Alluvial, Cretaceous, Jurassic, Silurian	✓	✗	✓	✗	C	▲	
134-135	Stone Borders with metal/glass	✓	✗	✓	✗	A	▲*	

SYMBOL	REMARQUES SPÉCIFIQUES	SYMBOL	REMARQUES SPÉCIFIQUES
◆	Utilisez un ciment blanc et rapide, une colle flexible à base de latex et des joints non sablés ou finement sablés, sauf en cas d'indication contraire.	◆	Ne pas installer directement au soleil
●	Usage recommandé d'un apprêt, d'une colle et d'un ciment-joint époxy	◆	Convient aux endroits secs uniquement
▲	Douches ordinaires uniquement, ne convient pas aux douches italiennes		Veuillez consulter le catalogue Swimming Pool pour toute information concernant la mosaïque adéquate pour la piscine
■	Imperméabilisez avant usage		Il s'agit de recommandations d'Original Style.
▶	Retirez soigneusement le film protecteur une fois le jointoiment terminée		Leur liste n'est pas nécessairement exhaustive
I	Éléments très fragiles - manipulez avec soin		
*	Sols de salles de bains uniquement		
+	Soyez extrêmement vigilants si vous installez des mosaïques en métal dans des douches électriques. Consultez toujours un électricien qualifié avant l'installation.	A	VARIATION DE COULEUR Limitée: relativement uniforme mais de légères variations sont possibles
⊙	Veuillez vérifier les stocks disponibles chez votre revendeur Original Style ou vérifier dans le catalogue Earthworks pour plus d'informations	B	Moderée: la couleur du fond présente généralement des variations
	Le cuivre ne convient pas aux cuisines, douches ordinaires ou à l'italienne, salles de bains et dosserets de cuisine, et ne doit pas être exposé à une humidité excessive	C	Considérable: une variété de couleurs et de marbrures. Il est fortement recommandé de mélanger les carreaux lors de l'installation



Murs internes



Sols



Douches, murs des douches italiennes



Extérieur

Informations Essentielles

Nous vous recommandons de lire avec attention les informations suivantes.

Celles-ci vous aideront à choisir les mosaïques les plus adaptées à vos exigences et vous permettront de vous familiariser avec certaines procédures d'installation et de maintenance. Pour consulter des instructions plus détaillées avant de procéder à l'installation, veuillez vous reporter au Guide d'Installation sur originalstyle.com/guides. Original Style n'acceptera aucune responsabilité pour toute anomalie qui apparaîtra une fois que le produit aura été posé ou installé, ni pour tout problème préalablement soulevé dans ces Informations Essentielles ou dans nos Guides d'Installation.

CHOISIR LES MOSAÏQUES ADAPTÉES

Veuillez consulter le Guide d'Utilisation pour vérifier que les mosaïques désirées sont adaptées à vos besoins avant de passer commande et de les installer (intérieur / extérieur / douches / douches italiennes / sols / variation de couleur et remarques spéciales). En cas de doute, n'hésitez pas à consulter votre détaillant Original Style pour de plus amples informations.

ÉCHANTILLONS

Nos clients peuvent demander à recevoir des échantillons et des cartes-échantillons. Les échantillons sous forme de plaques de mosaïque sont généralement facturés à un tarif réduit. Nous vous invitons à consulter votre revendeur local pour plus d'informations.

DIMENSIONS

Toutes les dimensions et épaisseurs indiquées dans cette brochure sont nominales. Comme certaines mosaïques sont finies à la main, les dimensions réelles de chaque plaque de mosaïque peuvent varier et ne sont donc données qu'à titre indicatif. Toutes les dimensions sont sujettes à une tolérance de $\pm 2,5$ mm. Lorsque vous calculerez le nombre de plaques de mosaïque dont vous avez besoin, n'oubliez pas de prendre en compte les découpes et déchets éventuels, qui représentent en moyenne 5% du total.

VARIATIONS DE COULEUR ET TEINTES

Un grand nombre de mosaïques comprises dans cette brochure pourront présenter des variations de couleur caractéristiques mais subtiles. Vous ne pouvez donc pas vous fier à un seul échantillon pour connaître la couleur générale de la surface une fois la pose terminée. Certaines plaques de mosaïques et certains carreaux individuels pourront présenter des variations, à la fois distinctes et subtiles, de teinte, couleur et nuance ; il s'agit d'une qualité inhérente du produit concerné. Nous vous conseillons d'ouvrir et d'inspecter chaque boîte de mosaïques pour vérifier l'homogénéité de la teinte. Sélectionnez au hasard six plaques de mosaïques dans différentes boîtes pour vérifier s'il existe des variations de teinte. Nous vous recommandons de prendre le temps d'agencer les différentes teintes de la manière la plus plaisante avant de procéder à l'installation. De surcroît, les différences peuvent être davantage marquées d'un lot à l'autre. Nous vous recommandons donc vivement d'acheter tous les carreaux en une seule fois.

RAYURES

Les mosaïques en verre et en **métal** sont sensibles aux rayures. Nous vous recommandons de prendre le plus grand soin lors de l'installation et de ne pas poser les mosaïques contenant du verre ou du métal dans des endroits où elles seront susceptibles d'être rayées. Il est important d'utiliser un ciment à base de sable fin ou sans sable pour éviter de rayer la surface des carreaux en verre. Faites toujours un essai sur une petite zone avant l'installation.

MOSAÏQUES ET BORDURES CONTENANT DU MÉTAL

Veuillez vous référer au Guide d'Installation pour de plus amples informations avant de procéder à l'installation des mosaïques en métal. **Il est indispensable que tous les travaux électriques autour des mosaïques en métal et bordures contenant du métal soient effectués par un électricien qualifié. Soyez extrêmement vigilants si vous installez des mosaïques en métal dans des douches électriques. Consultez toujours un électricien qualifié avant l'installation.**

INSTALLATION

Nous recommandons vivement à votre installateur de carreaux de consulter ces Informations Essentielles de même que le Guide d'Installation (www.originalstyle.com/guides) avant de commencer tous travaux. Ces documents expliquent l'ensemble des étapes nécessaires pour planifier, installer et imperméabiliser vos mosaïques et comment les maintenir dans une condition impeccable au fil des années. En cas de doute, n'hésitez pas à prendre contact avec notre département technique avant de procéder à l'installation, car installer les carreaux incorrectement pourra s'avérer coûteux.

DÉCOUPE DES MOSAÏQUES

Il est inévitable que certaines mosaïques devront être découpées. Veuillez vous référer au Guide d'Installation avant de procéder à la découpe des mosaïques. Les mosaïques en métal peuvent être coupées avec un coupe carrelage électrique à eau. Les mosaïques en bois et noix de coco peuvent être coupées à la scie sauteuse. Veuillez à toujours prendre les plus grandes précautions en matière de sécurité lors de la découpe des mosaïques. Nous vous conseillons de porter un équipement de protection individuelle (EPI) complet pour protéger vos mains et vos yeux.

COLLES, JOINTS, MASTIC D'ÉTANCHÉITÉ

Il est important de veiller à utiliser la colle, le ciment-joint et le mastic d'étanchéité les mieux adaptés. Assurez-vous de toujours lire et suivre les instructions du fabricant.

Nous vous recommandons d'utiliser un ciment blanc et rapide, une colle flexible à base de latex et des joints sans sable ou à base de sable fin, sauf en cas d'indication contraire, voir le guide d'utilisation/voir ci-dessous. Original Style ne peut donner aucune garantie contre l'apparition de petites rayures sur la surface des mosaïques même en cas d'utilisation d'un joint sans sable. Veuillez faire un premier essai sur une petite zone discrète, en suivant toujours les instructions du fabricant.

ENTRETIEN ET NETTOYAGE

Veuillez noter que l'utilisation de certains produits nettoyants à base d'acide peut provoquer des réactions sur certaines des mosaïques présentées dans cette brochure et en modifier les caractéristiques. Nous vous conseillons d'utiliser des produits nettoyants au pH neutre sur tous nos carreaux, sauf en cas d'indication contraire ci-dessous.

Verre: Nettoyez la surface des mosaïques en verre avec de l'eau propre ou un nettoyant ordinaire ou à base d'alcool pour verre ou vitres. Utilisez toujours un chiffon doux pour éviter toute rayure.

Métal: Utilisez de l'eau chaude et savonneuse puis essuyez avec un chiffon sec et polissez jusqu'à séchage complet. Vous pouvez aussi utiliser un nettoyant pour acier inoxydable. Veillez à ne pas utiliser de produits corrosifs ou abrasifs, d'éponges à récureur ou de produit à base d'eau de Javel. Veillez aussi à ce qu'aucun autre objet métallique, comme les tampons en paille de fer, ne soient en contact avec les mosaïques en acier inoxydable car des fragments de métal pourraient alors s'y immiscer et commencer à se corroder, et des tâches de rouille pourraient alors apparaître.

Cuivre: Évitez tout contact avec des produits contenant de l'acide citrique ou fluorhydrique (par exemple, nettoyants pour piscine) car ils risqueraient tacher le cuivre.

Or: Nous vous déconseillons d'utiliser des détergents à base d'acide sur tout produit contenant de l'or. Suivez les instructions ci-dessus concernant le Verre.

Iridescente: Évitez tout contact avec des produits contenant de l'acide fluorhydrique (par exemple, nettoyants pour piscine) car ils risqueraient de dégrader l'effet lustré.

ÉCLAIRAGE

Une utilisation astucieuse de la lumière peut optimiser la beauté de vos mosaïques, surtout si elles contiennent des éléments iridescents. Nous espérons que les photographies utilisées dans notre brochure vous inspireront.

PHOTOGRAPHIE

A cause de la diversité des éclairages utilisés en studio et des encres utilisées pour l'impression, la couleur des carreaux présentés dans ce catalogue pourra différer légèrement de la véritable couleur des carreaux. Avant de faire votre choix, il est toujours préférable de demander à votre revendeur Original Style de vous montrer des échantillons.

RESPONSABILITÉ





Original Style dégage toute responsabilité en cas d'installation incorrecte de ses produits. En cas de réclamation relative aux carreaux eux-mêmes, la responsabilité d'Original Style sera confinée, dans la limite autorisée par la loi, au remplacement du produit ou au remboursement du prix du produit, et ne couvrira pas les dommages indirects. Les carreaux doivent être inspectés avant installation. Aucune réclamation ne sera prise en compte une fois les carreaux installés. Toute réclamation doit être effectuée dans les sept jours suivant la réception des carreaux. La taille des carreaux pourra légèrement varier par rapport aux dimensions nominales indiquées, mais cette variation respecte les normes internationales approuvées.

Notez que l'installation du carrelage constitue l'acceptation de la qualité, de la couleur, de la texture, de la taille et de la teinte des carreaux. Veuillez noter que l'utilisation de certains produits nettoyants à base d'acide peut provoquer des réactions sur certains carreaux et en modifier les caractéristiques.

Original Style garantit que ses carreaux sont conformes au descriptif fourni et qu'ils sont adaptés à l'usage pour lequel ils sont prévus. Original Style ne formule aucune garantie expresse ou implicite supplémentaire vis-à-vis de l'adéquation ou de la compatibilité de ses produits dans des installations spécifiques. Nous ne formulons aucune garantie, expresse ou implicite, vis-à-vis de la résistance à l'usure ou des procédures d'entretien.

Il est impératif de suivre les instructions des fabricants de colles et de ciments-joints afin d'en vérifier la compatibilité avec nos produits. En cas de doute, consultez le revendeur qui vous aura fourni la colle ou le ciment-joint. Original Style n'assumera aucune responsabilité en ce qui concerne la compatibilité ou l'usage de colles et de ciments-joints tiers.

Gebrauchsanweisung

Seite	Beschreibung					Farbab- weichung	Besondere Hinweise	Allgemeine Informationen
	Elite Collection							Elite Collection Inca Gold EW-INGMOS15 EW-INGMOS23, Armada Gold EW-AMGMOS, Sunflower EW-SFWMOS Zur Verwendung in Küchen und Bädern geeignet, nicht jedoch für Duschen.
06-07	Eastern Light	✓	✗	✓	✗	A	◆	Muschelmosaik: Nicht geeignet für Dampfsaunen und übermäßig feuchte Bereiche, obwohl ein Einsatz an Duschwänden möglich ist. Können bei direkter Sonneneinstrahlung verblasen. Die Bordüre Carthage EW-CARTH8 hat eine Schutzfolie, die bestimmte einzelne Teile abdeckt. Die Folie sollte während der Installation nicht entfernt und erst anschließend vorsichtig abgezogen werden.
06-07	Kasba	✓	✗	✓	✗	B	◆	
08-17	Chakra, Karma, Medina, Nirvana, Opulence, Paparazzi, Peace, Precious, Serene, Tranquillity	✓	✗	✓	✗	C		
10	Inca Gold, Armada Gold, Sunflower	✓	✗	✗	✗	C		
15	Kobushi, Sukai, Tekari, Vari, Zao	✓	✗	✗	✗	C	◆◆◆	
16	Mellow	✓	✗	✓	✗	C	▲	
08-13	Bullion, Byzantium Amber, Bronze, Copper, Frankincense, Gem, Gold, Jewel, Myrrh, Platinum, Treasure	✓	✗	✓	✗	A		
19	Purity	✓	✗	✓	✗	C	●▲◆	
19	Mother of Pearl	✓	✗	✓	✗	C	◆●▲◆	
19	Carthage	✓	✗	✓	✗	C	◆▲◆◆	
21	Pearl, Innocence, Grace, Modesty	✓	✗	✓	✗	C	▲◆	
	Glass							Glass Die Dicke des Glases wirkt sich auf die Fliesenfarbe aus. Einsatz am Boden: Glasfliesen sind in nassen Bereichen nicht ausreichend rutschsicher. Einsatz in der Nähe von Wärmequellen: Wir empfehlen mindestens 3 cm Abstand zu allen direkt wirkenden Wärmequellen. Ladentheken: Die Verwendung ist wegen der Kratzanfälligkeit nicht empfohlen. Seien Sie vorsichtig beim Umgang mit Glasmosaiken, besonders mit geschnittenen/ gebrochenen Fliesen. Die Oberflächen sollten nicht miteinander oder mit scharfen/schneudenden Gegenständen in Berührung kommen. Einige Glasmosaikfliesen (Serien Ethereal und Stained Glass) sind besonders zerbrechlich und sollten vorsichtig behandelt werden.
24-45	Gold Fleck, Iridescent, Highlight, Mixed Blends	✓	✗	✓	✓	B		Mystique Mosaik sind zur Verwendung in Küchen und Bädern geeignet, nicht jedoch für Duschen. Mit Papier und Folie verklebte Mosaikfliesen: Diese Mosaikfliesen sind vorne mit Papier oder Folie verklebt, anstatt mit einem Netz auf der Rückseite. Dies geschieht, weil einzelne Stücke durchsichtig oder lichtdurchlässig sind und ein Maschennetz nach der Installation sichtbar wäre. Die vordseitige Verklebung erschwert es, die Optik Ihres Mosaiks zu beurteilen. Ziehen Sie vor der Installation ein kleines Stück der Beschichtung ab, um zu sehen, ob das Mosaik Ihren Vorstellungen entspricht. The Tropical Collection - vorderseitig folienverklebt Bei der Installation sollte die Folie stets nach vorne liegen. Der Kleber sollte mindestens 24 Stunden ruhen, bis er vollkommen fest und trocken ist. Erst dann darf die Folie abgezogen werden. Soll die Ausrichtung der Mosaikfliesen vor dem Aushärten des Klebers noch korrigiert werden, kann die Folie vorsichtig mit einem scharfen Messer eingeschnitten werden. Wenn sich beim Abziehen der Plastikfolie Mosaiksteinchen lösen, ist der Kleber noch nicht ausreichend getrocknet. Machen Sie mit einem scharfen Messer kleine Einschnitte in die Folie, um den Trocknungsprozess zu beschleunigen. Wenn der Kleber vollständig getrocknet ist, ziehen Sie die Folie am besten von Ecke zu Ecke ab. Lagoon Collection - vorderseitig paperverklebt Bei der Installation sollte das Papier stets nach vorne liegen. Feuchten Sie das Papier an und ziehen Sie es ab, bevor der Kleber getrocknet ist, damit die Fliesen ggf. noch ausgerichtet werden können. Wir empfehlen für mit Folie oder Papier verklebte Fliesen einen weißen, schnell härtenden, flexiblen Kleber auf Zementbasis zu verwenden. Weitere Informationen finden Sie in der Installationsanleitung unter www.originalstyle.com/guides .
36-56	Amnesia, Crystal Blue, Horizon, Illusion, Mirage, Morning Sun, Oasis, Pacha	✓	✗	✓	✗	B		
52	All Mystique	✓	✗	✗	✗	B-C		
60	Nobu	✓	✗	✓	✗	A	◆	
56	El Divino	✓	✗	✓	✗	A	◆	
60	Atelier, Masa	✓	✗	✓	✗	B	◆▶	
56	Eden, Mambo	✓	✗	✓	✗	C		
59-60	Cenozoic, Storm Cloud, Gavroche, Holocene, Plaza	✓	✗	✓	✗	C	◆▶	
59	Autumn Haze, Dappled Sky, Evening Glow, Morning Dew, Sunray	✓	✗	✓	✗	B	◆▶	
61-75	Plain, Clear, Frosted, Mixed, Random Pattern	✓	✗	✓	✗	A		
64-73	Tumbled Earth, Beach Washed	✓	✓	✓	✗	A		I
68	Frosted Pebbles	✓	✓	✓	✗	A		
48-49	8 Tile Panels Mixed	✓	✗	✓	✗	A		
81	8 Tile Panels; Blends; Recycled Matt	✓	✗	✓	✓	B		
78-81	Tropical Collection; Lagoon Collection Natural and Pearl	✓	✗	✓	✗	C		
82-83	Lagoon Collection Silk	✓	✗	✓	✓	B		
	Mixed Glass, Stone, Metal, Wood, Ceramic							
86	Kalahari, Massai, Amboseli	✓	✗	✗	✗	C		
86	Imphal, Angami, Naga	✓	✗	✓	✗	C		
88	Khois, Onya, Basu, Morij	✓	✗	✗	✗	C		
89	Desire, Lust, Obsession	✓	✗	✗	✗	C		
90-93	Aldo, Amar, Aura, Chumu, Ethereal, Exti, Goa, Golpo, Hotat, Jai, Lial, Radiance, Rios, Shanir, Splendour	✓	✗	✓	✗	B		
	Dias, Divine, Leso, Orla	✓	✗	✓	✗	B	*	
	Rena	✓	✗	✓	✗	C	*	
	Rakoram	✓	✗	✓	✗	B	◆	
90-93	Chennai, Kolkata, Madras, Pamplona, Pradesh	✓	✗	✓	✗	C		
	Batu, Carinthia, Kandahar, Manaslu, Mandalay, Pagai, Valen, Viedo	✓	✗	✓	✗	C	■*	
93	Zamo (contains copper)	✓	✗	✓	✗	C	■*■	
95-96	Actamira, Mogao, Postojna, Crucible, Igneous, Pyroclias	✓	✗	✓	✗	C		
96	Ceylon	✓	✗	✗	✗	B	+	
96	Surabaya	✓	✗	✗	✗	C	+	
96	Lombok	✓	✗	✗	✗	C	■*+	
	Metal							* ◆ + * + * ⊗
100-105	Metal Brushed and Polished, Telstar	✓	✗	✓	✗	A-B	*	
103	Cuirassier Black, Cuirassier Steel	✓	✗	✗	✗	A	*◆	
103	Jules Verne	✓	✗	✗	✗	C	*◆	
105	Stellar, Torque	✓	✗	✗	✓	B	◆*+	
106	Alchemy Brick, Cube, Square	✓	✗	✗	✗	C	*⊗	
	Porcelain							
110-111	Aegean	✓	✗	✓	✓	A		
112	Floor Tiles	✓	✓	✓	✓	A		
	Stone							▲ ▲ + ▲ ▲ + ▲ *
112	Polished Marble	✓	✓	✓	✗	B	▲	
118-135	Venetian Mosaics	✓	✓	✓	✗	B-C	▲+	
	Pebbles; Rustic; Medallions; Stone Borders	✓	✓	✓	✗	B-C	▲	
121	Azahar	✓	✗	✓	✗	C		
127	All Splitface	✓	✗	✗	✗	C	+	
130	Alluvial, Cretaceous, Jurassic, Silurian	✓	✗	✓	✗	C	▲	
134-135	Stone Borders with metal/glass	✓	✗	✓	✗	A	▲*	

SYMBOL

- ◆
-
- ▲
-
- I
- *
- +
- ⊗

BESONDERE HINWEISE

Verwenden Sie, falls nicht anders angegeben, weißen, schnell trocknenden Zement, flexiblen Kleber auf Latexbasis und sandfreien Mörtel oder Mörtel mit feinem Sand

Epoxid-Grundierung, -kleber und -mörtel empfohlen

Nur Duschwände, nicht Nassbereiche

Vor Verwendung versiegeln

Schutzfolie nach dem Verlegen sorgfältig entfernen

Sehr zerbrechliche Teile – vorsichtig behandeln

Nur Badezimmerböden

Äußerste Vorsicht ist geboten, wenn Metallmosaikfliesen in einer elektrischen Dusche verwendet werden.

Ziehen Sie vor der Installation unbedingt einen Elektrofachmann zu Rate

Bitte überprüfen Sie die Eignung mit Ihrem Original Style Fachhändler oder sehen im Earthworks-Katalog nach weiteren Details

Kupfer nicht für Küchen, Nassbereiche, Badezimmer, Duschkabinen oder als Spritzschutz bzw. bei übermäßiger Feuchtigkeit geeignet

SYMBOL

- ◆
- +
- A
- B
- C

BESONDERE HINWEISE

Nicht in direktem Sonnenlicht

Nur für trockene Bereiche

Für weitere Informationen zu für Swimming-Pools geeignete Mosaik finden Sie in unserem Swimming-Pool Katalog

Original Style übernimmt für die Richtigkeit dieser Angaben keine Haftung

FARBABWEICHUNG

Begrenzt: Relativ einheitlich, leichte Abweichungen sind jedoch möglich

Mittel: Die Hintergrundfarbe weist im Allgemeinen einige Abweichungen auf

Erheblich: Vielfältig in Farbe und Melierung. Berücksichtigungen für Vermischungen während der Installation werden dringend empfohlen

Zeichenerklärung



Innenwände



Fußböden



Wänden von Dusch- und Nassbereichen



Außenbereich

Wichtige Informationen

Lesen Sie die folgenden Informationen bitte aufmerksam durch. Sie sollen Ihnen bei der Auswahl des richtigen Mosaiks für Ihre Zwecke helfen und enthalten außerdem Hinweise zu Installation und Pflege. Lesen Sie vor der Anbringung bitte die Installationsanleitung unter originalstyle.com/guides. Darin finden Sie weitere Informationen. Original Style kann nach dem Verlegen oder Anbringen des Produkts keine Haftung für Probleme übernehmen, die in diesen wichtigen Informationen oder in der Installationsanleitung behandelt wurden.

ENTSCHEIDEN SIE SICH FÜR DIE RICHTIGEN MOSAIKFLIESEN

Bitte lesen Sie vor der Bestellung und Installation im Benutzerleitfaden nach, ob die gewünschten Mosaikfliesen für Ihre Zwecke geeignet sind (innen/außen/Duschkabinen/Nassbereiche/Böden/Farbabweichungen und besondere Hinweise). Im Zweifelsfall wenden Sie sich bitte an Ihren Original Style Fachhändler, der Sie gerne berät.

MUSTER-SERVICE

Muster und Musterkarten können dem Kunden auf Wunsch zugeschickt werden. Mosaikmattenmuster in voller Größe werden normalerweise zu einem reduzierten Preis berechnet. Für weitere Einzelheiten wenden Sie sich bitte an Ihren Fachhändler vor Ort.

ABMESSUNGEN

In dieser Broschüre werden Sollmaße und Dicken angegeben. Aufgrund der umfangreichen Handarbeiten bei bestimmten Mosaiken können die tatsächlichen Maße einzelner Mosaikmatten von diesen Sollwerten abweichen und sind daher nur als Anhaltspunkt zu betrachten. Alle Maße unterliegen einer Toleranz von $\pm 2,5$ mm. Planen Sie bei der Berechnung der erforderlichen Anzahl Mosaikmatten bitte 5 % zusätzlich für Verschnitt und Reststücke ein.

FARBABWEICHUNGEN UND FARBNUANCEN

Bei vielen Mosaiken in dieser Broschüre können leichte, aber dennoch unverkennbare Unterschiede in der Farbnuance auftreten. Eine einzelne Musterfliese darf daher nicht als absolut zuverlässiger Anhaltspunkt für eine bestimmte Farbe gesehen werden. Einige Mosaikmatten und einzelne Fliesen können in ihrer Farbnuance, Farbe und Farbton ausgeprägt, aber dennoch feine Abweichungen aufweisen, die als Eigenschaft des jeweiligen Produkts anzusehen sind. Wir empfehlen Ihnen, jeden Karton mit Mosaikfliesen zu öffnen und zu untersuchen, um die Einheitlichkeit der Farbnuance zu bestätigen. Wählen Sie aus verschiedenen Kartons sechs zufällige Matten aus, um zu prüfen, ob es Unterschiede in der Farbnuance gibt. Vor dem Fixieren der Fliesen kann es sich daher lohnen, die attraktivste Anordnung der Farbnuancen auszuprobieren. Unterschiede zwischen einzelnen Chargen können sogar noch deutlicher ausfallen. Aus diesem Grund empfehlen wir dringend, dass Sie alle Fliesen auf einmal kaufen.

KRATZER

Glas- und Metall-Mosaikfliesen können verkratzen. Wir empfehlen bei der Installation vorsichtig vorzugehen und Mosaikfliesen mit Glas- und Metallanteilen aus Bereichen fernzuhalten, in denen sie verkratzt werden könnten. Es ist wichtig, dass eine besonders feine bzw. korngroße Fugenmasse verwendet wird, um ein Zerkratzen der Oberfläche von Glas- und Metallmosaik zu vermeiden. Führen Sie vor der Installation immer einen Test an einer kleinen Stelle durch.

MOSAIKFLIESEN UND BORDÜREN AUS UND MIT METALL

Lesen Sie bitte vor der Installation von Mosaikfliesen und Bordüren aus und mit Metall die Installationsanleitung durch. **Für alle elektrischen Arbeiten in der Nähe von Metallmosaikfliesen bzw. metallhaltigen Bordüren muss ein qualifizierter Elektriker hinzugezogen werden. Besondere Sorgfalt ist erforderlich, wenn Metallmosaikfliesen in einer elektrischen Dusche verwendet werden. Ziehen Sie vor der Installation unbedingt immer einen Elektrofachmann zu Rate.**

INSTALLATION

Wir empfehlen, dass Ihr Fliesenleger vor Beginn jeglicher Arbeiten dieses Dokument „Wichtige Informationen“ liest und außerdem die Installationsanleitung (www.originalstyle.com/fixing.html) liest. Darin werden alle erforderlichen Schritte zur Planung, Verlegung und Versiegelung Ihrer Mosaikfliesen erläutert. Zusätzlich erfahren Sie, wie Sie die Fliesen durch richtige Pflege auch in Zukunft in erstklassigem Zustand halten. Bei Unklarheiten wenden Sie sich bitte vor der Installation an unsere technische Abteilung, da die unkorrekte Anbringung von Fliesen teuer werden kann.

MOSAIKFLIESEN SCHNEIDEN

Es ist unvermeidlich, dass Mosaikfliesen auch geschnitten werden müssen. Lesen Sie vor dem Schneiden von Mosaikfliesen die Installationsanleitung. Metallmosaikfliesen können mit einer Wasser-Schneidmaschine mit normalen Diamantsägeblatt geschnitten werden. Holz- und Kokosnussmosaikfliesen können mit einer Stichsäge geschnitten werden. Beim Schneiden von Mosaiken sind entsprechende Vorsichtsmaßnahmen zu treffen. Eine vollständige Persönliche Schutzausrüstung (PSA) für Hände und Augen sollte verwendet werden.

KLEBER, FUGEN- UND DICHTUNGSMASSE

Es ist besonders wichtig auf die Verwendung der richtigen Kleber, Fugen- und Dichtungsmasse zu achten. Sie sollten die Herstellerinformationen aufmerksam lesen und immer befolgen.

Wir empfehlen, falls in der Gebrauchsanweisung unten nicht anders angegeben, weißen, schnell trocknenden Zement, flexiblen Kleber auf Latexbasis, sandfreie Fugenmasse oder Fugenmasse mit feinem Sand zu verwenden. Original Style kann nicht garantieren, dass selbst bei Verwendung sandfreier Fugenmasse keine kleinen Kratzer auf den Oberflächen der Mosaikfliesen entstehen. Bitte führen Sie vor der Installation an einem kleinen, unauffälligen Bereich einen Test gemäß den Herstelleranweisungen durch.

INSTANDHALTUNG UND PFLEGE

Bitte beachten Sie: Die Verwendung von säurebasierten Reinigungsprodukten kann bei einigen der hier beschriebenen Mosaikfliesen Reaktionen und veränderte Eigenschaften hervorrufen. Wir empfehlen, sofern nicht anders unten angegeben, die Verwendung pH-neutraler Reinigungsprodukte für unsere Fliesen.

Glas: Glasmosaikoberflächen mit sauberem Wasser oder einem normalen Glasreiniger auf Spiritus- oder Alkohollösung abwaschen. Dazu unbedingt ein weiches Tuch verwenden, um Kratzer zu vermeiden.

Metall: Verwenden Sie warmes Seifenwasser. Anschließend mit einem feuchten Tuch abwischen und dann trockenreiben. Alternativ können Sie einen Edelstahlreiniger verwenden. Benutzen Sie keine aggressiven oder scheuernden Reinigungsprodukte wie Scheuer- oder Bleichmittel. Lassen Sie keine anderen Metalle wie z. B. Stahlwolle mit Stahlmosaikflächen in Berührung kommen, da kleine Metallteile in die Oberfläche eindringen und dort korrodieren können, sodass Roststellen entstehen.

Kupfer: Vermeiden Sie jeglichen Kontakt mit Produkten, die Zitronen- oder Flusssäure enthalten (wie Swimmingpool-Reiniger), da bei der Reinigung damit Flecken entstehen können.

Gold: Wir empfehlen, auf Produkten, die Gold enthalten, keine Reiniger auf Säurebasis zu verwenden. Folgen Sie den Anweisungen oben für Glas.

Schillernde Produkte: Vermeiden Sie jeglichen Kontakt mit Produkten, die Flusssäure enthalten (wie Swimmingpool-Reiniger), da bei der Reinigung damit der Glanzeffekt verloren gehen kann.

BELEUCHTUNG

Eine clever angebrachte Beleuchtung kann die Schönheit Ihrer Mosaikfliesen noch hervorheben. Dies gilt insbesondere für Fliesen mit schillernden Elementen. Wir hoffen, die Fotokollagen in unserer Broschüre sind eine gute Inspiration für Sie.

FOTOGRAFIEN

Aufgrund von Abweichungen bei der Studiobeleuchtung und Druckfarben können die Fliesenfarben, die in diesem Katalog dargestellt sind, leicht von den Farben der tatsächlichen Fliesen abweichen. Es ist stets ratsam, Ihren Original Style-Händler zu bitten, Ihnen Muster zu zeigen, bevor Sie Ihre Auswahl treffen.

HAFTUNGSBESCHRÄNKUNG





Original Style übernimmt für die fehlerhafte Installation seiner Fliesen keine Haftung. Sollte es Reklamationen bezüglich der Fliesen selbst geben, dann beschränkt sich die gesetzlich eingeräumte Haftung von Original Style lediglich auf Artikelaustausch oder Kostenrückerstattung. Fliesen sind vor der Installation zu kontrollieren. Eine Reklamation nach der Installation ist nicht möglich. Reklamationen sind innerhalb von sieben Arbeitstagen nach Erhalt der Fliesen einzureichen. Die Größen können im Rahmen der international anerkannten Standards leicht von den angegebenen Nominalgrößen abweichen.

Bitte beachten Sie, dass Sie durch die Installation Qualität, Farbgebung, Größe, Textur und Farbton der Fliesen akzeptieren. Die Verwendung von säurebasierten Reinigungsprodukten kann bei einigen Fliesen Reaktionen und veränderte Eigenschaften hervorrufen.

Original Style gewährleistet die beschreibungs- und zweckgemäße Fabrikationsausführung der Fliesen. Original Style gibt keine weiteren ausdrücklichen oder impliziten Garantien hinsichtlich Eignung der Artikel für besondere Installationsarten. Wir geben weder ausdrücklich noch implizit eine Garantieverlängerung auf Abnutzungsverhalten oder Instandhaltungsverfahren.

Befolgen Sie unbedingt die Anweisungen der Hersteller von Fugenmasse und Kleber hinsichtlich der Eignung für unsere Produkte. Im Zweifelsfall wenden Sie sich bitte an den Fachhändler für Fugenmasse/Fliesenkleber, von dem Sie die Produkte gekauft haben. Original Style übernimmt keine Verantwortung bezüglich der Gebrauchstauglichkeit von Klebern und Fugenmasse von Drittanbietern.

Een beknopte handleiding voor het gebruik

Pagina	Omschrijving					Farbabweichung	Speciale aantekeningen	Algemene Informatie
	Elite Collection							Elite Collection Inca Gold EW-INGMOS15 EW-INGMOS23, Armada Gold EW-AMGMOS, Sunflower EW-SFWMOS zijn geschikt voor keukens en badkamers maar niet voor douches. Shelt: Schelpen mozaïeken zijn niet geschikt voor stoomruimtes en zwembaden maar kunnen wel in douches gebruikt worden. Deze mozaïeken zullen vervagen in direct zonlicht. De Carthage border EW-CARTHB heeft een beschermende laag die of het volledige oppervlak of bepaalde individuele tegels bedekt. Laat deze zitten tijdens het installeren en kan erna voorzichtig worden verwijderd.
06-07	Eastern Light	✓	✗	✓	✗	A	◆	
06-07	Kasba	✓	✗	✓	✗	B	◆	
08-17	Chakra, Karma, Medina, Nirvana, Opulence, Paparazzi, Peace, Precious, Serene, Tranquillity	✓	✗	✓	✗	C		
10	Inca Gold, Armada Gold, Sunflower	✓	✗	✗	✗	C	◆	
15	Kobushi, Sukai, Tekari, Vari, Zao	✓	✗	✗	✗	C	◆◆◆	
16	Mellow	✓	✗	✓	✗	C	▲	
08-13	Bullion, Byzantium Amber, Bronze, Copper, Frankincense, Gem, Gold, Jewel, Myrrh, Platinum, Treasure	✓	✗	✓	✗	A		
19	Purity	✓	✗	✓	✗	C	●▲◆	
19	Mother of Pearl	✓	✗	✓	✗	C	◆◆◆▲◆	
19	Carthage	✓	✗	✓	✗	C	◆◆◆▲◆	
21	Pearl, Innocence, Grace, Modesty	✓	✗	✓	✗	C	▲◆	
	Glass							
24-45	Gold Fleck, Iridescent, Highlight, Mixed Blends	✓	✗	✓	✓	B		
36-56	Amnesia, Crystal Blue, Horizon, Illusion, Mirage, Morning Sun, Oasis, Pacha	✓	✗	✓	✗	B		
52	All Mystique	✓	✗	✗	✗	B-C		
60	Nobu	✓	✗	✓	✗	A	◆	
56	El Divino	✓	✗	✓	✗	A	◆	
60	Atelier, Masa	✓	✗	✓	✗	B	◆▶	
56	Eden, Mambo	✓	✗	✓	✗	C		
59-60	Cenozoic, Storm Cloud, Gavroche, Holocene, Plaza	✓	✗	✓	✗	C	◆▶	
59	Autumn Haze, Dappled Sky, Evening Glow, Morning Dew, Sunray	✓	✗	✓	✗	B	◆▶	
61-75	Plain, Clear, Frosted, Mixed, Random Pattern	✓	✗	✓	✗	A		
64-73	Tumbled Earth, Beach Washed	✓	✓	✓	✗	A		
68	Frosted Pebbles	✓	✓	✓	✗	A	I	
48-49	8 Tile Panels Mixed	✓	✗	✓	✗	A		
81	8 Tile Panels; Blends; Recycled Matt	✓	✗	✓	✓	B		
78-81	Tropical Collection; Lagoon Collection Natural and Pearl	✓	✗	✓	✗	C		
82-83	Lagoon Collection Silk	✓	✗	✓	✓	B		
	Mixed Glass, Stone, Metal, Wood, Ceramic							
86	Kalahari, Massai, Amboseli	✓	✗	✗	✗	C		
86	Imphal, Angami, Naga	✓	✗	✓	✗	C		
88	Khois, Onya, Basu, Morij	✓	✗	✗	✗	C		
89	Desire, Lust, Obsession	✓	✗	✗	✗	C		
90-93	Aldo, Amar, Aura, Chumu, Ethereal, Exti, Goa, Golpo, Hotat, Jai, Lial, Radiance, Rios, Shanir, Splendour	✓	✗	✓	✗	B		
	Dias, Divine, Leso, Orla	✓	✗	✓	✗	B	*	
	Rena	✓	✗	✓	✗	C	*	
	Rakoram	✓	✗	✓	✗	B	◆	
90-93	Chennai, Kolkata, Madras, Pamplona, Pradesh	✓	✗	✓	✗	C		
	Batu, Carinthia, Kandahar, Manaslu, Mandalay, Pagai, Valen, Viedo	✓	✗	✓	✗	C	■*	
93	Zamo (contains copper)	✓	✗	✓	✗	C	■*	
95-96	Actamira, Mogao, Postojna, Crucible, Igneous, Pyroclas	✓	✗	✓	✗	C	■*⊗	
96	Ceylon	✓	✗	✗	✗	B	◆	
96	Surabaya	✓	✗	✗	✗	C	◆	
96	Lombok	✓	✗	✗	✗	C	■*◆	
	Metal							
100-105	Metal Brushed and Polished, Telstar	✓	✗	✓	✗	A-B	*	
103	Cuirassier Black, Cuirassier Steel	✓	✗	✗	✗	A	*◆	
103	Jules Verne	✓	✗	✗	✗	C	*◆	
105	Stellar, Torque	✓	✗	✗	✓	B	◆*◆	
106	Alchemy Brick, Cube, Square	✓	✗	✗	✗	C	*⊗	
	Porcelain							
110-111	Aegean	✓	✗	✓	✓	A		
112	Floor Tiles	✓	✓	✓	✓	A		
	Stone							
112	Polished Marble	✓	✓	✓	✗	B	▲	
118-135	Venetian Mosaics	✓	✓	✓	✗	B-C	▲◆	
	Pebbles; Rustic; Medallions; Stone Borders	✓	✓	✓	✗	B-C	▲◆	
121	Azahar	✓	✗	✓	✗	C		
127	All Splitface	✓	✗	✗	✗	C	◆	
130	Alluvial, Cretaceous, Jurassic, Silurian	✓	✗	✓	✗	C	▲	
134-135	Stone Borders with metal/glass	✓	✗	✓	✗	A	▲*	

SYMBOL

- ◆ Niet in direct zonlicht plaatsen
- ◆ Alleen droge ruimtes
- Raadpleeg onze Swimming Pool brochure voor informatie over mozaïeken die geschikt zijn voor zwembaden
- ▲ Deze aanbevelingen van Original Style zijn niet per se volledig
- Kleurvariatie
- I Beperkt: betrekkelijk uniform maar geringe variaties mogelijk
- I Gematigd: achtergrondkleur vertoont gewoonlijk enige verschillen
- I Aanzienlijk: rijk geschaakt in kleur en doordering
- ✦ Het is sterk aanbevolen goed te mengen voor het aanbrengen
- ⊗ Het is niet geschikt voor keukens, sauna's, badkamers, douches of spatschermen, of blootstelling aan excessieve vochtigheid

SPECIAL AANTEKENINGEN


Gebruik wit, sneldrogend cement, een flexibele lijm op latexbasis en een zandloos of fijnkorrelig voegmiddel, tenzij anderszins staat vermeld.
Epoxy-primer, lijm en voegmiddel aanbevelen
Alleen douches, geen sauna's
Afdichten voor gebruik
Verwijder de beschermende laag voorzichtig na het voegen
Zeer breekbare delen - wees voorzichtig
Alleen voor badkamers
Bij het gebruik van metalen mozaïektegels in een elektrische douche is de grootte voorzichtigheid geboden. Raadpleeg altijd een gediplomeerd elektricien voor u begint
Vraag uw Original Style-tegelspecialist naar de geschiktheid of raadpleeg uw Earthworks brochures voor meer informatie
Koper is niet geschikt voor keukens, sauna's, badkamers, douches of spatschermen, of blootstelling aan excessieve vochtigheid



SYMBOL

- ◆ Niet in direct zonlicht plaatsen
- ◆ Alleen droge ruimtes
- A Raadpleeg onze Swimming Pool brochure voor informatie over mozaïeken die geschikt zijn voor zwembaden
- B Deze aanbevelingen van Original Style zijn niet per se volledig
- C Kleurvariatie

SPECIAL AANTEKENINGEN

Niet in direct zonlicht plaatsen
Alleen droge ruimtes
Raadpleeg onze Swimming Pool brochure voor informatie over mozaïeken die geschikt zijn voor zwembaden
Deze aanbevelingen van Original Style zijn niet per se volledig
KLEURVARIATIE
Beperkt: betrekkelijk uniform maar geringe variaties mogelijk
Gematigd: achtergrondkleur vertoont gewoonlijk enige verschillen
Aanzienlijk: rijk geschaakt in kleur en doordering
Het is sterk aanbevolen goed te mengen voor het aanbrengen

Gebruik iconen
 Binnenmuren
 Natte ruimtes (douche) wanden

 Vloeren
 Buiten

Belangrijke Informatie

Lees de onderstaande informatie zorgvuldig door. De informatie helpt u bij het kiezen van de juiste mozaïektegels en begeleidt u bij enkele procedures voor het aanbrengen en onderhouden van de tegels. Raadpleeg de installatiegids voor gedetailleerdere instructies en voorafgaand aan de installatie op originalstyle.com/guides. Original Style aanvaardt geen aansprakelijkheid voor defecten nadat de mozaïek is gezet, voor problemen die zijn vermeld in deze belangrijke informatie of in de installatiegids zodra het product is gezet of geïnstalleerd.

KIES DE JUISTE STEENMOZAÏEK

Controleer de geschiktheid van de mozaïek in de gebruikshandleiding voorafgaand aan het bestellen en aanbrengen (interieur/exterieur/badkamers/sauna's/vloeren/kleurvariatie en speciale aantekeningen). Vraag in geval van twijfel uw Original Style-detailhandelaar om raad.

MONSTERS

Monsters en staalkaarten kunnen op verzoek worden opgestuurd naar klanten. Gehele mozaïekmatjes kunnen gewoonlijk voor een lager tarief worden besteld. Vraag uw tegelspecialist naar de details.

AFMETINGEN

In deze brochure worden nominale afmetingen en diktes vermeld. Sommige mozaïek wordt met de hand afgewerkt en de werkelijke afmetingen van de individuele mozaïekmatjes kunnen afwijken van de vermelde maten, die slechts als leidraad moeten worden gezien. Voor alle afmetingen geldt een tolerantiewaarde van $\pm 2.5\text{mm}$. Houd rekening met vijf procent voor het snijden en voor afval bij het berekenen van het aantal benodigde mozaïekmatjes.

KLEURVARIATIES EN NUANCERING

Zichtbare maar subtiele variaties in nuancering kunnen in veel mozaïek worden aangetroffen, waaronder die uit deze brochure. Een enkele monstertegel biedt dientengevolge geen precieze kleurindicatie. Sommige mozaïekmatjes en individuele tegels kunnen zichtbare maar subtiele variaties in nuancering, kleur en toon bevatten, die een inherent eigenschap zijn van dat bepaalde product. We raden aan dat u elke doos met mozaïek opent en inspecteert om de consistentie van de nuancering te bevestigen. Selecteer zes willekeurige matjes uit verschillende dozen om te controleren of er verschillen in de nuancering zijn. We raden aan dat u, voorafgaand aan het zetten, tijd besteedt aan de verdeling van de nuancering die u het mooist vindt. De verschillen tussen verschillende partijen kunnen zelfs nog groter zijn. We raden u daarom aan alle tegels tegelijk te bestellen.

KRASSEN

Glazen en metalen mozaïek kunnen bekrast raken. We raden een zorgvuldige installatie aan. Verder adviseren we dat mozaïek dat glas en metaal bevat, niet worden gebruikt op plekken waar het risico op krassen hoog is. Het is belangrijk om een fijnkorrelig of een zandloos voegmiddel te gebruiken om krassen op het oppervlak van glazen en metalen mozaïek te vermijden. Test altijd een klein gebied voorafgaand aan de installatie.

MOZAÏEK EN RANDEN DIE GEMAAKT ZIJN VAN METAAL, OF DIT BEVATTEN

Raadpleeg de installatiegids voor meer informatie voordat u mozaïek en randen installeert die gemaakt zijn van metaal, of die dit bevatten. **Het is van essentieel belang dat bij mozaïeken en randen die metaal bevatten alle elektriciteitswerkzaamheden worden uitgevoerd door een gediplomeerd elektricien. Bij het gebruik van metalen mozaïektegels in een elektrische douche is de grootste voorzichtigheid geboden. Raadpleeg altijd een gediplomeerd elektricien voor u begint.**

INSTALLATIE

We raden ten eerste aan dat uw tegelzetter deze belangrijke informatie doorleest en tevens de installatiegids (originalstyle.com/guides) doorneemt voordat hij/zij begint met de werkzaamheden. Hierin worden de stappen voor het plannen, zetten en afdichten van uw mozaïek volledig uitgelegd, evenals hoe ze jarenlang in optimale conditie kunnen worden gehouden. Neem in geval van twijfel contact op met onze technische afdeling voorafgaand aan het zetten, aangezien het repareren van onjuist aangebrachte tegels duur kan zijn.

SNIJDEN VAN MOZAÏEKTEGELS

Het snijden van mozaïek is onvermijdelijk. Raadpleeg de installatiegids voordat u metalen mozaïek probeert te snijden. Metalen mozaïeken kunnen gesneden worden met een water gekoelde tegelsnijder met een normale diamanten mesblad. Houten en kokosnoten mozaïek kunnen met een decoupeerzaag worden gesneden. De juiste veiligheidsmaatregelen moeten altijd in acht worden genomen bij het snijden van mozaïek. Alle persoonlijke beschermingsmiddelen voor handen en ogen moeten worden gebruikt.

LIJMEN, VOEGMIDDELEN, AFDICHTINGSMIDDELEN

Schenk veel aandacht aan het kiezen van de juiste lijmen, voegmiddelen en afdichtingsmiddelen. Lees de aanwijzingen van de producent zorgvuldig door en volg deze altijd op.

We bevelen het gebruik van een witte, sneldroge lijm op cement- en latexbasis aan, en van een zandloos of fijnkorrelig voegmiddel, tenzij anderszins staat vermeld hieronder of in de beknopte handleiding voor het gebruik. Original Style kan kleine krassen op de oppervlakken van de mozaïek niet altijd vermijden, zelfs bij het gebruiken van zandloze voegmiddelen. Test altijd een onopvallend deel voorafgaand aan de installatie, waarbij alle aanwijzingen van de producent worden opgevolgd.

ONDERHOUD EN REINIGING

We wijzen u erop dat bepaalde zuurhoudende schoonmaakmiddelen kunnen reageren met sommige in deze brochure getoonde mozaïek en het karakter ervan kunnen wijzigen. We bevelen het gebruik van pH-neutrale schoonmaakproducten aan voor onze tegels, tenzij hieronder anderszins staat vermeld.

Glas: reinig oppervlakken van glasmozaïek met schoon water en een normaal glasreinigingsmiddel op alcoholbasis. Gebruik een zachte doek om krassen te voorkomen.

Metaal: gebruik warm zeepwater, een vochtige doek en daarna een droge doek. U kunt ook een schoonmaakmiddel voor roestvrij staal gebruiken. Gebruik geen krassende of schurende schoonmaakmiddelen, schuursponsen of bleekwater. Vermijd elk contact tussen roestvrijstaal mozaïek en andere metalen, zoals staalwol, omdat kleine metaaldeeltjes het oppervlak kunnen binnendringen en roestvlekjes kunnen veroorzaken.

Koper: vermijd contact van de producten met citroenzuur en fluorwaterstofzuur (zoals zwembadreinigers), aangezien deze tot vlekken leiden.

Goud: we raden het gebruik van schoonmaakmiddelen op zuurbasis af voor producten die goud bevatten. Volg de bovenstaande aanwijzingen voor glas op.

Iriserende Mozaïeken: vermijd contact met producten die fluorwaterstofzuur bevatten (zoals zwembadreinigers), aangezien deze de glans beschadigen.

VERLICHTING

Het gebruik van goede verlichting kan uw mozaïek nog mooier maken, vooral als ze regenboogkleurige delen bevatten. We hopen dat de voorbeeldfoto's uit onze brochure u inspireren.

FOTOGRAFIE

Als gevolg van variaties in studiobelichting en printinkten kunnen de in deze catalogus afgebeelde kleuren enigszins afwijken van die van de daadwerkelijke tegels. Voordat u uw keuze maakt, is het altijd raadzaam om uw Original Style-detailhandelaar te vragen om monsters.

AANSPRAKELIJKHEIDSBEPERKING

Original Style is niet aansprakelijk voor de verkeerde installatie van zijn tegels. In geval van claims met betrekking tot de tegels zelf is de aansprakelijkheid van Original Style, voor zover dit wettelijk is toegestaan, beperkt tot het vervangen van het product of het vergoeden van de kosten van het product en is gevolgschade niet inbegrepen. De tegels moeten worden geïnspecteerd voordat deze worden gezet. Claims worden niet behandeld nadat de tegels zijn gezet. Claims moeten binnen zeven werkdagen na ontvangst van de tegels worden ingediend. De tegelafmetingen kunnen enigszins, maar binnen internationaal geaccepteerde standaarden, verschillen van de vermelde nominale afmetingen.

We wijzen u erop dat tot de zetting het aanvaarden van de hoeveelheid, kleur, structuur, afmetingen en schakeling van de tegels behoort. We wijzen u er verder op dat het gebruik van bepaalde schoonmaakproducten op zuurbasis tot een reactie kan leiden bij sommige tegels, waarvan het uiterlijk zal veranderen.

Original Style garandeert dat zijn tegels overeenkomen met hun omschrijving en geschikt zijn voor het beoogde gebruik. Original Style maakt geen andere uitdrukkelijke of impliciete garanties met betrekking tot de geschiktheid van de producten voor bepaalde installaties. We geven geen garanties, uitdrukkelijk of impliciet, ten aanzien van slijtagebestendigheid of onderhoudsmaatregelen.

Het is van groot belang dat de instructies van de producent voor voeg- en lijmmiddelen worden opgevolgd ten aanzien van hun geschiktheid in combinatie met onze producten. Raadpleeg de leverancier van de voeg- en lijmmiddelen van wie u de producten hebt gekocht in geval van twijfel. Original Style maakt geen beweringen over de geschiktheid voor gebruik van de lijmen en voegmiddelen van derde partijen.

Руководство по использованию

Страница	Описание					Варьирование расцветки	Особые отметки	Общая Информация
	Elite Collection							Elite Collection Inca Gold EW-INGMOS15 EW-INGMOS23, Armada Gold EW-AMGMOS, Sunflower EW-SFWMOS Обратите внимание, что эту мозаику можно использовать в кухнях и ванных комнатах, но не в душевых кабинках. Ракушечная мозаика: Не подходит для парных и очень влажных помещений, таких как ванная комната без перегородок, однако может использоваться в душе. Выцветает под воздействием прямых солнечных лучей. Мозаика некоторых разновидностей (Carthage Border EW-CARTNB) поставляется с защитной пленкой, которая покрывает всю поверхность листа либо отдельные фрагменты. Эту пленку необходимо сохранить на время монтажа, а затем аккуратно снять. Glass Стеклопанельная мозаика: цвет плитки также зависит от толщины. Стеклопанельная мозаика: Важно: противоскользящее покрытие для уложенной на полу стеклянной плитки может не оказывать должного эффекта в условиях влажности. Не рекомендуется использовать стеклянную мозаику на столешницах из-за высокой вероятности появления царапин. Использование мозаики вблизи источников тепла: стеклянную мозаику рекомендуется укладывать на расстоянии не менее 3 см от источника тепла. Как и в случае с любой другой стеклянной продукцией, со стеклянной мозаикой необходимо аккуратно обращаться, особенно если имеет место резка или бой мозаики. Поверхности стеклянных фрагментов не должны соприкасаться друг с другом или с острыми/абразивными предметами. Не рекомендуется использовать стеклянную мозаику на столешницах из-за высокой вероятности появления царапин. Некоторые разновидности стеклянной мозаики (линии Ethereal и Stained Glass) хрупкие и требуют осторожного обращения. Mystique: Обратите внимание, что эту мозаику можно использовать в кухнях и ванных комнатах, но не в душевых кабинках. Мозаика с основой из бумаги и пластиковой пленки. Такая мозаика крепится не оборотной стороной к сетке, а лицевой стороной - к бумаге или пленке. Если некоторые из фрагментов мозаики полностью или полупрозрачны, наклеенная сзади сетка может быть видна после монтажа. При необходимости слегка попарить мозаику рекомендуется использовать белый быстросохнущий эластичный клей на цементной основе. Более подробные инструкции приведены в Руководстве по укладке, доступном по адресу www.originalstyle.com/guides . Мозаика с основой из пластиковой пленки: Tropical Collection Эту мозаику необходимо укладывать так же, как и другую, однако слой пленки должен остаться снаружи. Оставьте мозаику не менее чем на 24 часа, чтобы клей застыл и высох, а затем снимите пленку. При необходимости слегка попарить мозаику прежде чем клей высохнет, пленку можно аккуратно срезать при помощи острого ножа. Если при снятии пластиковой пленки отслаиваются небольшие фрагменты мозаики, значит, клей еще не высох. При помощи острого ножа отрежьте небольшие участки в пленке, чтобы через них поступал воздух, ускоряя процесс высыхания. Когда клей высохнет, удалите пленку, взявшись за один угол и потянув ее по направлению к противоположному углу. Мозаика с бумажной основой: Lagoon Collection Эту мозаику необходимо укладывать так же, как и другую, однако слой бумаги должен остаться снаружи. Намочите бумагу и удалите ее прежде чем клей застынет, чтобы у вас была возможность при необходимости выровнять мозаику, пока это возможно.
	Glass							
24-45	Gold Fleck, Iridescent, Highlight, Mixed Blends	✓	X	✓	✓	B		
36-56	Amnesia, Crystal Blue, Horizon, Illusion, Mirage, Morning Sun, Oasis, Pacha	✓	X	✓	X	B		
52	All Mystique	✓	X	X	X	B-C		
60	Nobu	✓	X	✓	X	A	◆	
56	El Divino	✓	X	✓	X	A	◆	
60	Atelier, Masa	✓	X	✓	X	B	◆	
56	Eden, Mambo	✓	X	✓	X	C		
59-60	Cenozoic, Storm Cloud, Gavroche, Holocene, Plaza	✓	X	✓	X	C	◆	
59	Autumn Haze, Dappled Sky, Evening Glow, Morning Dew, Sunray	✓	X	✓	X	B	◆	
61-75	Plain, Clear, Frosted, Mixed, Random Pattern	✓	X	✓	X	A		
64-73	Tumbled Earth, Beach Washed	✓	✓	✓	X	A		
68	Frosted Pebbles	✓	✓	✓	X	A	I	
48-49	8 Tile Panels Mixed	✓	X	✓	X	A		
81	8 Tile Panels; Blends; Recycled Matt	✓	X	✓	✓	B		
78-81	Tropical Collection; Lagoon Collection Natural and Pearl	✓	X	✓	✓	B		
82-83	Lagoon Collection Silk	✓	X	✓	X	C		
	Mixed Glass, Stone, Metal, Wood, Ceramic							
86	Kalahari, Massai, Amboseli	✓	X	X	X	C		
86	Imphal, Angami, Naga	✓	X	✓	X	C		
88	Khoisi, Onya, Basu, Morij	✓	X	X	X	C		
89	Desire, Lust, Obsession	✓	X	X	X	C		
90-93	Aldo, Amar, Aura, Chumu, Ethereal, Exti, Goa, Golpo, Hotat, Jai, Lial, Radiancia, Rios, Shanir, Splendour	✓	X	✓	X	B		
	Dias, Divine, Leso, Orla	✓	X	✓	X	B		
	Rena	✓	X	✓	X	C	*	
	Rakoram	✓	X	✓	X	C	*	
90-93	Chennai, Kolkata, Madras, Pamplona, Pradesh	✓	X	✓	X	C	◆	
	Batu, Carinthia, Kandahar, Manaslu, Mandalay, Pagai, Valen, Viedo	✓	X	✓	X	C	■*	
93	Zamo (contains copper)	✓	X	✓	X	C	■*	
95-96	Actamira, Mogao, Postojna, Crucible, Igneous, Pyroclias	✓	X	✓	X	C	■*⊙	
96	Ceylon	✓	X	X	X	B	+	
96	Surabaya	✓	X	X	X	C	+	
96	Lombok	✓	X	X	X	C	■*+	
	Metal							
100-105	Metal Brushed and Polished, Telstar	✓	X	✓	X	A-B	*	
103	Cuirassier Black, Cuirassier Steel	✓	X	X	X	A	*◆	
103	Jules Verne	✓	X	X	X	C	*◆	
105	Stellar, Torque	✓	X	X	✓	B	◆*+	
106	Alchemy Brick, Cube, Square	✓	X	X	✓	C	*⊙	
	Porcelain							
110-111	Aegean	✓	X	✓	✓	A		
112	Floor Tiles	✓	✓	✓	✓	A		
	Stone							
112	Polished Marble	✓	✓	✓	X	B	▲	
118-135	Venetian Mosaics	✓	✓	✓	X	B-C	▲+	
	Pebbles; Rustic; Medallions; Stone Borders	✓	✓	✓	X	B-C	▲	
121	Azahar	✓	X	✓	X	C		
127	All Splitface	✓	X	X	X	C	+	
130	Alluvial, Cretaceous, Jurassic, Silurian	✓	X	✓	X	C	▲	
134-135	Stone Borders with metal/glass	✓	X	✓	X	A	▲*	

SYMBOL

◆ Подходит для душа, но не для душевой

● Необходимо покрыть герметиком перед использованием

▲ Аккуратно удалите защитную пленку после использования затирки

■ Очень хрупкие фрагменты. Требуется осторожное обращение

⋈ Только для пола в ванной комнате

* Содержит металл. Будьте особенно внимательны при использовании металлической мозаики в электрическом душе. Обязательно проконсультируйтесь с профессиональным электриком перед укладкой

⊕ Проверьте, подходит ли выбранная мозаика для вашей поверхности, обратившись к вашему представителю Original Style либо ознакомьтесь с буклетом Earthworks для получения более подробной информации

⊙ Медная плитка не подходит для установки на кухне, в душевой, ванной комнате и душе, а также над раковинами и в других местах, где она будет контактировать с большим количеством влаги

Особые отметки

Используйте белый быстросохнущий эластичный клей на цементной основе и затирку без песка или с мелким песком, если не указано иное.

Рекомендуется использование эпоксидных грунтовок, клея и затирки

Подходит для душа, но не для душевой

Необходимо покрыть герметиком перед использованием

Аккуратно удалите защитную пленку после использования затирки

Очень хрупкие фрагменты. Требуется осторожное обращение

Только для пола в ванной комнате

Содержит металл. Будьте особенно внимательны при использовании металлической мозаики в электрическом душе. Обязательно проконсультируйтесь с профессиональным электриком перед укладкой

Проверьте, подходит ли выбранная мозаика для вашей поверхности, обратившись к вашему представителю Original Style либо ознакомьтесь с буклетом Earthworks для получения более подробной информации

Медная плитка не подходит для установки на кухне, в душевой, ванной комнате и душе, а также над раковинами и в других местах, где она будет контактировать с большим количеством влаги

SYMBOL

◆ Не подходит для установки на поверхностях, на которые попадают прямые солнечные лучи

⊕ Только для установки на сухих поверхностях

Ознакомьтесь с нашим буклетом о бассейнах и спа-салонах, чтобы получить информацию о мозаике, подходящей для установки в бассейнах

Это рекомендации компании Original Style. Они могут быть не полными

Варьирование расцветки

незначительное: относительно равномерная расцветка, возможны небольшие вариации

умеренное: цвет фона обычно немного варьируется

значительное: неравномерный цвет фона и прожилки.

Настоятельно рекомендуется учитывать распределение цвета при укладке

Особые отметки

Не подходит для установки на поверхностях, на которые попадают прямые солнечные лучи

Только для установки на сухих поверхностях

Ознакомьтесь с нашим буклетом о бассейнах и спа-салонах, чтобы получить информацию о мозаике, подходящей для установки в бассейнах

Это рекомендации компании Original Style. Они могут быть не полными

Варьирование расцветки

незначительное: относительно равномерная расцветка, возможны небольшие вариации

умеренное: цвет фона обычно немного варьируется

значительное: неравномерный цвет фона и прожилки.

Настоятельно рекомендуется учитывать распределение цвета при укладке

Условные обозначения

Внутренние стены

Души, стены душевых

Пол

Снаружи зданий

Важная информация

Пожалуйста, внимательно прочтите следующую информацию. Она поможет вам выбрать подходящую мозаику и ознакомит вас с процедурами монтажа мозаики и ухода за ней. Более подробные инструкции приведены в Руководстве по укладке, доступном по адресу originalstyle.com/guides, с которым также рекомендуется ознакомиться непосредственно перед укладкой. Компания Original Style не несет ответственности за любые дефекты уже уложенной мозаики, а также за проблемы, описанные в разделе «Важная информация» и в Руководстве по укладке, возникшие после раскладывания или монтажа продукции.

ВЫБОР ПОДХОДЯЩЕЙ МОЗАИКИ

Прежде чем заказывать и укладывать мозаику, **убедитесь в том, что она подходит** для использования на вашей поверхности, **ознакомившись с Руководством по использованию (внутри помещения/снаружи/в душе/в ванной комнате/на полу/варьирование расцветки, особые замечания)**. Если вы в чем-либо не уверены, вы можете получить более подробную информацию у вашего розничного поставщика продукции Original Style.

ПРЕДОСТАВЛЕНИЕ ОБРАЗЦОВ

По запросу клиентам высылаются образцы продукции. За предоставление полноразмерного листа мозаики обычно взимается плата по сниженной ставке. Более подробную информацию вы найдете в списке имеющейся продукции у вашего местного поставщика.

РАЗМЕРЫ

В данной брошюре представлены номинальные размеры и толщина. Поскольку для изготовления некоторых разновидностей мозаики используется ручная работа, реальные размеры каждого листа могут отличаться от указанных. В связи с этим представленные в брошюре размеры и толщина должны рассматриваться исключительно как ориентировочные. При расчете размеров необходимо учитывать погрешность $\pm 2,5$ мм. При подсчете количества листов мозаики закладывайте пять процентов на обрезки и отходы.

ВАРЬИРОВАНИЕ ПО ЦВЕТУ И ОТТЕНКУ

Многим видам мозаики, представленной в этой брошюре, может быть свойственно незначительное, но заметное варьирование по цвету. Отдельный образец мозаики не может рассматриваться как абсолютно точный показатель расцветки. Некоторые листы мозаики и отдельные фрагменты могут незначительно, но заметно отличаться по оттенку, цвету и тону, что является характерной особенностью конкретного продукта. В связи с этим рекомендуется открывать и осматривать каждую упаковку мозаики, чтобы убедиться в однородности ее расцветки. Выберите шесть случайных листов из разных упаковок и сравните их по цвету. Мы рекомендуем уделить некоторое время тому, чтобы наиболее красиво распределить оттенки перед укладкой. Разница между партиями может быть более заметна. По этой причине рекомендуется покупать всю мозаику, необходимую для проекта, за один раз.

РЕЗКА МОЗАИКИ

Резки мозаики невозможно избежать. Прежде чем резать мозаику, ознакомьтесь с Руководством по укладке. Металлическую мозаику можно резать циркулярным электроплиткорезом с обычным алмазным диском. Деревянную и кокосовую мозаику можно резать ножовкой. При резке любой мозаики необходимо всегда помнить о соответствующих мерах безопасности. Используйте средства индивидуальной защиты для рук и глаз.

МОНТАЖ

Мы настоятельно рекомендуем, чтобы ваш подрядчик прочитал раздел «Важная информация», а также получил и прочитал Руководство по укладке (originalstyle.com/guides), прежде чем начинать любые работы. В данных материалах полностью изложены необходимые мероприятия по планированию, установке и закреплению мозаики, а также по сохранению ее в первозданном виде в течение долгих лет. Если у вас появятся какие-либо вопросы, свяжитесь с нашим техническим отделом, прежде чем укладывать мозаику, поскольку неправильный монтаж может привести к большим затратам.

КЛЕИ, ЗАТИРОЧНЫЕ СМЕСИ, ГЕРМЕТИКИ

Очень важно выбрать подходящие клеи, затирку и герметик. Внимательно прочтите информацию от производителя и всегда следуйте инструкциям.

Если в Руководстве по использованию/в тексте ниже не указано иное, мы рекомендуем использовать белый быстросохнущий эластичный клей на цементно-латексной основе и затирочные смеси без песка или с мелким песком. Компания Original Style не может гарантировать, что на поверхности мозаики не появятся царапины даже после использования затирочной смеси, не содержащей песка. Перед монтажом проведите тест на небольшом незаметном участке, соблюдая все инструкции производителя.

ЦАРАПИНЫ

Стеклопанельная и металлическая мозаика подвержена царапинам. Мы рекомендуем проявить осторожность при укладке такой мозаики, а также не использовать мозаику, полностью или частично содержащую стекло и металл, в местах с повышенным риском нанесения царапин. Обязательно используйте затирку с мелким песком или не содержащую песок, чтобы не поцарапать поверхность стекла и/или металла. Перед монтажом обязательно проведите тест на небольшом участке.

МОЗАИКА И БОРДЮРЫ ИЗ МЕТАЛЛА ИЛИ СОДЕРЖАЩИЕ МЕТАЛЛ

Перед монтажом мозаики и бордюров, полностью или частично изготовленных из металла, ознакомьтесь с более подробной информацией, изложенной в Руководстве по укладке. Все электрические работы в непосредственной близости от металлической мозаики и бордюров, содержащих металл, должны осуществляться исключительно профессиональным электриком. Будьте особенно осторожны при использовании металлической мозаики в электрической душе. Перед монтажом обязательно проконсультируйтесь с профессиональным электриком.

УХОД И ОЧИСТКА

Обратите внимание, что использование некоторых моющих средств на кислотной основе может вызвать реакцию и изменение свойств некоторой мозаики, приведенной в этой брошюре. Мы рекомендуем использовать моющие средства с нейтральным уровнем pH для очистки мозаики, если ниже не указано иное.

Стеклопанельная мозаика: Для мытья стеклопанельной мозаики используйте чистую воду, обычный спирт или средство для мытья стекол на основе спирта. Чтобы не поцарапать мозаику, используйте мягкую ткань.

Металлическая мозаика: Вымойте мозаику тряпкой, смоченной теплой мыльной водой, затем насухо вытрите. Также можно использовать моющее средство для нержавеющей стали. Не используйте жесткие или абразивные моющие средства, металлические мочалки или отбеливающие вещества. Не допускайте контакта мозаики с другими металлическими предметами, такими как стальные мочалки, т.к. мелкие металлические фрагменты могут врезаться в поверхность мозаики, что приведет к коррозии и появлению ржавчины.

Медная мозаика: Избегайте контакта с веществами, содержащими лимонную или фтористоводородную кислоту (например, моющими средствами для бассейнов), т.к. они оставляют пятна.

Золотая мозаика: Для мытья продуктов с золотым покрытием не рекомендуется использовать моющие средства на кислотной основе. Следуйте инструкциям для мытья стеклопанельной мозаики, приведенным выше.

Радужная мозаика: Избегайте контакта с веществами, содержащими фтористоводородную кислоту (например, средствами для мытья бассейнов), поскольку они приведут к потере эффекта блеска.

Освещение

Особым образом подобранное освещение может улучшить внешний вид мозаики, особенно радужной. Надеемся, что вас вдохновят фотографии, использованные в брошюре.

Фотографии

С учетом освещения в студии и типографической краски, цвет плиток на фотографиях, представленных в данной брошюре, может незначительно отличаться от фактического цвета плитки. Рекомендуется потребовать образец плитки у поставщика Original Style.

Ограничение ответственности

Компания Original Style не несет ответственности за дефекты при установке ее продукции. При возникновении претензий относительно качества плитки, ответственность компании Original Style в установленных законом случаях ограничена либо заменой товара, либо возмещением его стоимости, и не распространяется на возмещение косвенных убытков. О претензиях необходимо сообщать в течение 7 рабочих дней после получения плитки. Плитку следует проверить до ее установки. После установки плитки претензии не принимаются.

Просьба обратить внимание, что установка плитки означает отсутствие претензий к ее качеству, цвету, размерам, текстуре и оттенкам. Компания Original Style гарантирует, что плитка соответствует ее описанию и пригодна для использования в надлежащих целях. Компания Original Style не предоставляет ни прямых, ни косвенных гарантий соответствия или пригодности товара для конкретных видов установки. Мы не обеспечиваем ни прямые, ни косвенные гарантии износоустойчивости и исправности.

Просьба отметить, что использование определенных чистящих средств на кислотной основе способно привести к возникновению химической реакции и изменению свойств плитки.

The possibilities are endless....

As well as supplying a vast range of off-the-shelf mosaics in a myriad of colours, shapes and materials, we can also provide you with bespoke designs.



Mosaics can be made to your specific designs, everything from a simple motif or logo to a precious or special photograph can be put on to a mosaic panel.

Here are some suggestions for creating your bespoke mosaics:

- Photographs of family groups; individual portraits of babies, children; graduation images
- Pictures from your holiday, photographs of special pets, favourite cityscapes or landscapes, even your garden
- Mosaic panels for behind a bath or in a bedroom; a feature wall in a dining room, kitchen or living room; a panel in a hallway
- Mosaics can be made from glass, stone, ceramic or other materials, depending on where they are going to be installed
- Colours will be closely reproduced from the original image provided

In fact, anything goes! As long as you can provide us with a high resolution photograph or image, we can do the rest.

Depending on the size of the area where your mosaic will be installed, your order should only take around 3-4 weeks to be delivered. The price will be dependent on size, colour and materials.

When your bespoke mosaics are ready for installation, a competent tiler should be able to fix them in place for you to enjoy for years.

The images on these pages are just a taste to give you an idea, but obviously the possibilities are endless!

Contact your local Original Style mosaics retailer for more information and to discuss your specific requirements.



Pool and Spa



A collection of mosaics and tiles for pools, pool side and spas

Splashbacks



Glass splashbacks and upstands in a choice of colours

Glassworks



A huge collection of glass tiles including large formats

Earthworks



Natural stone tiles and mosaics for walls and floors

Tileworks



Contemporary porcelain and ceramic tiles for floors and walls

Odyssey



Tiles inspired by journeys of discovery

Pop Art



Wall tiles, half tiles, large brick and metro tiles in bright colours and patterns

Victorian Floor Tiles



Ever popular traditional geometric tiles

Artworks



Traditional wall tiles to coordinate with the Victorian Floor Tile range

Original Style also produce other ranges of ceramic tiles, natural stone, Mosaics and Victorian floor tiles.
Please ask your retailer for copies of these brochures. Please return this brochure to your Original Style stockist after use.

The 'Original Style' logo is a registered trade mark of Original Style Ltd.
Original Style Limited is registered in England number 3018117. Registered Office:
Falcon Road, Sowton Industrial Estate, Exeter, Devon EX2 7LF, England

Your Original Style stockist

£2.00 €3.00 \$3.50

MSBROCH5/08/13

GENERAL ENQUIRIES

Tel: +44 (0)1392 473004

Fax: +44 (0)1392 473014

UK SALES

Tel: +44 (0)1392 473000

Fax: +44 (0)1392 473010

USA SALES

Tel: 508 507 6228

Fax: 1-866 881 6609 (toll free)

REST OF WORLD SALES

Tel: +44 (0)1392 473001

Fax: +44 (0)1392 473011

Email: info@originalstyle.com

Website: www.originalstyle.com

