

GLASSWORKS



ORIGINALSTYLE



reflect on collect the brilliance of glass

Glass has been used in the decoration of buildings for a thousand years or more, and its reflective qualities are continually being redefined. This latest Glassworks collection makes it possible for you to enjoy the translucent beauty of this versatile and colourful material on interior walls throughout the home, as well as in commercial applications.

Explore the following pages for glass tiles in many sizes and formats, including large splashbacks, stunning decorative effects, beautiful metallics, mosaics in hexagon and brickbond formats, and a whole spectrum of colours in both glossy and frosted finishes. Many are new this year, reflecting the latest trends in interior design.



Contents

Decorative Effects 4 - 47

| | |
|-------------------------|----|
| Metallic | 04 |
| Pearl | 14 |
| Textured Hexagons | 18 |
| Floral | 20 |
| Rainbow | 24 |

Metallic & Sparkle Effects 38 - 55

| | |
|-----------------------|--------|
| Metallic | 38, 42 |
| Hexagon Mosaics | 40 |
| Metallica | 44 |
| Bevel | 46 |
| Mirror Bevel | 48 |

Clear & Frosted 56

| | |
|---------------|----|
| Clear | 56 |
| Bevel | 62 |
| Frosted | 68 |
| Borders | 76 |

Important Information ... 80



decoratives

Large format tiles can be used to transform a room, reflect light or to create dazzling effects

A thin layer of foil has been used to create the stunning gold effect shown here. It means that every tile will be slightly different too – a masterpiece of precious metal encapsulated in glass. It makes a striking first impression wherever it is used. Turn to pages 30-37 for all the other decorative tiles in the range.



This section is all about decorative glass – from sumptuous gold to wrought iron, from crushed silk to frozen galaxies of stars. See how beautiful they can be in both commercial and residential settings in the following pages.



Copper Leaf GW-CLF6030 shown with Metallic Steel porcelain tiles from the Tileworks collection



Silver Leaf GW-SLF6030 shown with Viano White marble from the Earthworks collection

Cool silver and warm copper

First there was gold, now you can choose from copper and silver foil effect too. Each tile will have its own unique pattern.






Pharaoh GW-PHR6030 shown with Turin Grigio porcelain tiles from the Tileworks collection

A glass act

You have to look closely to discover that these tiles are actually made from glass. From a distance the tiles on this page appear to have been forged from silver or wrought iron. These intricate designs will add drama to any setting.



09

DECORATIVE
EFFECTS





Graphite Wave GW-GRP6020

New wave

Create a wave of excitement with these textured tiles, available in two distinct styles and three colour options, from bright silver to deep graphite grey.





Arabia GW-ABA6030

Like burnished gold
and polished silver

Random textures and a mix of metallic
hues from dark to bright, in a versatile brick
mosaic and a large format option







Adura GW-ADR6030

White as ice

Uber cool glamour with the icy whiteness of Arctic Crushed Pearl and Aduro. See page 33 for more decorative large format tiles with a crushed pearl effect.



15

DECORATIVE
EFFECTS



Arctic Crushed Pearl GW-ACP6030
shown with Mineral Portland porcelain
tiles from the Tileworks collection

Caeli GW-CAE6030 shown
with Turin Grigio porcelain tiles
from the Tileworks collection





Crushed Black Pearl GW-CBP6030

Baroque living – a lavish and opulent look – it's the very opposite of minimalism

There's an opalescent depth to these tiles – you'll see crushed silk and mother of pearl. Why not echo these textures by furnishing the room with sumptuous fabrics and rich colours? For more pearl effect tiles, turn to page 33.

18

DECORATIVE
EFFECTS



Futura Zirconia Hexagon GW-FZHMOS shown with
Sloe half tiles from the Winchester Residence collection



Futura Sepia Hexagon GW-FSHMOS

A different dimension



Treat your walls to a new shape and texture
- hexagonal mosaics in crocodile patterns.
See more hexagons on pages 34 and 40.

20


DECORATIVE
EFFECTS



Honfleur Silver GW-HSL6030

A swirl of leaves

The leaf-like pattern is subtly etched into the surface. Choose Honfleur in glamorous gold or shimmering silver for a tile that's tactile and opulent. Turn the page for more floral magic.







Beauville Black Negative GW-BFB6030N



Beauville Silver GW-BFS6030P

Weave some magic with these floral panels

Graceful floral patterns are entwined across these tiles, whether they are placed horizontally or vertically. Clever use of lighting will bring out their shiny and satin features. Beauville is available in Black Positive, Black Negative and Silver. See page 35 for more details.



Beauville Silver GW-BFS6030P



24

DECORATIVE
EFFECTS



Aurora Borealis Silver GW-DSRB6030 shown with Bastille field tiles from the Winchester Residence collection.
Floor: Wood Effect and Illusion White tiles, both from the Tileworks collection



Aurora Borealis Dark Silver GW-DSR6030


Hi ho silver



You can create amazing effects with these unusual, striking silver tiles, such as combining with strong colours for a bold statement bathroom. Available as large format in bright and dark silver. See page 36 for more details.




Aurora Borealis Aqua Gloss Splashback
GW-AQA3606C



Aurora Borealis Aura Gloss Splashback
GW-AUR3606C



Aurora Borealis Aura Gloss Splashback
GW-AUR3606C



Follow the rainbow with these intriguing frosted tiles

This unique frosted rainbow effect is available in three colour ways. Install these and you will never tire of the amazing effects that will appear from different viewpoints, and by using various types of lighting. These three colours, in 600 x 300mm / 23⁵/₈" x 11³/₄" size, are also available as Splashbacks with a gloss, reflective finish. See pages 37 and 80 for details and important information about Splashbacks.

Aurora Borealis Aqua Frosted GW-AQA6030F
shown with Botticino Tumbled Marble floor and
wall tiles from the Earthworks range, and St Kitts
Mosaics from the Pool and Spa range





Elevate your style
with a confident
expanse of glass

It's also a practical solution
for a wall covering, as it's
quick and easy to keep
clean and looking good.
See page 32 for more details.



Silver Leaf

GW-SLF6030

600 x 300 x 8mm (23⁵/₈" x 11¹³/₁₆" x ⁵/₁₆")

Incorporating a thin layer of beaten foil beneath the glass surface



Copper Leaf

GW-CLF6030

600 x 300 x 8mm (23⁵/₈" x 11¹³/₁₆" x ⁵/₁₆")

Incorporating a thin layer of beaten foil beneath the glass surface




Gold Leaf

GW-GLF6030

600 x 300 x 9mm (23⁵/₈" x 11¹³/₁₆" x ³/₈")

A bright and glossy beaten gold effect to add a touch of glamour




Giza

GW-GZA6030

600 x 300 x 6mm (23⁵/₈" x 11¹³/₁₆" x ¹/₄")

Incorporating a thin layer of beaten foil beneath the glass surface



Karnak

GW-KNK6030

600 x 300 x 9mm (23⁵/₈" x 11¹³/₁₆" x ³/₈")

Incorporates the thinnest layer of real silver foil beneath the glass



Cleopatra

GW-CLE6030

600 x 300 x 9mm (23⁵/₈" x 11¹³/₁₆" x ³/₈")

Incorporates the thinnest layer of real gold foil beneath the glass

Tiles with a laminated vinyl backing

Carreaux avec support en vinyle laminé

Fliesen mit laminierter Vinylrückseite

Tegels met een gelamineerde vinylachterzijde

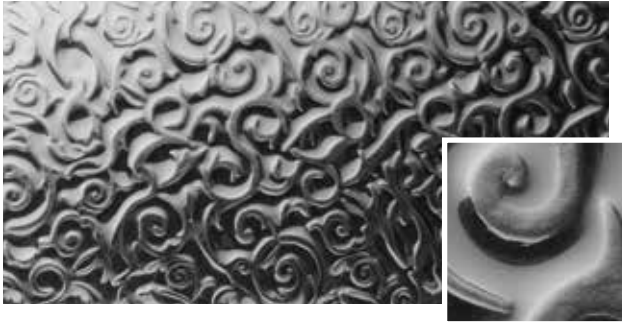
Mercury GW-MRC6030, Karnak GW-KNK6030, Solstice GW-SOL6030,
Cleopatra GW-CLE6030, Tutankhamun GW-TUT6030

Please note, because of their size, these decorative tiles are not in proportion to reference images of tiles in other sections.

Merci de noter qu'en raison de leur taille ces carreaux décoratifs ne sont pas en proportion avec les autres images dans les autres sections.

Es ist zu merken, daß, wegen ihrer Größe, diese Dekorfliesen in keinem Verhältniss zu der Abbildungen von Fliesen in anderer Ausschnitten stehen.

De decoratieve tegels in deze afbeeldingen zijn niet afgebeeld in dezelfde schaal als de tegels afgebeeld in andere secties.



Pharaoh

GW-PHR6030

600 x 300 x 9mm (23⁵/₈" x 11¹³/₁₆" x 3/₈")

Intricate entwining patterns that look like ancient designs, in silver



Tutankhamun

GW-TUT6030

600 x 300 x 9mm (23⁵/₈" x 11¹³/₁₆" x 3/₈")

Intricate entwining patterns that look like ancient designs, in wrought metal



Amun-Ra

GW-AMR6030

600 x 300 x 9mm (23⁵/₈" x 11¹³/₁₆" x 3/₈")

Intricate entwining patterns that look like ancient designs, in gold



Arabia

GW-ABA6030

600 x 300 x 8mm (23⁵/₈" x 11¹³/₁₆" x 5/₁₆")

An undulating surface for added interest




Ammon Mosaic

GW-AMMMOS

505 x 205 x 8mm (20¹/₈" x 8¹/₈" x 5/₁₆")

Mosaic with an undulating surface for added interest




Arabia Mosaic

GW-ABAMOS

505 x 205 x 8mm (20¹/₈" x 8¹/₈" x 5/₁₆")

Mosaic with an undulating surface for added interest



Siva Mosaic

GW-SIVMOS

505 x 205 x 8mm (20¹/₈" x 8¹/₈" x 5/₁₆")

Mosaic with an undulating surface for added interest

These tiles and mosaics are painted by hand and so each individual tile will be unique.
Ces carreaux et mosaïques sont peints à la main ; de ce fait chaque carreau sera unique.
Die Rückseiten dieser Fliesen und Mosaiken sind handbemalt und jede Fliese ist einzigartig.
Doordat de achterkant van deze glazen tegels en mozaïeken met de hand geschilderd zijn, is iedere tegel uniek.
Обратная сторона этой плитки раскрашена вручную и поэтому каждая индивидуальная плитка уникальна.




Silver Crest

GW-SCR6030

600 x 300 x 8mm (23⁵/₈" x 11¹³/₁₆" x 5¹/₁₆")

An undulating silver wave to create a repeating pattern



Platinum Crest

GW-PCR6030

600 x 300 x 8mm (23⁵/₈" x 11¹³/₁₆" x 5¹/₁₆")

An undulating platinum wave to create a repeating pattern



Solstice

GW-SOL6030

600 x 300 x 9mm (23⁵/₈" x 11¹³/₁₆" x 3³/₈")

Look closely to see a galaxy of stars in a dark night sky




Graphite Wave

GW-GRP6020

600 x 200 x 9mm (23⁵/₈" x 7⁷/₈" x 3³/₈")

A textured wave effect in dramatic black



Saturn

GW-STN6030

600 x 300 x 9mm (23⁵/₈" x 11¹³/₁₆" x 3³/₈")

A colourful and complex geometric design reminiscent of kaleidoscope patterns



Solar

GW-SLR6030

600 x 300 x 9mm (23⁵/₈" x 11¹³/₁₆" x 3³/₈")

A tile with a soft glitter and glints of iridescence



Mercury

GW-MRC6030

600 x 300 x 9mm (23⁵/₈" x 11¹³/₁₆" x 3³/₈")

A muted sparkled textured effect, perfect for modern interiors


Tiles with a veneer backing
Carrelages avec revêtement décoratif
Fliesen mit laminiertem Kern
Tegels met een plastic tussenlaag
Saturn GW-STN6030, Solar GW-SLR6030

Please note, because of their size, these decorative tiles are not in proportion to reference images of tiles in other sections.

Merci de noter qu'en raison de leur taille ces carreaux décoratifs ne sont pas en proportion avec les autres images dans les autres sections.

Es ist zu merken, daß, wegen ihrer Größe, diese Dekorfliesen in keinem Verhältnis zu der Abbildungen von Fliesen in anderer Ausschnitten stehen.

De decoratieve tegels in deze afbeeldingen zijn niet afgebeeld in dezelfde schaal als de tegels afgebeeld in andere secties.




Aduro

GW-ADR6030

600 x 300 x 9mm (23⁵/₈" x 11¹³/₁₆" x 3/₈")

Lustrous, pearly effects that shimmer and attract the light




Crushed Pearl

GW-CPL6030

600 x 300 x 9mm (23⁵/₈" x 11¹³/₁₆" x 3/₈")

The appearance of crushed pearls, encapsulated in a sheet of glass




Caeli

GW-CAE6030

600 x 300 x 9mm (23⁵/₈" x 11¹³/₁₆" x 3/₈")

Similar to Aduro, but with mysterious undertones in grey and black




Arctic Crushed Pearl

GW-ACP6030

600 x 300 x 8mm (23⁵/₈" x 11¹³/₁₆" x 5/₁₆")

Ice white crushed pearl effect, encapsulated in a sheet of glass



Paua

GW-PAU6030

600 x 300 x 9mm (23⁵/₈" x 11¹³/₁₆" x 3/₈")

All the vibrant colours of abalone shells found in New Zealand



Crushed Black Pearl

GW-CBP6030

600 x 300 x 9mm (23⁵/₈" x 11¹³/₁₆" x 3/₈")

Looks like crushed black velvet effect, perfect for an opulent style



Crushed Cowrie

GW-CCW6030

600 x 300 x 9mm (23⁵/₈" x 11¹³/₁₆" x 3/₈")

Rich tones of tortoiseshell and copper, for a look of luxury

Tiles with a laminated vinyl backing

Carreaux avec support en vinyle laminé

Fliesen mit laminierter Vinylrückseite

Tegels met een gelamineerde vinylachterzijde

Crushed Pearl GW-CPL6030, Crushed Cowrie GW-CCW6030,

Crushed Black Pearl GW-CBP6030

Tiles with a porcelain backing

Carreaux avec support en porcelaine

Fliesen mit Porzellanrückseite

Tegels met een porseleinen achterzijde

Aduro GW-ADR6030, Caeli GW-CAE6030, Paua GW-PAU6030

Please note, because of their size, these decorative tiles are not in proportion to reference images of tiles in other sections.

Merci de noter qu'en raison de leur taille ces carreaux décoratifs ne sont pas en proportion avec les autres images dans les autres sections.

Es ist zu merken, daß, wegen ihrer Größe, diese Dekorfliesen in keinem Verhältnis zu der Abbildungen von Fliesen in anderer Ausschnitten stehen. De decoratieve tegels in deze afbeeldingen zijn niet afgebeeld in dezelfde schaal als de tegels afgebeeld in andere secties.



Futura Dichroic
Hexagon Mosaic

GW-FGHMOS

289 x 386 x 8mm (11³/₈" x 15³/₁₆" x ⁵/₁₆")

Changing tones of silvers and greys



Futura Sepia
Hexagon Mosaic

GW-FSHMOS

289 x 386 x 8mm (11³/₈" x 15³/₁₆" x ⁵/₁₆")

Croc effect in a mix of sepia tones



Futura Zirconia
Hexagon Mosaic

GW-FZHMOS

289 x 386 x 8mm (11³/₈" x 15³/₁₆" x ⁵/₁₆")

Croc effect in a mix of grey tones

Please note, because of their size, these decorative tiles are not in proportion to reference images of tiles in other sections.

Merci de noter qu'en raison de leur taille ces carreaux décoratifs ne sont pas en proportion avec les autres images dans les autres sections.

Es ist zu merken, daß, wegen ihrer Größe, diese Dekorfliesen in keinem Verhältniss zu der Abbildungen von Fliesen in anderer Ausschnitten stehen.

De decoratieve tegels in deze afbeeldingen zijn niet afgebeeld in dezelfde schaal als de tegels afgebeeld in andere secties.




Beauville Silver

GW-BFS6030P

600 x 300 x 6mm (23⁵/₈" x 11¹³/₁₆" x 1/4")

Elegant silver satin tendrils in a repeating pattern, on silver gloss



Honfleur Silver

GW-HSL6030

600 x 300 x 8mm (23⁵/₈" x 11¹³/₁₆" x 5/16")

A scrolling leafy pattern, seemingly etched onto a silver background



Beauville Black Positive

GW-BFB6030P

600 x 300 x 6mm (23⁵/₈" x 11¹³/₁₆" x 1/4")

Elegant black satin tendrils in a repeating pattern, on black gloss



Honfleur Gold

GW-HGL6030

600 x 300 x 8mm (23⁵/₈" x 11¹³/₁₆" x 5/16")

A scrolling leafy pattern, seemingly etched onto a gold background



Beauville Black Negative

GW-BFB6030N

600 x 300 x 6mm (23⁵/₈" x 11¹³/₁₆" x 1/4")

Elegant black gloss tendrils in a repeating pattern, on black satin

Tiles with a painted backing
Carreaux avec support peint
Fliesen mit gemalter Rückseite
Tegels met een geverfde achterzijde

Gold Leaf GW-GLF6030, Beauville Silver GW-BSF6030P,
Beauville Black Positive GW-BFB6030P,
Beauville Black Negative GW-BFB6030P,
Pharoah GW-PHR6030, Amun-Ra GW-AMR6030

Please note, because of their size, these decorative tiles are not in proportion to reference images of tiles in other sections.

Merci de noter qu'en raison de leur taille ces carreaux décoratifs ne sont pas en proportion avec les autres images dans les autres sections.

Es ist zu merken, daß, wegen ihrer Größe, diese Dekorfliesen in keinem Verhältnis zu der Abbildungen von Fliesen in anderer Ausschnitten stehen.

De decoratieve tegels in deze afbeeldingen zijn niet afgebeeld in dezelfde schaal als de tegels afgebeeld in andere secties.



Aurora Borealis Aura Frosted

GW-AUR6030F

600 x 300 x 6mm (23⁵/₈" x 11¹³/₁₆" x 1/4")

Ever changing pink spectrum rainbow colours, with a frosted finish



Aurora Borealis Ventus Frosted

GW-VEN6030F

600 x 300 x 6mm (23⁵/₈" x 11¹³/₁₆" x 1/4")

Ever changing blue spectrum rainbow colours, with a frosted finish



Aurora Borealis Aqua Frosted

GW-AQA6030F

600 x 300 x 6mm (23⁵/₈" x 11¹³/₁₆" x 1/4")

Ever changing green - blue spectrum rainbow colours, with a frosted finish



Aurora Borealis Silver

GW-SRB6030

600 x 300 x 6mm (23⁵/₈" x 11¹³/₁₆" x 1/4")

Shimmering silver effects, with a gloss finish



Aurora Borealis Dark Silver

GW-DSR6030

600 x 300 x 6mm (23⁵/₈" x 11¹³/₁₆" x 1/4")

Shimmering dark silver effects, with a gloss finish

Because of the way they are made, every Aurora Borealis tile is unique. When they are placed together the patterns will not necessarily match each other but the overall effect will be stunning.


Tiles with a painted backing
Carreaux avec support peint
Fliesen mit gemalter Rückseite
Tegels met een geverfde achterzijde

Aurora Borealis Aura Frosted GW-AUR6030F, Aurora Borealis Ventus Frosted GW-VEN6030F, Aurora Borealis Aqua Frosted GW-AQA6030F



Aurora Borealis Aqua
Gloss Splashback*

GW-AQA2406C 600 x 750 x 6mm (23⁵/₈" x 29¹/₂" x ³/₈")
 GW-AQA3606C 900 x 750 x 6mm (35⁷/₁₆" x 29¹/₂" x ³/₈")
 Ever changing green - blue spectrum rainbow colours, with a gloss finish



Aurora Borealis Aura
Gloss Splashback*

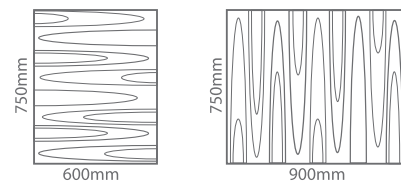
GW-AUR2406C 600 x 750 x 6mm (23⁵/₈" x 29¹/₂" x ³/₈")
 GW-AUR3606C 900 x 750 x 6mm (35⁷/₁₆" x 29¹/₂" x ³/₈")
 Ever changing pink spectrum rainbow colours, with a gloss finish



Aurora Borealis Ventus
Gloss Splashback*

GW-VEN2406C 600 x 750 x 6mm (23⁵/₈" x 29¹/₂" x ³/₈")
 GW-VEN3606C 900 x 750 x 6mm (35⁷/₁₆" x 29¹/₂" x ³/₈")
 Ever changing blue spectrum rainbow colours, with a gloss finish

Aurora Borealis
Splashback patterns



Because of the way they are made, every Aurora Borealis tile is unique. When they are placed together the patterns will not necessarily match each other but the overall effect will be stunning.

*NB Splashbacks must **NOT** be cut. Please see Important Information section.

*NB Les Splashbacks ne doivent **JAMAIS** être découpés. Veuillez vous reporter aux Informations Essentielles.

*Hinweis: Splashbacks dürfen **NICHT** geschnitten werden. Bitte lesen Sie den Abschnitt "Wichtige Informationen".

*Let op: Splashbacks mogen **NIET** gesneden worden. Raadpleeg alstublieft onze Belangrijke Informatie.

38

METALLIC AND
SPARKLING EFFECTS



Argent Splashback GW-AGT2406C

Bring harmony
and style together
with clever use of
different textures

This sparkling Splashback placed behind a breakfast bar (shown above) is guaranteed to brighten up every morning. Our Splashbacks are not just for kitchens and bathrooms either – they can be used to link colour and texture from room to room.

Dionysus GW-DIO3010C shown with
Purity shell mosaics from the Mosaics range and Levantine
Ivory natural stone floor tiles from the Earthworks range



metallic
weft

& sparkling effects




Glassworks tiles can be successfully teamed up with different materials from our other collections. Here the alcove above the bath is lined with mosaics made from shell, to harmonise beautifully with the understated shade of Dionysus. The floor is laid with Levantine Ivory, a natural stone.

40

METALLIC AND
SPARKLING EFFECTS

Natural living

The hexagon – invented by nature and also looking very much at home on walls. Get on-trend with this honeycomb shaped mosaic which comes in five metallic colours. See pages 18-19 for more hexagon mosaics.





Hera Hexagon Mosaic GW-HERHEXMOS shown with Downtown White porcelain tiles from the Tileworks collection



Erebos GW-ERB1575CM

Shine on

Sophisticated and subtle, these metallic hues look great in bathrooms and kitchens, especially in this new brick format. A brickbond mosaic format is also available. See page 55 for further details





Titania GW-TTA410MFT

Beautiful blends

The Metallica tiles come in eight colours, which range from the silver of Triton to the deep charcoal of Hermes, in sizes 48 x 48mm / 1⁷/₈" x 1⁷/₈", 100 x 100mm / 4" x 4" and 150 x 75mm/5¹⁵/₁₆" x 3". See page 54 for full details.









Meteor Splashback GW-MET2406C

Let tiles be the stars of the show

The starry midnight black of Meteor (shown above) provides a stunning backdrop for cocktail making. The 200 x 100mm / 8" x 4" bevel tile (shown on the left) is available, along with a 100 x 100mm / 4" x 4" bevel finishing tile, in four metallic colours. The bevel tile also looks good laid out in a traditional brickbond pattern, as shown on page 63.



Antique Mirror Bevel
GW-ANT2010B with
Antique Mirror Bevel
finishing piece
GW-ANT1010B shown
with Salina Polished
marble from the
Earthworks collection



Mirror Bevel GW-SMR2010B with
Mirror Bevel finishing piece GW-SMR1010B



Mirror Bevel GW-SMR2010B



Antique Mirror Bevel GW-ANT2010B

Mirror, mirror

The ultimate wow factor – bevel mirror tiles.
There's antique glass effect for boudoir chic and
bright mirror effect for radiating light into a room.
See pages 53 and 62 for more bevel tiles.



Metallic Effect


Please refer to the chart on page 54 for product codes and sizes available.



Champagne
(Splashback only)



Merle
(Splashback only)



Troposphere
(Splashback only)



Stratosphere
(Splashback only)



Solinda



Zinc



Dionysus



Starcia



Hypnos



Erebos



Ulysses



Mira



Hera

Metallica

Please refer to the chart on page 54 for product codes and sizes available.



Triton



Galatea



Proteus



Hyperion



Titania



Ganymede



Thebe



Hermes

Merci de vous rendre à la page 54 pour les codes produits et formats disponibles.

Bitte wenden Sie Sich an den Graph auf Seite 54, um erhältliche Produktkennzeichen und Formate zu sehen.

Gelieve te verwijzen naar het overzicht op bladzijde 54 voor product codes en beschikbare maten.

Please note, because of their size, these tiles are not in proportion to reference images of tiles in other sections.

Merci de noter qu'en raison de leur taille ces carreaux ne sont pas en proportion avec les autres images dans les autres sections.

Es ist zu merken, daß diese Fliesen in keinem Verhältniss zu der Abbildungen von Fliesen in anderer Ausschnitten stehen.

De tegels in deze afbeeldingen zijn niet afgebeeld in dezelfde schaal als de tegels afgebeeld in andere secties.

Constellation

Please refer to the chart on page 54 for product codes and sizes available.



Perseus




Hydrus



Andia



Lepus



Delphinus



Aquila

Sparkling Effect



Argent



Perse
(Splashback only)




Meteor

Mirror Bevel



Antique Mirror Bevel

GW-ANT2010B
200 x 100 x 5mm (8" x 4" x 1/8")



Mirror Bevel

GW-SMR2010B
200 x 100 x 8mm (8" x 4" x 5/16")



Antique Mirror Bevel Finishing Piece







































GW-ANT1010B
100 x 100 x 5mm (4" x 4" x 1/8")



Mirror Bevel Finishing Piece

GW-SMR1010B
100 x 100 x 8mm (4" x 4" x 1/8")

Colour References, Sizes and Product Codes

| Size (mm) | 48 x 48 x 10 | 100 x 100 x 10 | 100 x 100 x 8 Bevel Finishing | 200 x 100 x 8 Bevel | 150 x 75 x 10 | 300 x 100 x 6 | |
|----------------------|-------------------------------------------------------------------------------------|-----------------------------------------------------------------------------------|-----------------------------------------------------------------------------------|-------------------------------------------------------------------------------------|-------------------------------------------------------------------------------------|-------------------------------------------------------------------------------------|--|
| Size (Inches) | 1 7/8 x 1 7/8 x 3/8 | 4 x 4 x 3/8 | 4 x 4 x 5/16 Bevel Finishing | 8 x 4 x 5/16 Bevel | 5 15/16 x 3 x 3/8 | 11 3/4 x 4 x 1/4 | |
| Shape (not to scale) |  |  |  |  |  |  | |
| Metallic Effect | | | | | | | |
| NEW |  | | | | | | |
| NEW |  | | | | | | |
| NEW |  | | | | | | |
| NEW |  | | | | | | |
| NEW |  | | | | | | |
| |  | | | | | | |
| |  | | GW-DIO1010B | GW-DIO2010B | | GW-DIO3010C | |
| |  | | GW-ZIN1010B | GW-ZIN2010B | | GW-ZIN3010C | |
| |  | | GW-MIR1010B | GW-MIR2010B | | GW-MIR3010C | |
| |  | | GW-ULY1010B | GW-ULY2010B | | GW-ULY3010C | |
| |  | | | | | | |
| |  | | | | | | |
| |  | | | | | | |
| Metallica | | | | | | | |
| |  | GW-TRT210MFT | GW-TRT410MFT | | GW-TRT610SFT* | | |
| |  | GW-GLT210MFT | GW-GLT410MFT | | GW-GLT610SFT* | | |
| |  | GW-PRO210MFT | GW-PRO410MFT | | GW-PRO610SFT* | | |
| |  | GW-HYN210MFT | GW-HYN410MFT | | GW-HYN610SFT* | | |
| |  | GW-TTA210MFT | GW-TTA410MFT | | GW-TTA610SFT* | | |
| |  | GW-GNY210MFT | GW-GNY410MFT | | GW-GNY610SFT* | | |
| |  | GW-THE210MFT | GW-THE410MFT | | GW-THE610SFT* | | |
| |  | GW-HRM210MFT | GW-HRM410MFT | | GW-HRM610SFT* | | |
| Constellation | | | | | | | |
| |  | | GW-PER410MF | | | | |
| |  | | GW-HYD410MF | | | | |
| |  | | GW-ADA410MF | | | | |
| |  | | GW-LPS410MF | | | | |
| |  | | GW-DLP410MF | | | | |
| |  | | GW-AQU410MF | | | | |
| Sparkling Effect | | | | | | | |
| |  | | | | | GW-AGT3010C | |
| |  | | | | | | |
| |  | | | | | GW-MET3010C | |
| Mirror Effect | | | | | | | |
| NEW |  | | GW-ANT1010B | GW-ANT2010B | | | |
| NEW |  | | GW-SMR1010B | GW-SMR2010B | | | |

Please note, because of their size, these tiles are not in proportion to reference images of tiles in other sections.

Merci de noter qu'en raison de leur taille ces carreaux ne sont pas en proportion avec les autres images dans les autres sections.

Es ist zu merken, daß diese Fliesen in keinem Verhältnis zu der Abbildungen von Fliesen in anderer Ausschnitten stehen.

De tegels in deze afbeeldingen zijn niet afgebeeld in dezelfde schaal als de tegels afgebeeld in andere secties.

* Please note that the textured finish behind the glass of these tiles (codes 'SFT') is smoother than that of the Metallica tiles with codes 'MFT'.
 * Veuillez noter que ces carreaux (code article suffixe SFT) ont une finition plus lisse par rapport aux carreaux précisés par le code article suffixe MFT.
 * Anmerkung: Fliesen deren Artikelnummer in „SFT“ endet haben eine glattere Beschichtung als die Fliesen mit der Artikelnummer „MFT“.
 * De getextureerde en gekleurde sublaag achter het glas van deze tegels (codes 'SFT') is gladder dan die van de Metallica tegels met codes 'MFT'.
 * Обратите внимание, что текстурированная отделка под стеклом данной плитки (с кодом SFT) более гладкая, чем у плитки Metallica с кодом MFT.

56

CLEAR & FROSTED

Glass is beautiful – and also practical, making it a perfect material for many different locations. Be inspired by these settings: there's no reason not to use glass tiles in a bedroom, hallway, living room or dining area. They are easy to keep clean and glass always stays looking good. With the range of sizes and colours available you will be spoilt for choice. You can coordinate them with mosaics, stone and porcelain too.

clear &



Chenab Clear GW-CHB3010C shown with New Age White ceramic tiles on the wall behind the bed, and Broadway Lime Porcelain floor tiles, both from our Tileworks range, and in the en suite, Cascade Silk mosaics from our Mosaics range

A modern bedroom interior. A dark wood headboard with a grid pattern is mounted on a white wall. A white bedside table with a dark wood top holds a lamp with a white rectangular shade and a silver base. A grey textured rug is on the floor. A mosaic wall with small, multi-colored tiles is visible on the right. The word "frosted" is written in a light blue font at the top left.

frosted

Choose from over 40 clear
colours and 25 frosted colours
and a host of different sizes

In the next few pages you'll find wall tiles in sizes ranging from 48 x 48mm /
1⁷/₈" x 1⁷/₈" to Splashbacks of 900 x 750mm / 23⁵/₈" x 35³/₈", in a wide
range of colours in both shining clear and frosted finishes.






Thames Clear GW-THA1636C with Concretissima Grigio from the Tileworks collection on the floor

Understated monochrome

Single colours of black, white and grey, or a combination of all three, will never go out of fashion. The look is always stylish, whether it's for kitchens, bathrooms, living spaces or commercial locations. Peruse the range of colours from Arctic White to inky black Indus, with an array of subtle grey shades in between – Volga, Thames, Avon, Yukon, Sala. But if you prefer more colours in your palette, turn to pages 70-71 to see the entire range.



Be brave and
experiment with
different sizes
and colours to
achieve the look
you desire

Mekong GW-MEK6030C with Mineral Grafite
Polished Porcelain floor tiles from the Tileworks range



Avon GW-AV01636C with Mineral Off White
Structured Porcelain floor tiles from the Tileworks range



Avon clear tiles (398 x 80mm / 15³/₄" x 3¹/₈"") have been placed horizontally for a modern style with clean lines in the image shown left. Large format tiles in Mekong red (see above) have been tastefully combined with black and grey. Red is often used by interior designers for dining rooms (in homes, restaurants and pubs) as it promotes feelings of energy and warmth, encourages people to be sociable and even stimulates the appetite!

Add another dimension to your walls with bevel tiles

Bevelled tiles (shown right) provide extra surfaces for light and reflection to come into play and look beautiful wherever they are placed. We have bevel tiles and finishing half tiles in 11 clear colours and four metallic/sparkling colours for you to choose from.

Living spaces can look stunning with a glossy, reflective expanse of colour as a feature wall (below). Here we've used Splashbacks for maximum coverage, with upstands running along the lower edge as a skirting.



Ebro Splashback GW-EBO3606C and Upstand GW-EBO10014C



NOTE: Bevel tiles can be used in a brickbond pattern as shown here, and there is also a half size bevel tile to ensure neat edges and minimal cutting. Turn to page 46 to see bevel tiles installed in straight lines, and see pages 70 - 73 for the colours available.







Rio Grande GW-RIO3010C



Perfume Splashback GW-PFM2406C

Crisp green, pretty pink or berry red? Colour your world with over 40 clear and 25 frosted colours

There's a Glassworks colour for every mood and interior. Choose from the muted aqua shades which were inspired by rivers and seascapes, or from the hot neon brights designed to awaken the senses. Use glass in large expanses, or place subtle accents of colour within white or neutral tones for more understated designs. Turn to pages 70-75 for the choice of colours and sizes available.

66

CLEAR & FROSTED

Take colour co-ordination to another level, and install Splashbacks in a bedroom and its en-suite bathroom. Use similar colours throughout to create a cool and relaxing zone. Achieve a stylish, modern look by placing glass alongside materials with matt surfaces such as slate and wood.


elegant style for Areas of glossy colour in



Wall behind chair Zinc Splashbacks GW-ZIN3606C, and Upstands GW-ZIN10014C placed vertically on front of the pillar. Floor is Parisian White from the Tileworks Collection

Thames Splashbacks GW-THA2406C shown with Graphite Black Slate from the Earthworks range

kitchens, bedrooms & bathrooms
calm, understated shades





Colorado GW-COR6030C



Colorado Bevelled GW-COR2010B

Clean lines and clever colours for your kitchen

These colours will really freshen up a kitchen, whether the tiles are large format, bevelled or small. Choosing tiles is similar to choosing a recipe to cook: keep good taste, texture and appearance in mind and you won't go wrong. The results will be as pleasing as a favourite meal with friends, but will last much longer!



For the opposite of shiny or to lend softness to a surface, the tactile qualities of tiles with a frosted finish are perfect. They come in three sizes (48 x 48mm / 1 7/8" x 1 7/8", 100 x 100mm / 4" x 4" and 398 x 80mm / 15 3/4" x 3 1/8") and in colours that co-ordinate and contrast with most of the tiles with a Clear finish. Turn the page for more information on all the colours and sizes available in both Clear and Frosted formats.

clear glass

Please refer to the chart on pages 72-73 for product codes and sizes available.



Arctic



Volga



Columbia



Mississippi



Arkansas



Amazon



Mohaka



Nile



Zambezi



Congo



Colorado



Missouri



Seine



Loire



Moselle



Danube



Bosphorus



Tagus



Elbe



Rhine

Please note, because of their size, these tiles are not in proportion to reference images of tiles in other sections.
 Merci de noter qu'en raison de leur taille ces carreaux ne sont pas en proportion avec les autres images dans les autres sections.
 Es ist zu merken, daß diese Fliesen in keinem Verhältniss zu der Abbildungen von Fliesen in anderer Ausschnitten stehen.
 De tegels in deze afbeeldingen zijn niet afgebeeld in dezelfde schaal als de tegels afgebeeld in andere secties.



Murray



Euphrates



Orinoco



Mackenzie



Perfume



Ebro



Tigris



Krishna



Rio Grande



Mekong



Yangtze



Chico



Ganges



Sala



Fraser



Angara



Tarn



Chenab




Thames



Yukon











Avon












Indus

Colour References, Sizes and Product Codes

| Size (mm) | 48x48x10 | 100x100x5 | 100x100x10 | 152x50x6 | 152x152x6 | 198x198x6 | 200x98x6 | 300x100x6 |
|----------------------|-----------------------------------------------------------------------------------|-----------------------------------------------------------------------------------|-----------------------------------------------------------------------------------|-----------------------------------------------------------------------------------|-----------------------------------------------------------------------------------|-------------------------------------------------------------------------------------|-------------------------------------------------------------------------------------|-------------------------------------------------------------------------------------|
| Size (Inches) | 1 7/8 x 1 7/8 x 3/8 | 4 x 4 x 3/16 | 4 x 4 x 3/8 | 6 x 2 x 1/4 | 6 x 6 x 1/4 | 7 7/8 x 7 7/8 x 1/4 | 8 x 4 x 1/4 | 11 3/4 x 4 x 1/4 |
| Shape (not to scale) |  |  |  |  |  |  |  |  |
| Arctic | GW-ART210C | | GW-ART410C | GW-ART656BC | GW-ART606C | GW-ART806C | GW-ART846C | GW-ART3010C |
| Volga | GW-VOL210C | GW-VOL405C | GW-VOL410C | GW-VOL656BC | GW-VOL606C | GW-VOL806C | GW-VOL846C | GW-VOL3010C |
| Columbia | GW-COL210C | GW-COL405C | GW-COL410C | GW-COL656BC | GW-COL606C | | GW-COL846C | |
| Mississippi | GW-MSP210C | | GW-MSP410C | | | GW-MSP806C | GW-MSP846C | GW-MSP3010C |
| Arkansas | GW-ARK210C | | GW-ARK410C | | | | | |
| Amazon | GW-AMA210C | | GW-AMA410C | | | | | |
| Mohaka | | | | | | | | GW-MOH3010C |
| Nile | GW-NIL210C | | GW-NIL410C | | | | | |
| Zambezi | GW-ZAM210C | GW-ZAM405C | GW-ZAM410C | GW-ZAM656BC | GW-ZAM606C | | GW-ZAM846C | |
| Congo | GW-CON210C | | GW-CON410C | | | | | |
| Colorado | GW-COR210C | | GW-COR410C | | | GW-COR806C | | GW-COR3010C |
| Missouri | GW-MOR210C | GW-MOR405C | GW-MOR410C | GW-MOR656BC | GW-MOR606C | | | |
| Seine | GW-SEN210C | GW-SEN405C | GW-SEN410C | GW-SEN656BC | GW-SEN606C | | | |
| Loire | GW-LOR210C | | GW-LOR410C | | | | | |
| Moselle | GW-MSL210C | | GW-MSL410C | | | | | |
| Danube | GW-DAN210C | GW-DAN405C | GW-DAN410C | GW-DAN656BC | GW-DAN606C | GW-DAN806C | | |
| Rhine | GW-RHN210C | | GW-RHN410C | | | | | |
| Murray | GW-MUR210C | | GW-MUR410C | | | | | |
| Bosphorus | GW-BOS210C | | GW-BOS410C | | | | | |
| Tagus | GW-TAG210C | | GW-TAG410C | | | | | |
| Elbe | GW-ELB210C | | GW-ELB410C | | | | | |
| Euphrates | GW-EUP210C | GW-EUP405C | GW-EUP410C | GW-EUP656BC | GW-EUP606C | | | |
| Orinoco | GW-ORN210C | | GW-ORN410C | | | | | |
| Mackenzie | GW-MAC210C | | GW-MAC410C | | | | | |
| Perfume | | | | | | | | GW-PFM3010C |
| Ebro | GW-EBO210C | | GW-EBO410C | | | | | GW-EBO3010C |
| Krishna | GW-KRI210C | | GW-KRI410C | | | | | |
| Rio Grande | | | GW-RIO410C | | | | GW-RIO846C | GW-RIO3010C |
| Mekong | GW-MEK210C | | GW-MEK410C | | | GW-MEK806C | GW-MEK846C | GW-MEK3010C |
| Tigris | GW-TIG210C | | GW-TIG410C | | | | | |
| Yangtze | GW-YAN210C | GW-YAN405C | GW-YAN410C | GW-YAN656BC | GW-YAN606C | | | |
| Chico | GW-CHI210C | | GW-CHI410C | | | | | |
| Ganges | GW-GAN210C | GW-GAN405C | GW-GAN410C | GW-GAN656BC | GW-GAN606C | GW-GAN806C | GW-GAN846C | |
| Sala | GW-SAA210C | | GW-SAA410C | | | | | |
| Fraser | GW-FRA210C | | GW-FRA410C | | | | | |
| Angara | GW-AGR210C | | GW-AGR410C | | | | | |
| Tarn | GW-TRN210C | | GW-TRN410C | | | | | |
| Chenab | GW-CHB210C | | GW-CHB410C | | | | | GW-CHB3010C |
| Thames | GW-THA210C | GW-THA405C | GW-THA410C | GW-THA656BC | GW-THA606C | GW-THA806C | | |
| Yukon | GW-YUK210C | | GW-YUK410C | | | | | |
| Avon | GW-AVO210C | | GW-AVO410C | | | | | |
| Indus | GW-IND210C | | GW-IND410C | | | GW-IND806C | GW-IND846C | GW-IND3010C |

Please see pages 80-82 for important information on Splashbacks.
 # Merci de regarder la page 80-82 pour des informations importantes concernant les « Splashbacks »
 # Bitte beachten Sie weitere wichtige Informationen zu Splashbacks auf den Seiten 80-82.
 # Kijk alstublieft op bladzijde 80-82 voor de belangrijke informatie over Splashbacks.

Colour References, Sizes and Product Codes

| Size (mm) | 398x80x6mm | 398x198x6mm | 600x300x6mm | 200x100x8mm Bevel | 100x100x8mm Bevel Finishing | 600x750x6mm Splashback | 900x750x6mm Splashback | 1000x140x6mm Upstand | 152 x 75 x 6 |
|----------------------|------------------------------------------------------------------------------------------------|------------------------------------------------------------------------------------------------|------------------------------------------------------------------------------------------------------|-----------------------------------------------------------------------------------|-----------------------------------------------------------------------------------|------------------------------------------------------------------------------------------------------------------|-------------------------------------------------------------------------------------------------------------------|-----------------------------------------------------------------------------------------------------------|-------------------------------------------------------------------------------------|
| Size (Inches) | 15 ³ / ₄ x 3 ¹ / ₈ x 1 ¹ / ₄ | 15 ³ / ₄ x 7 ⁷ / ₈ x 1 ¹ / ₄ | 23 ⁵ / ₈ x 11 ¹³ / ₁₆ x 1 ¹ / ₄ | 8 x 4 x 5 ⁵ / ₁₆ Bevel | 4 x 4 x 5 ⁵ / ₁₆ Bevel Finishing | 23 ⁵ / ₈ x 29 ¹ / ₂ x 3 ³ / ₈ Splashback | 35 ⁷ / ₁₆ x 29 ¹ / ₂ x 3 ³ / ₈ Splashback | 39 ³ / ₈ x 5 ¹ / ₂ x 3 ³ / ₈ Upstand | 6 x 3 x 1 ¹ / ₄ |
| Shape (not to scale) |  |  |  |  |  |  |  |  |  |
| Arctic | GW-ART1636C | GW-ART1606C | GW-ART6030C | GW-ART2010B | GW-ART1010B | GW-ART2406C # | GW-ART3606C # | GW-ART10014C # | GW-ART1575C |
| Volga | GW-VOL1636C | GW-VOL1606C | GW-VOL6030C | GW-VOL2010B | GW-VOL1010B | GW-VOL2406C # | GW-VOL3606C # | GW-VOL10014C # | |
| Columbia | | | | | | | | | |
| Mississippi | GW-MSP1636C | GW-MSP1606C | GW-MSP6030C | GW-MSP2010B | GW-MSP1010B | GW-MSP2406C # | GW-MSP3606C # | GW-MSP10014C # | |
| Arkansas | | | | | | | | | |
| Amazon | | | | | | | | | |
| Mohaka | | | GW-MOH6030C | GW-MOH2010B | GW-MOH1010B | GW-MOH2406C # | GW-MOH3606C # | GW-MOH10014C # | |
| Nile | | | | | | | | | |
| Zambezi | | | | | | | | | |
| Congo | | | | | | | | | |
| Colorado | | GW-COR1606C | GW-COR6030C | GW-COR2010B | GW-COR1010B | | | | |
| Missouri | | | | | | | | | |
| Seine | | | | | | | | | |
| Loire | | | | | | | | | |
| Moselle | | | | | | | | | |
| Danube | | GW-DAN1606C | | | | | | | |
| Rhine | | | | | | | | | |
| Murray | | | | | | | | | |
| Bosphorus | | | | | | | | | |
| Tagus | | | | | | | | | |
| Elbe | | | | | | | | | |
| Euphrates | | | | | | | | | |
| Orinoco | | | | | | | | | |
| Mackenzie | | | | | | | | | |
| Perfume | | | GW-PFM6030C | GW-PFM2010B | GW-PFM1010B | GW-PFM2406C # | GW-PFM3606C # | GW-PFM10014C # | |
| Ebro | | | GW-EBO6030C | GW-EBO2010B | GW-EBO1010B | GW-EBO2406C # | GW-EBO3606C # | GW-EBO10014C # | |
| Krishna | | | | | | | | | |
| Rio Grande | | | GW-RIO6030C | GW-RIO2010B | GW-RIO1010B | | | | |
| Mekong | GW-MEK1636C | GW-MEK1606C | GW-MEK6030C | GW-MEK2010B | GW-MEK1010B | GW-MEK2406C # | GW-MEK3606C # | GW-MEK10014C # | |
| Tigris | | | | | | | | | |
| Yangtze | | | | | | | | | |
| Chico | | | | | | | | | |
| Ganges | | GW-GAN1606C | | | | | | | |
| Sala | | | | | | | | | |
| Fraser | | | | | | | | | |
| Angara | | | | | | | | | |
| Tarn | | | | | | | | | |
| Chenab | | | GW-CHB6030C | GW-CHB2010B | GW-CHB1010B | GW-CHB2406C # | GW-CHB3606C # | GW-CHB10014C # | |
| Thames | GW-THA1636C | GW-THA1606C | | | | GW-THA2406C # | GW-THA3606C # | GW-THA10014C # | |
| Yukon | | | | | | | | | |
| Avon | GW-AVO1636C | | | | | GW-AVO2406C # | GW-AVO3606C # | GW-AVO10014C # | |
| Indus | GW-IND1636C | GW-IND1606C | GW-IND6030C | GW-IND2010B | GW-IND1010B | GW-IND2406C # | GW-IND3606C # | GW-IND10014C # | |



frosted glass



Arctic



Volga



Columbia



Mississippi



Amazon



Nile



Zambezi



Congo



Colorado



Missouri



Seine



Loire



Moselle



Danube



Rhine



Murray



Bosphorus



Tagus



Elbe



Euphrates

Please note, because of their size, these tiles are not in proportion to reference images of tiles in other sections.
 Merci de noter qu'en raison de leur taille ces carreaux ne sont pas en proportion avec les autres images dans les autres sections.
 Es ist zu merken, daß diese Fliesen in keinem Verhältniss zu der Abbildungen von Fliesen in anderer Ausschnitten stehen.
 De tegels in deze afbeeldingen zijn niet afgebeeld in dezelfde schaal als de tegels afgebeeld in andere secties.



Orinoco



Yangtze



Ganges






Yukon



Thames

Colour References, Sizes and Product Codes

| Size (mm) | 48x48x10 | 100x100x10 | 398x80x6 |
|----------------------|-------------------------------------------------------------------------------------|-------------------------------------------------------------------------------------|--------------------------------------------------------------------------------------|
| Size (Inches) | 1 7/8 x 1 7/8 x 3/8 | 4 x 4 x 3/8 | 15 3/4 x 3 1/8 x 1/4 |
| Shape (not to scale) |  |  |  |
| Arctic | GW-ART210F | GW-ART410F | GW-ART1636F |
| Volga | GW-VOL210F | GW-VOL410F | GW-VOL1636F |
| Columbia | GW-COL210F | GW-COL410F | |
| Mississippi | GW-MSP210F | GW-MSP410F | |
| Amazon | GW-AMA210F | GW-AMA410F | |
| Nile | GW-NIL210F | GW-NIL410F | |
| Zambezi | GW-ZAM210F | GW-ZAM410F | |
| Congo | GW-CON210F | GW-CON410F | |
| Colorado | GW-COR210F | GW-COR410F | |
| Missouri | GW-MOR210F | GW-MOR410F | |
| Seine | GW-SEN210F | GW-SEN410F | |
| Loire | GW-LOR210F | GW-LOR410F | |
| Moselle | GW-MSL210F | GW-MSL410F | |
| Danube | GW-DAN210F | GW-DAN410F | |
| Rhine | GW-RHN210F | GW-RHN410F | |
| Murray | GW-MUR210F | GW-MUR410F | |
| Bosphorus | GW-BOS210F | GW-BOS410F | |
| Tagus | GW-TAG210F | GW-TAG410F | |
| Elbe | GW-ELB210F | GW-ELB410F | |
| Euphrates | GW-EUP210F | GW-EUP410F | |
| Orinoco | GW-ORN210F | GW-ORN410F | |
| Yangtze | GW-YAN210F | GW-YAN410F | |
| Ganges | GW-GAN210F | GW-GAN410F | |
| Yukon | GW-YUK210F | GW-YUK410F | |
| Thames | GW-THA210F | GW-THA410F | GW-THA1636F |



clear & frosted borders



Thames GW-THALFB, Mackenzie GW-MACLFB and Anur GW-ANULFB shown with Parisian White porcelain tiles from the Tileworks range

clear highlight strips

Available in 20 colours: use them singly or blend combinations together. They look great whether they are placed horizontally or vertically.



Mackenzie GW-MACLFB
298 x 23.5 x 8mm (11 3/4 x 15/16 x 5/16")



Arctic GW-ARTLFB
298 x 23.5 x 8mm (11 3/4 x 15/16 x 5/16")



Tisza GW-TSZLFB
298 x 23.5 x 8mm (11 3/4 x 15/16 x 5/16")



Volga GW-VOLLFB
298 x 23.5 x 8mm (11 3/4 x 15/16 x 5/16")



Anur GW-ANULFB
298 x 23.5 x 8mm (11 3/4 x 15/16 x 5/16")



Thames GW-THALFB
298 x 23.5 x 8mm (11 3/4 x 15/16 x 5/16")



Garonne GW-GARLFB
298 x 23.5 x 8mm (11 3/4 x 15/16 x 5/16")



Columbia GW-COLLFB
298 x 23.5 x 8mm (11 3/4 x 15/16 x 5/16")



Mekong GW-MEKLFB
298 x 23.5 x 8mm (11 3/4 x 15/16 x 5/16")



Mississippi GW-MSPLFB
298 x 23.5 x 8mm (11 3/4 x 15/16 x 5/16")



Ahr GW-AHRLFB
298 x 23.5 x 8mm (11 3/4 x 15/16 x 5/16")



Arkansas GW-ARKLFB
298 x 23.5 x 8mm (11 3/4 x 15/16 x 5/16")



Zaire GW-ZAILFB
298 x 23.5 x 8mm (11 3/4 x 15/16 x 5/16")



Danube GW-DANLFB
298 x 23.5 x 8mm (11 3/4 x 15/16 x 5/16")



Avon GW-AVOLFB
298 x 23.5 x 8mm (11 3/4 x 15/16 x 5/16")



Chico GW-CHILFB
298 x 23.5 x 8mm (11 3/4 x 15/16 x 5/16")



Indus GW-INDLFB
298 x 23.5 x 8mm (11 3/4 x 15/16 x 5/16")



Ganges GW-GANLFB
298 x 23.5 x 8mm (11 3/4 x 15/16 x 5/16")



Tigris GW-TIGLFB
298 x 23.5 x 8mm (11 3/4 x 15/16 x 5/16")



Yangtze GW-YANLFB
298 x 23.5 x 8mm (11 3/4 x 15/16 x 5/16")

clear



Fiji Green GW-FIJHBBC
200 x 50 x 8.7mm (8 x 2 x 5/16")



Vanua Leva GW-VANHBBC
200 x 50 x 8.7mm (8 x 2 x 5/16")



Santa Cruz GW-STCHBBC
200 x 50 x 8.7mm (8 x 2 x 5/16")



Espirita Santo GW-ESPHBBC
200 x 50 x 8.7mm (8 x 2 x 5/16")



Balearic Blue GW-BALHBBC
200 x 50 x 8.7mm (8 x 2 x 5/16")

frosted



Fiji Green GW-FIJHBBF
200 x 50 x 8.7mm (8 x 2 x 5/16")



Vanua Leva GW-VANHBBF
200 x 50 x 8.7mm (8 x 2 x 5/16")



Santa Cruz GW-STCHBBF
200 x 50 x 8.7mm (8 x 2 x 5/16")



Espirita Santo GW-ESPBBF
200 x 50 x 8.7mm (8 x 2 x 5/16")



Balearic Blue GW-BALHBBF
200 x 50 x 8.7mm (8 x 2 x 5/16")



Santa Cruz GW-STCHBBC shown with Indus GW-IND1606C

designs range

Five colourways and two finishes which can be used in many different ways – such as vertically as a splashback, or horizontally to separate different tiles, colours or textures.



Galatea GW-GLTBDR
300 x 35 x 8mm (11 3/4 x 1 3/8 x 5/16")



Proteus GW-PROBDR
300 x 35 x 8mm (11 3/4 x 1 3/8 x 5/16")



Draco GW-DRABDR
300 x 35 x 8mm (11 3/4 x 1 3/8 x 5/16")



Tucana GW-TUCBDR
300 x 35 x 8mm (11 3/4 x 1 3/8 x 5/16")



Pavo GW-PAVBDR
300 x 35 x 8mm (11 3/4 x 1 3/8 x 5/16")



Ceres GW-CERBDR
300 x 35 x 8mm (11 3/4 x 1 3/8 x 5/16")



Hidalgo GW-HIDBDR
300 x 35 x 8mm (11 3/4 x 1 3/8 x 5/16")



Auriga GW-ARGBDR
300 x 35 x 8mm (11 3/4 x 1 3/8 x 5/16")



Hyperion GW-HYNBDR
300 x 35 x 8mm (11 3/4 x 1 3/8 x 5/16")



Thebe GW-THEBDR
300 x 35 x 8mm (11 3/4 x 1 3/8 x 5/16")



Ganymede GW-GNYBDR
300 x 35 x 8mm (11 3/4 x 1 3/8 x 5/16")



Hermes GW-HRMBDR
300 x 35 x 8mm (11 3/4 x 1 3/8 x 5/16")



Tucana GW-TUCBDR shown with Galatea GW-GLT210MFT, Proteus GW-PRO210MFT and Triton GW-TRT210MFT

metallica strips

Twelve borders with a classy metallic effect, designed to mix and match with the Metallica tiles or to act as a contrast to Clear or Frosted finishes.

Please note, because of their size, these tiles are not in proportion to reference images of tiles in other sections.

Merci de noter qu'en raison de leur taille ces carreaux ne sont pas en proportion avec les autres images dans les autres sections.

Es ist zu merken, daß diese Fliesen in keinem Verhältnis zu der Abbildungen von Fliesen in anderer Ausschnitten stehen.

De tegels in deze afbeeldingen zijn niet afgebeeld in dezelfde schaal als de tegels afgebeeld in andere secties.

clear & frosted borders



Pembra GW-PEMMSTR

paradise borders

A wonderful array of co-ordinating colours, which can either lift or tone, adding colour without the need to be extravagant.



Formosa GW-FORMSTR
300 x 48 x 8mm (11 3/4 x 1 7/8 x 5/16")



Sardinia GW-SRDMSTR
300 x 48 x 8mm (11 3/4 x 1 7/8 x 5/16")



Ducie GW-DUCMSTR
300 x 48 x 8mm (11 3/4 x 1 7/8 x 5/16")



Vanuatu GW-VANMSTR
300 x 48 x 8mm (11 3/4 x 1 7/8 x 5/16")



Tubuai GW-TUBMSTR
300 x 48 x 8mm (11 3/4 x 1 7/8 x 5/16")




Ascension GW-ASCMSTR
300 x 48 x 8mm (11 3/4 x 1 7/8 x 5/16")



Comoro GW-COMMSTR
300 x 48 x 8mm (11 3/4 x 1 7/8 x 5/16")



Zanzibar GW-ZANMSTR
300 x 48 x 8mm (11 3/4 x 1 7/8 x 5/16")



Pembra GW-PEMMSTR
300 x 48 x 8mm (11 3/4 x 1 7/8 x 5/16")



Agalega GW-AGAMSTR
300 x 48 x 8mm (11 3/4 x 1 7/8 x 5/16")



Scotra GW-SCOMSTR
300 x 48 x 8mm (11 3/4 x 1 7/8 x 5/16")




Tanna GW-TANMSTR
300 x 48 x 8mm (11 3/4 x 1 7/8 x 5/16")



Kimolos GW-KMLSBS shown with Byzantine Bronze natural stone and Travertine sink from the Earthworks range

cyclades borders

Subtle and muted, these Cyclades borders will suit many styles of interior. Use them horizontally or vertically.




Thera GW-THRSBS
300 x 48 x 8mm (11 3/4 x 1 7/8 x 5/16")



Kea GW-KEACSB
300 x 48 x 8mm (11 3/4 x 1 7/8 x 5/16")



Milos GW-MILCSB
300 x 48 x 8mm (11 3/4 x 1 7/8 x 5/16")



Ios GW-IOSCSB
300 x 48 x 8mm (11 3/4 x 1 7/8 x 5/16")



Santorini GW-SANCSB
300 x 48 x 8mm (11 3/4 x 1 7/8 x 5/16")



Sparti GW-SPACSB
300 x 48 x 8mm (11 3/4 x 1 7/8 x 5/16")



Kimolos GW-KMLSBS
300 x 48 x 8mm (11 3/4 x 1 7/8 x 5/16")



Anafi GW-ANACSB
300 x 48 x 8mm (11 3/4 x 1 7/8 x 5/16")



Delos GW-DLSCSB
300 x 48 x 8mm (11 3/4 x 1 7/8 x 5/16")



Kythnos GW-KYTSBS
300 x 48 x 8mm (11 3/4 x 1 7/8 x 5/16")



Tinos GW-TINCSB
300 x 48 x 8mm (11 3/4 x 1 7/8 x 5/16")



Princess GW-BBPSBS
300 x 48 x 8mm (11 3/4 x 1 7/8 x 5/16")



Sugarplum GW-BBSSBS
300 x 48 x 8mm (11 3/4 x 1 7/8 x 5/16")



Harlequin GW-BBHSBS
300 x 48 x 8mm (11 3/4 x 1 7/8 x 5/16")



Princess GW-BBPSBS

bonbon borders

These gorgeous colours are ideal for a child's bathroom. They add a touch of colour which complements a simple white tile to perfection.



National Flag E GW-NFESBS
300 x 48 x 8mm (11 3/4 x 1 7/8 x 5/16")




National Flag B GW-NFBCSBL
300 x 48 x 8mm (11 3/4 x 1 7/8 x 5/16")



National Flag D GW-NFDSBS
300 x 48 x 8mm (11 3/4 x 1 7/8 x 5/16")



National Flag C GW-NFCSBS
300 x 48 x 8mm (11 3/4 x 1 7/8 x 5/16")



National Flag E GW-NFESBS

national flag borders

Be patriotic! Show your true colours with these fun tiles... or just enjoy the mix of colours as you wish.



Bali GW-BALBTB
300 x 48 x 8mm (11 3/4 x 1 7/8 x 5/16")



Sarawak GW-SRWBTB
300 x 48 x 8mm (11 3/4 x 1 7/8 x 5/16")



Buru GW-BURBTB
300 x 48 x 8mm (11 3/4 x 1 7/8 x 5/16")



Bali GW-BALBTB shown with Bianco Tumbled Marble from the Earthworks range

toba borders

Take yourself to the sandy beaches of the Pacific; imagine wandering along the shoreline collecting pebbles to decorate your home. The Toba borders will transport you to this warm and relaxing haven with the utmost ease.



IMPORTANT
INFORMATION

how many tiles will you need?

De combien de carreaux aurez-vous besoin? / Wie viele Fliesen brauchen Sie? / Hoeveel mozaïektegels hebt u nodig? / Сколько плитки вам понадобится?

| Nominal size* | Per m ² | Per ft ² |
|--------------------------------------------------------------------------------------|--------------------|---------------------|
| Tiles / Carreaux / Fliesen / Tegels | | |
| 48 x 48mm (1 ⁷ / ₈ " x 1 ⁷ / ₈ ") | 435.0 | 36.0 |
| 100 x 100mm (4" x 4") | 100.0 | 9.0 |
| 152 x 50mm (6" x 2") | 131.0 | 12.0 |
| 150 x 75mm (5 ¹⁵ / ₁₆ " x 3") | 88.0 | 8.0 |
| 152 x 75mm (6" x 3") | 86.0 | 8.0 |
| 152 x 152mm (6" x 6") | 44.0 | 4.0 |
| 198 x 198mm (7 ⁷ / ₈ " x 7 ⁷ / ₈ ") | 25.0 | 2.3 |
| 200 x 98mm (8" x 4") | 50.0 | 4.5 |
| 200 x 100mm (8" x 4") | 50.0 | 4.5 |
| 289 x 386mm (11 ³ / ₁₆ " x 15 ³ / ₁₆ ") | 8.7 | 0.81 |
| 300 x 100mm (11 ³ / ₄ " x 4") | 33.33 | 3.06 |
| 398 x 80mm (15 ³ / ₄ " x 3 ¹ / ₈ ") | 31.0 | 2.9 |

*All of the above dimensions are subject to a tolerance of $\pm 2.5\text{mm}$ or $\frac{3}{32}"$. Quantities shown exclude grout gaps between each tile. Please allow an additional 5% for cutting/wastage.

*Remarque : Toutes les dimensions précédentes sont sujettes à une tolérance de $\pm 2,5\text{ mm}$. Les quantités démontrées n'incluent pas les joints entre les carreaux. Nous vous recommandons de prévoir au moins 5% supplémentaires pour les chutes.

*Beachten Sie bitte: Alle oben genannten Abmessungen können Abweichungen von $\pm 2.5\text{mm}$ oder $\frac{3}{32}"$ aufweisen. Angegebene Mengen schliessen die Fugen zwischen jeder Fliese aus. Es empfiehlt sich, mindestens 5% material für etwaiger Bruch einzuplanen.

*Voor alle afmetingen geldt een tolerantiewaarde van $\pm 2.5\text{mm}$. Voeg openingen tussen tegels zijn niet meegerekend in de aangegeven hoeveelheden. Houd rekening met vijf procent snijverlies.

*Все размеры выше указаны с погрешностью $\pm 2,5\text{ мм}$. В указанном количестве не учтены зазоры между плитками. Прибавьте допуск на отходы в размере 5%.

| Nominal size* | Per m ² | Per ft ² |
|--------------------------------------------------------------------------------------|--------------------|---------------------|
| Tiles / Carreaux / Fliesen / Tegels | | |
| 398 x 198mm (15 ³ / ₄ " x 7 ⁷ / ₈ ") | 12.5 | 1.2 |
| 402 x 205mm (15 ¹³ / ₁₆ " x 8 ¹ / ₈ ") | 12.13 | 1.13 |
| 600 x 300mm (23 ⁵ / ₈ " x 11 ¹³ / ₁₆ ") | 5.55 | 0.52 |
| 600 x 200mm (23 ⁵ / ₈ " x 7 ⁷ / ₈ ") | 8.3 | 0.75 |
| 600 x 750mm (23 ⁵ / ₈ " x 29 ¹ / ₂ ") | 3.70 | 0.21 |
| 900 x 750mm (35 ⁷ / ₁₆ " x 29 ¹ / ₂ ") | 2.22 | 0.14 |
| 1000 x 140mm (39 ³ / ₈ " x 5 ¹ / ₂ ") | 7.14 | 0.67 |
| Borders / Bordures / Borten / Randen | Per linear metre | Per linear foot |
| 200mm (8") | 5.0 | 1.5 |
| 298mm (11 ³ / ₄ ") | 3.4 | 1.0 |
| 300mm (11 ³ / ₄ ") | 3.3 | 1.0 |

important information

DIMENSIONS

Nominal dimensions for all Original Style Glassworks tiles are shown throughout the brochure.

Actual dimensions for individual tiles may vary from these figures. We recommend you allow for at least an additional 5% for cutting/wastage.

SHADING

As each tile is individually coloured, there may be distinctive yet subtle variations in shade, especially between batches. This is an inherent feature of Original Style's tiles. You may wish, therefore, to spend some time to achieve the most pleasing distribution of shades before fixing. When planning designs it is important to dry lay the tiles prior to fixing. This is particularly relevant regarding Metallica tiles. We strongly recommend that you buy all the tiles you need for your project at one time. Decorative tiles are made individually and therefore unique. Due to the different density, 5mm and 10mm tiles will vary in tone. Because of the way they are made, the Aurora Borealis tiles have distinct differences between them, and if they are placed together they may not match or line up with each other, however the overall effect will be stunning. There may also be shade variations with Champagne and Zinc Splashbacks and tiles. Arabia, Arabia Mosaic, Ammon Mosaic, Siva Mosaic: The backs of these tiles and mosaics are painted by hand and so each individual tile will be unique.

ARCTIC WHITE TILES

Customers should be aware that because the Arctic White colour is achieved by using an optical clear glass that when two tiles of different length are placed side by side the amount of light passing through the tile can affect the colour. This effect is caused by refraction, prismatic effect or chromatic aberration. We recommend that any voids (e.g. corners) are fully filled before tiling to avoid this or other shadowing effects. The glass should also be cut using a suitable glass cutting electric tile saw with a glass cutting blade, with any uneven edges filed away with a suitable glass file. NB Splashbacks must NOT be cut.

SPLASHBACKS

Care must be taken when handling your Splashback before and during installation.

*Most of Original Style Glassworks Splashbacks have been tested to British Standards BS EN 12150: these Splashbacks have been made from toughened (also known as tempered) glass, which is a type of safety glass. Toughened glass should receive the same care as annealed (ordinary) glass. Careless handling and improper installation sometimes causes edge damage, and delayed breakage can occur when edge-damaged tempered glass is subjected to mechanical stress, as in installation. Further, **if cut, knocked or dropped, this material will produce instantaneous total fragmentation. DO NOT under any circumstances attempt to cut or drill a Splashback as it will shatter.**

*The following Splashbacks are **not** made from toughened glass. However they should be handled and treated in exactly the way as those made from toughened glass.

GW-AQA2406C, GW-AQA3606C Aurora Borealis Aqua

GW-AUR2406C, GW-AUR3606C Aurora Borealis Aura

GW-VEN2406C, GW-VEN3606C Aurora Borealis Ventus

GW-STR2406C, GW-STR3606C Stratosphere

GW-TRO2406C, GW-TRO3606C Troposphere

Please visit www.originalstyle.com/guides

The other glass tiles, including upstands, can be cut.

An acceptable tile cutter is a Rubi DW250N with a CPC2 blade. Tiles may also be scribed and snapped using a Rubi TR tile cutter with a 18mm scoring wheel. Appropriate safety precautions must be taken when cutting glass.

Please refer to our Fixing Guide at www.originalstyle.com/guides

HEAT

All Glassworks tiles including Splashbacks must be installed a minimum of 3cm (1¹/₈") from any heat source. This will include any hot water pipework concealed within walls and any radiant heat sources such as hobs, heated towel rails or radiators. Hot pans must not come in direct contact with glass Splashbacks. When cooking on hobs hot pans must be kept from Splashbacks by a minimum of 30mm, to avoid scorching the surface. We do not recommend glass tiles around fire surrounds.

SUITABILITY

Glassworks tiles including Splashbacks are only suitable for internal walls. They are not suitable for use as worktops. We do not recommend using Glass Strip Borders on areas subject to movement, i.e. timber walls, as the substrate may cause glass strips to fracture.

INSTALLATION, ADHESIVES, GROUTS, CLEANING AND MAINTENANCE

Please refer to the Fixing Guide at www.originalstyle.com/guides before commencing any installations as Original Style cannot accept responsibility for any faults after tiles have been fixed. Please note: In the USA please follow the recommendations of reputable product manufacturers in conjunction with our Fixing Guide at www.originalstyle.com/guides and always comply with American National Standards Institution (ANSI) specifications as set out in the Handbook for Ceramic Tile Installation published by the Tile Council of America. Useful links: ctioa.org, tileusa.com

OTHER ORIGINAL STYLE RANGES

Other Original Style products, such as mosaics, ceramic, porcelain and stone tiles, which are shown in this brochure, have their own installation requirements. Please ensure you refer to the relevant Original Style brochure for these products before installing.

PHOTOGRAPHY

Owing to variations in studio lighting and printing inks, the tile colours shown in this catalogue may differ slightly from those of the actual tiles. Before making your choice it is always advisable to ask your Original Style retailer to show you samples.

LIMITS OF LIABILITY

Original Style accepts no liability for the faulty installation of its products. In the case of any claim relating to the tiles themselves, Original Style's liability, to the extent permitted by law, is limited to either the replacement of the product or a refund of the cost of the product, and does not extend to cover any consequential loss. Claims must be reported within seven working days from receipt of the tiles. Tiles must be inspected prior to installation and claims cannot be considered after the tiles have been installed. Please be advised that installation constitutes acceptance of the quality, colour, size, texture and shade of the tiles. Original Style warrants that its tiles conform to their description and are fit for their purpose. Original Style makes no other express or implied warranty as to fitness or suitability of the products for particular installations. We extend no guarantees, express or implied, as to wear resistance or maintenance procedures.

It is imperative to follow grout and adhesive manufacturers' instructions regarding their suitability with our products. If in doubt please consult the grout/adhesive stockist from whom you purchased the products. Original Style makes no representations as to the fitness for purpose of third party adhesives and grouts.

Please note the use of certain acid based cleaning products may cause some of the tiles to react and change in character.

ACKNOWLEDGEMENTS

We are very grateful to the following companies for their assistance with the photographic settings:

| | |
|-----------------------|------------------------------------------------------------------------------------|
| Joseph Joseph | www.josephjoseph.com |
| Noble Isle | www.nobleisle.com |
| Pink String | 01392 876978 |
| West Elm | www.westelm.co.uk |
| Amos Lighting | www.amoslighting.co.uk |
| Bathroom Village | www.bathroomvillage.com/exeter |
| Debenhams | www.debenhams.co.uk |
| Furniture Village | www.furniturevillage.co.uk |
| John Lewis | www.johnlewis.com |
| Karen Millen | www.karenmillen.com |
| Laura Ashley | www.lauraashley.com |
| Orange Tree | www.theorangetree.co.uk |
| Reflections Bathrooms | 01392 204529 |
| Samuel Heath | www.samuel-heath.co.uk |
| Vogue UK | www.vogue-uk.com |
| William Garvey | www.williamgarvey.co.uk |

informations essentielles

DIMENSIONS

Les dimensions nominales de tous les carreaux Glassworks sont indiquées au fil de la brochure. En raison de la méthode de fabrication les dimensions réelles de chaque carreau peuvent être légèrement différentes des chiffres indiqués donc nous vous recommandons de prévoir au moins 5 % supplémentaires pour les découpes/chutes.

TEINTES

Les carreaux de verre étant colorés individuellement, ils peuvent présenter des variations et nuances surtout entre « bains » différents. Il s'agit là d'un trait de caractère propre aux carreaux Glassworks et Serenity Original Style. Nous vous conseillons par conséquent de prendre le temps nécessaire pour distribuer les teintes de manière harmonieuse avant de coller vos carreaux. Ceci s'applique surtout aux carreaux Metallica donc il est préférable de commander tous vos carreaux en même temps. Les carreaux décoratifs sont tous fabriqués séparément, pour cette raison ils sont uniques. Grâce à la masse volumique différente, les tonalités des carreaux de 5mm et 10mm varient. En raison de la méthode de production les splashbacks et carreaux satinés « Aurora Borealis » présenteront des différences de carreau à carreau donc les marquages ne se marieront pas parfaitement, néanmoins l'effet final sera superbe. Il y a des variations possibles avec les couleurs Champagne et Zinc en raison de leur effet métallique.

ARTIC WHITE

Il faut savoir qu'en raison de l'utilisation de verre transparent pour fabriquer les carreaux Artic White si deux carreaux de longueur différents sont placés côte à côte la couleur peut paraître légèrement différente selon la lumière qui les traverse. Cet effet est causé par la réfraction, effet prismatique ou aberration chromatique. Nous recommandons de remplir pleinement tous les vides (ex : angles) avant de poser les carreaux afin d'éviter tout effet d'ombre. Il faut aussi couper les carreaux à l'aide d'un coupe-carrelage adapté et limer les bords vifs avec une lime spécialement pour le verre. NB – Les Splashbacks ne doivent pas être découpés. Arabia, Arabia Mosaic, Ammon Mosaic, Siva Mosaic: Ces carreaux et mosaïques sont peints à la main ; de ce fait chaque carreau sera unique.

SPLASHBACKS

Veillez toujours manipuler les Splashbacks avec le plus grand soin, aussi bien avant que et pendant leur installation. La plupart des Splashbacks d'Original Style ont été testés conformément à la norme britannique BS EN 12150. Ceux-ci sont fabriqués en verre trempé, une variété de verre de sécurité. Le verre trempé doit être manipulé tout aussi soigneusement que le verre recuit (le verre ordinaire). Une manipulation peu soignée et une mauvaise installation peuvent endommager les bords, et les carreaux aux bords abîmés pourront finir par se briser lorsque le verre trempé est soumis à une tension mécanique, par exemple au cours de l'installation. De plus, ce matériau se fragmentera instantanément et totalement s'il est découpé, s'il tombe ou s'il reçoit un choc. N'ESSAYEZ PAS, sous aucune circonstance, de découper ou de perforer un Splashback car il se brisera.

Les Splashbacks suivants ne sont pas en verre trempé mais doivent tout de même être manipulés avec grand soin :

GW-AQA2406C, GW-AQA3606C Aurora Borealis Aqua

GW-AUR2406C, GW-AUR3606C Aurora Borealis Aura

GW-VEN2406C, GW-VEN3606C Aurora Borealis Ventus

GW-STR2406C, GW-STR3606C Stratosphere

GW-TRO2406C, GW-TRO3606C Troposphere

Merci de vous reporter au guide d'installation sur www.originalstyle.com/guides

Les autres carreaux de verre ainsi que les « upstands » peuvent être découpés. Un exemple de coupe-carrelage adapté est le Rubi DW250N avec un disque CPC2. Les carreaux peuvent aussi être coupés avec une coupeuse manuelle Rubi TR avec une molette de 18mm. Il est recommandé de prendre des précautions supplémentaires en découpant le verre. Merci de vous reporter au guide d'installation sur www.originalstyle.com/guides

UTILISATION DES CARREAUX DE VERRE A PROXIMITE D'UNE SOURCE DE CHALEUR

Original Style recommande d'installer tous carreaux en verre, les crédences de bain Splashbacks incluses, à au moins 3 cm des sources de chaleur. Sont incluses ici toutes les tuyauteries d'eau chaude dissimulées à l'intérieur des cloisons ainsi que toutes les sources de chaleur rayonnantes telles que les sèche-serviettes ou les radiateurs. Les casseroles chaudes ne doivent pas entrer en contact direct avec les Splashbacks. Il faut garder une distance de 30mm pour éviter de marquer la surface. Les carreaux de verre ne doivent pas être utilisés autour des cheminées ou poêles.

CONFORMITÉ

Les carreaux de la gamme Glassworks ne conviennent qu'à un usage intérieur mural. Original Style ne recommande pas l'utilisation de mosaïques de verre sur les dessus de comptoir. Nous ne recommandons pas l'usage de listels en verre Glass Strip Borders sur les zones sujettes à déformation, notamment sur les cloisons en bois, sur lesquelles le verre risque de se fendre.

INSTALLATION, ADHESIFS, JOINTS, NETTOYAGE ET ENTRETIEN

Merci de vous reporter au guide d'installation sur www.originalstyle.com/guides avant de commencer l'installation de votre carrelage Original Style car nous ne pouvons accepter la responsabilité pour les défauts une fois l'installation faite.

AUTRES GAMMES ORIGINAL STYLE

L'installation des autres produits Original Style présentés dans la brochure, tels que les carreaux de céramique et les dalles en pierre, nécessite des précautions différentes. Veuillez vous reporter à la brochure Original Style correspondante avant de procéder à l'installation.

PHOTOGRAPHIES

L'éclairage en studio et les encres utilisées pour l'impression peuvent affecter les couleurs des carreaux présentés dans ce catalogue. Avant de passer votre commande, il est toujours préférable de vous procurer des échantillons auprès d'un revendeur Original Style.

LIMITATION DE RESPONSABILITÉ

Original Style dégage toute responsabilité en cas d'installation incorrecte de ses produits. En cas de réclamation relative aux carreaux eux-mêmes, la responsabilité d'Original Style sera confinée, dans la limite autorisée par la loi, au remboursement du produit ou au remboursement du prix du produit, et ne couvre pas les dommages indirects. Toute réclamation doit être effectuée dans les sept jours suivant la réception des carreaux. Les carreaux doivent être inspectés avant installation. Aucune réclamation ne sera prise en compte une fois les carreaux installés. Notez que l'installation du carrelage constitue l'acceptation de la qualité, de la couleur, de la texture, de la taille et de la teinte des carreaux. Original Style garantit que ses carreaux sont conformes au descriptif fourni et qu'ils sont adaptés à l'usage pour lequel ils sont prévus. Original Style ne formule aucune garantie expresse ou implicite supplémentaire vis-à-vis de l'adéquation ou de la compatibilité de ses produits dans des installations spécifiques. Nous ne formulons aucune garantie, expresse ou implicite, vis-à-vis de la résistance à l'usure ou des procédures d'entretien.

Il est impératif de suivre les instructions des fabricants de colles et de ciment-joints afin d'en vérifier la compatibilité avec nos produits. En cas de doute, consultez le revendeur qui vous aura fourni la colle ou le ciment-joint. Original Style n'assumera aucune responsabilité en ce qui concerne la compatibilité ou l'usage de colles et de ciment-joints tiers. Veuillez noter que l'utilisation de certains produits nettoyants à base d'acide peut provoquer des réactions sur certains carreaux et en modifier les caractéristiques.

wichtige informationen

ABMESSUNGEN

Die Abmessungen aller Original Style Glassworks Fliesen in dieser Broschüre sind Nennwerten. Die tatsächlichen Abmessungen einzelner Fliesen können von diesen Werten abweichen. Es empfiehlt es sich, mindestens 5% mehr Material für etwaigen Bruch oder falschen Zuschchnitt einzuplanen.

SCHATTIERUNG

Da jede Fliese eine individuelle Farbgebung besitzt, kann es bei den Schattierungen zwar deutliche aber feine Abstufungen geben, besonders zwischen Chargen. Das ist ein ganz eigenes Merkmal bei Glassworks und Serenity Fliesen von Original Style. Deswegen werden Sie vermutlich vor dem Anbringen erst einmal etwas Zeit benötigen, um die beste Verteilung der Schattierungen herauszufinden. Plant man ein bestimmtes Aussehen, dann sollten die Fliesen vor dem Anbringen schon einmal zur Probe angelegt werden. Dies gilt besonders für Metallica Fliesen. Wir empfehlen dringend, dass Sie alle Fliesen für Ihr Projekt auf einmal kaufen. Dekorfliesen werden individuell hergestellt und sind daher einzigartig. Aufgrund ihrer unterschiedlichen Dichte unterscheiden sich die 5 mm- und 10 mm-Fliesen im Farbton. Wegen ihrer Herstellungsweise weisen Aurora Borealis Splashbacks und Mattglasfliesen deutliche Unterschiede auf. Werden diese gemeinsam platziert kann es passieren, dass Muster nicht übereinstimmen oder in einer Linie liegen. Dennoch ist die Gesamtwirkung beeindruckend. Unterschiede im Farbton kann es aufgrund des Metallic-Effekts auch bei Champagne und Zinc Splashbacks bzw. Fliesen geben. Arabia, Arabia Mosaic, Ammon Mosaic, Siva Mosaic: Die Rückseiten dieser Fliesen und Mosaiken sind handbemalt und jede Fliese ist einzigartig.

Artic weiße Fliesen:

Kunden sollten darauf hingewiesen werden, dass durch die Herstellung mit optisch komplett klarem Glas bei der Farbe Artic eine optische Täuschung an den Rändern der Fliesen auftreten kann. Dieser Effekt tritt bei Verlegung zweier Fliesen mit unterschiedlichen Kantenlängen auf und kann durch Lichtbrechung, prismatische Effekte oder chromatische Abberation entstehen.

Wir empfehlen, dass alle Hohlräume (z. B. Ecken) vor dem Fliesen gefüllt werden, um einen Schatteneffekt zu vermeiden. Die Fliesen sollten außerdem mit einem geeigneten Schneidegerät mit Glasschneideblatt geschnitten werden und jegliche Unebenheiten sollten mit einer Glasfeile vor Verlegung ausgeglichen werden. Splashbacks dürfen NICHT geschnitten werden.

SPLASHBACKS

Vorsicht bei der Handhabung Ihres Splashback vor und während der Installation.

Original Style Glassworks Splashbacks wurden nach der britischen Norm BS EN 12150 getestet. Sie sind aus gehärtetem Glas hergestellt (auch vorgespanntes Glas genannt), das eine Art von Sicherheitsglas darstellt. Hartglas muss mit der gleichen Sorgfalt behandelt werden wie vergütetes (gewöhnliches) Glas. Mangelnde Sorgfalt bei der Handhabung und unsachgemäße Installation kann Kantenschäden verursachen. Ein verzögerter Bruch kann auftreten wenn kantengeschädigtes Hartglas einer mechanischen Beanspruchung ausgesetzt wird, wie z. B. bei der Installation. Wenn dieses Glas geschnitten, gestoßen oder fallen gelassen wird, zerbricht es sofort in kleinste Stücke. Versuchen Sie AUF KEINEN FALL das Splashback zu schneiden oder zu bohren, da es sonst zerbrechen wird.

* Folgende Splashbacks sind **nicht** aus Sicherheitsglas. Sie sollten dennoch genau wie das aus

Sicherheitsglas bestehenden Splashbacks behandelt werden.

GW-AQA2406C, GW-AQA3606C Aurora Borealis Aqua

GW-AUR2406C, GW-AUR3606C Aurora Borealis Aura

GW-VEN2406C, GW-VEN3606C Aurora Borealis Ventus

GW-STR2406C, GW-STR3606C Stratosphere

GW-TRO2406C, GW-TRO3606C Troposphere

Weitere Informationen unter www.originalstyle.com/guides

Die anderen Glasfliesen, einschließlich Upstands können geschnitten werden.

Das empfohlene Schneidegerät ist Rubi DW250N mit einem CPC2 Schneideblatt. Es ist außerdem möglich, die Fliesen mit dem Rubi TR Schneider mit 18 mm Rad anzuritzen und zu brechen. Beim Schneiden von Glas sind entsprechende Vorsichtsmaßnahmen zu treffen. Lesen Sie hierzu bitte unsere Installationsanleitung unter www.originalstyle.com/guides

HITZE

Alle Glassworks Fliesen, einschließlich der Splashbacks müssen einen Abstand von mindestens 3 cm zu allen direkten Heizkörpern einhalten. Das betrifft auch alle Heißwasserleitungen, die sich hinter der Wand befinden und alle anderen Hitze abgebenden Geräte wie Kochplatten, Badheizkörper oder Radiatoren. Heißen Pfannen oder Kochtöpfe sollten nie mit Glas Splashbacks in direkten Kontakt kommen. Ein Mindestabstand von 30 mm ist einzuhalten, um Beschädigungen des Splashback zu vermeiden. Ebenfalls empfehlen wir keine Glasfliesen für Kaminumfassungen zu verwenden.

EIGNUNG

Glassworks Fliesen, einschließlich der Splashbacks sind nur für Innenwände geeignet. Original Style rät Ihnen von der Verwendung von Glasfliesen für Arbeitsplatten ab. Zierkanten aus Glas sind bei beweglichen Untergründen nicht zu empfehlen, z. B. Holzwände, da der Untergrund die Glasstreifen zum Brechen bringen könnte.

INSTALLATION, KLEBER, FUGENMÖRTEL, REINIGUNG UND PFLEGE

Bitte lesen Sie vor Beginn der Installation die Installationsanleitung unter www.originalstyle.com/guides, da Original Style keine Haftung für Fehler übernehmen kann, nachdem die Fliesen befestigt wurden.

ANDERE ORIGINAL STYLE SORTIMENTE

Bei anderen Artikeln von Original Style, wie beispielsweise Keramik- und Steinfliesen, die in dieser Broschüre zu sehen sind, gibt es wieder ganz andere Installationsanforderungen. Vor der Installation dieser Artikel sollten Sie die entsprechende Broschüre von Original Style konsultieren.

PHOTOGRAPHIE

Aufgrund variierender Beleuchtungsverhältnisse im Studio oder bei Druckfarben können die im Katalog zu sehenden Farben geringfügig von der tatsächlichen Farbgebung abweichen. Bevor Sie Ihre Auswahl treffen, sollten Sie immer zuvor einen Einzelhändler für Original Style nach Mustern fragen.

HAFTUNGSBESCHRÄNKUNG

Original Style übernimmt für die fehlerhafte Installation seiner Fliesen keine Haftung.

Sollte es Reklamationen bezüglich der Fliesen selbst geben, dann beschränkt sich die gesetzlich eingeräumte Haftung von Original Style lediglich auf den Artikeltausch oder Kostenrückerstattung. Weitere Schäden werden nicht abgedeckt. Vor der Installation sind die Fliesen zu prüfen. Nachträgliche Reklamationen können nicht berücksichtigt werden. Bitte beachten Sie, dass Sie durch die Installation anzeigen, dass hinsichtlich Qualität, Farbgebung, Textur, Größe oder Schattierung keine Beanstandungen vorliegen. Original Style gewährleistet die beschreibungs- und zweckgemäße Fabrikationsausführung der Fliesen. Original Style gibt keine weiteren ausdrücklichen oder impliziten Garantien hinsichtlich Eignung der Artikel für besondere Installationsarten. Wir geben weder ausdrücklich noch implizit eine Garantieverlängerung auf Abnutzungsverhalten oder Wartungsarbeiten. Beachten Sie bitte, dass die Fliesen auf Säure basierte Reinigungsmittel reagieren und ihr Aussehen verändern können.

belangrijke informatie

AFMETINGEN

De nominale afmetingen voor alle Original Style Glassworks tegels staan vermeld in de brochure. De werkelijke afmetingen kunnen afwijken van deze cijfers. We raden dat u minstens 5% toevoegt aan uw bestelling voor snijverlies.

KLEURNUANCES

Omdat elke tegel afzonderlijk wordt gekleurd, kan er sprake zijn van zichtbare, subtiel kleurnuances, vooral tussen partijen. Dit is een karakteristieke eigenschap van Original Style Glassworks en Serenity tegels. Het kan de moeite lonen om, voordat de tegels worden aangebracht, de verschillende tinten zo te spreiden dat u tevreden bent over het resultaat. Het is belangrijk dat u de tegels neerlegt voorafgaand aan het installeren bij het plannen van ontwerpen. Dit geldt met name voor de tegels van Metallica. We raden ten zeerste aan dat u alle tegels tegelijkertijd koopt die u nodig hebt voor uw project. Siertegels worden per stuk gemaakt en zijn daarom uniek. Wegens verschillen in dichtheid variëren de tinten van de tegels van 5 mm en 10 mm. Als gevolg van hoe ze worden gefabriceerd, zijn er zichtbare verschillen tussen de Aurora Borealis Splashbacks en matte tegels. Als ze worden gecombineerd, dan kunnen de patronen niet bij elkaar passen of op elkaar aansluiten. Het overkoepelende effect is echter prachtig. Wegens hun metallic effecten kunnen er ook kleurnuances zijn tussen Champagne en Zinc Splashbacks en tegels. Arabia, Arabia Mosaic, Ammon Mosaic, Siva Mosaic: Doordat de achterkant van deze glazen tegels en mozaïeken met de hand geschilderd zijn, is iedere tegel uniek.

Arctic White Tegels

Omdat de kleur Arctic White wordt gecreëerd door gebruik te maken van optisch helder glas, moeten klanten zich ervan bewust zijn dat wanneer twee tegels van verschillende lengte naast elkaar geplaatst worden, de hoeveelheid licht dat door de tegels gaat, de kleur kan beïnvloeden. Dit effect is het gevolg van lichtbreking, prismatisch effect of chromatische aberratie. Wij raden aan dat openingen (bijvoorbeeld hoeken) volledig opgevuld worden voordat u begint met het installeren van de tegels om dit en andere schadueffecten te voorkomen. Het glas moet daarnaast ook gesneden worden met een geschikte elektrische glassnijder met een zaagblad voor glazen tegels en oneffen randen weggevlind met een geschikte glasvijl. Splashback mogen NIET gesneden worden.

SPLASHBACKS

Wees voorzichtig in de omgang met Splashbacks voorafgaand aan en tijdens de installatie. De meeste Original Style Glassworks Splashbacks zijn getest volgens de British Standards BS EN 12150. Deze splashbacks bestaan uit gehard glas (ook wel bekend als voorgespannen glas), een type veiligheidsglas. Gehard glas moet op dezelfde wijze worden verzorgd als gegloeid (normaal) glas. Onachtzame omgang en een verkeerde installatie kan soms leiden tot beschadigde hoeken. Op de lange termijn kan het glas breken als het geharde glas met beschadigde hoeken onderhevig is aan mechanische stress, zoals tijdens het zetten. Dit materiaal valt bovendien onmiddellijk volledig uiteen in kleine stukjes als het wordt gesneden, als u er tegenaan stoot of als u het laat vallen. Probeer NOOIT op enigerlei wijze een Splashback te snijden of erin te boren, aangezien deze uiteenspat. De splashbacks hieronder zijn niet van gehard glas gemaakt maar moeten op dezelfde wijze verzorgd en behandeld worden als gehard glas :
GW-AQA2406C, GW-AQA3606C Aurora Borealis Aqua
GW-AUR2406C, GW-AUR3606C Aurora Borealis Aura
GW-VEN2406C, GW-VEN3606C Aurora Borealis Ventus
GW-STR2406C, GW-STR3606C Stratosphere
GW-TRO2406C, GW-TRO3606C Troposphere
Bezoek www.originalstyle.com/guides

De andere glazen tegels, waaronder spatranden, kunnen worden gesneden. Een glassnijder die wij aanraden is e Rubi DW250N met een CPC2 zaagblad. Daarnaast kunt u tegels inkassen en breken met een Rubi TR tegelsnijder (met een 18 mm snijwiel).

Passende veiligheidsmaatregelen moeten in acht worden genomen bij het snijden van glas. Raadpleeg onze installatiegids op www.originalstyle.com/guides

VERWARMING

Alle Glassworks-tegels, waaronder Splashbacks, moeten op minstens 3 cm van een warmtebron worden gezet. Dit geldt ook voor warmwaterleidingen in muren en stralingswarmtebronnen, zoals kookplaten, verwarmde handdoekrekken en radiatoren. Hete pannen mogen niet in directe aanraking komen met glazen Splashbacks. Tijdens het koken moeten hete pannen minimaal 30mm verwijderd zijn van de Splashbacks om beschadigingen en schroeiplekken te voorkomen. We raden het gebruik van glazen tegels om openhaarden af.

GESCHIKTHEID

Glassworks-tegels, waaronder Splashbacks, zijn alleen geschikt voor binnenmuren. Ze dienen niet als werkbladen te worden gebruikt. We raden het gebruik van glazen randen op plekken die bewegen af, ofwel houten muren, aangezien de ondergrond ertoe kan leiden dat de glazen strips breken.

INSTALLATIE, LIJMEN, VOEGMIDDELEN, REINIGING EN ONDERHOUD

Raadpleeg de installatiegids op www.originalstyle.com/guides voordat u begint met het leggen, aangezien Original Style niet verantwoordelijk is voor defecten nadat de tegels zijn gezet.

ANDERE PRODUCTEN VAN ORIGINAL STYLE

Andere producten van Original Style uit deze brochure, zoals mozaïektegels en keramische, porseleinen en stenen tegels, hebben hun eigen installatie-richtlijnen. Raadpleeg de juiste brochure van Original Style voor deze producten voordat u ze installeert.

FOTOGRAFIE

Als gevolg van variaties in studiobelichting en printinkten kunnen de in deze brochure afgebeelde kleuren enigszins afwijken van die van de daadwerkelijke tegels. We raden altijd aan dat u uw Original Style-leverancier vraagt om enkele voorbeelden.

AANSPRAKELIJKHEIDSBEPERKING

Original Style is niet aansprakelijk voor de verkeerde installatie van zijn producten. In geval van claims met betrekking tot de tegels zelf is de aansprakelijkheid van Original Style, voor zover dit wettelijk is toegestaan, beperkt tot het vervangen van het product of het vergoeden van de kosten van het product, en is gevolgschade niet inbegrepen. Claims moeten binnen zeven werkdagen na ontvangst van de tegels worden ingediend. De tegels moeten worden geïnspecteerd voordat deze worden gezet. Claims worden niet behandeld nadat de tegels zijn gezet. We wijzen u erop dat tot de zetting het aanvaarden van de hoeveelheid, kleur, structuur, afmetingen en schakering van de tegels behoort. Original Style garandeert dat zijn tegels overeenkomen met hun omschrijving en geschikt zijn voor het beoogde gebruik. Original Style maakt geen andere uitdrukkelijke of impliciete garanties met betrekking tot de geschiktheid van de producten voor bepaalde installaties. We maken geen garanties, uitdrukkelijk of impliciet, ten aanzien van slijtagebestendigheid of onderhoudsmaatregelen.

Het is van groot belang dat de instructies van de producent voor voeg- en lijmmiddelen worden opgevolgd ten aanzien van hun geschiktheid in combinatie met onze producten. Raadpleeg de leverancier van de voeg- en lijmmiddelen van wie u de producten hebt gekocht in geval van twijfel. Original Style maakt geen beweringen over de geschiktheid voor gebruik van de lijmen en voegmiddelen van derde partijen. We wijzen u erop dat het gebruik van bepaalde bijzondere reinigingsmiddelen kan leiden tot een reactie van de tegels, waarvan het uiterlijk kan veranderen.

важная информация

РАЗМЕРЫ

Номинальные размеры всей плитки Original Style Glassworks указаны в брошюре. Реальные размеры каждой плитки могут отличаться от указанных. Мы рекомендуем учитывать допуск на отходы не менее 5%.

ВАРЬИРОВАНИЕ ПО ЦВЕТУ

Поскольку каждая плитка окрашивается индивидуально, возможно незначительное, но заметное отличие по цвету, особенно между плиткой из различных партий. Это характерная особенность плитки компании Original Style. Таким образом, перед укладкой вам может потребоваться некоторое время на то, чтобы обеспечить наиболее красивое распределение оттенков. При планировании дизайна обязательно предварительно разложите плитку на сухой поверхности, особенно если вы используете плитку Metallica. Мы настоятельно рекомендуем покупать всю плитку, необходимую для проекта, за один раз. Каждая декоративная плитка изготавливается индивидуально, а следовательно каждая плитка уникальна. По причине разной плотности 5-миллиметровая и 10-миллиметровая плитка различается по тону. В связи с особенностями методики изготовления между плиткой Aurora Borealis Splashbacks и матовой плиткой имеется значительная разница, поэтому если отдельные плитки положить рядом, они не будут подходить друг другу, однако общий эффект от выложенной ими поверхности будет потрясающим. Такие вариации в тоне расцветки могут быть присущи плитке Champagne и Zinc Splashbacks. Arabia, Arabia Mosaic, Ammon Mosaic, Siva Mosaic: Обратная сторона этой плитки окрашена вручную и поэтому каждая индивидуальная плитка уникальна.

ОСОБОЕ ЗАМЕЧАНИЕ: плитка Arctic White

Цвет Arctic White получается в результате использования оптического бесцветного стекла. Учтите, что при сравнении двух плиток разной длины количество света, проходящего через плитки, может повлиять на их цвет.

Данный эффект возникает в результате преломления лучей, призматического эффекта или хроматической абберации. Во избежание данного эффекта, а также других эффектов затенения рекомендуется по возможности заполнять все пустоты на поверхности, выкладываемой плиткой.

Стекло следует резать подходящим электрическим плиткорезом с резцом для резки стекла, а неровные края необходимо отшлифовать соответствующим напильником.

ВАЖНО: Плитку Splashbacks НЕЛЬЗЯ резать.

ПЛИТКА SPLASHBACKS

Будьте осторожны при обращении с плиткой Splashbacks до и во время ее укладки. Плитка Original Style Glassworks Splashbacks прошла испытания на соответствие британскому стандарту BS EN12150. Данная плитка изготовлена из закаленного (упрочненного) стекла, которое является разновидностью защитного стекла. Меры предосторожности при работе с закаленным стеклом такие же, как и при работе с отожженным (обычным) стеклом. В случае неаккуратного обращения или неправильной установки возможно повреждение краев; также возможно повреждение стекла впоследствии, при оказании механического воздействия на закаленное стекло с поврежденными краями, как, например, при установке. В результате резки, удара или падения приводит к немедленному полному разбиванию данного материала. Ни при каких условиях НЕ пытайтесь резать или сверлить плитку Splashback, поскольку это приведет к ее разбиванию. Пройдите по ссылке www.originalstyle.com/guides. Другую стеклянную плитку, в том числе бортики, можно резать. Рекомендуемый плиткорез: Rubi DW250N с резцом CPC2. Плитку также можно подгонять по размеру и резать плиткорезом Rubi TR с 18-миллиметровым роликовым резцом. При резке стекла необходимо помнить о соответствующих мерах предосторожности. Ознакомьтесь с нашим Руководством по укладке, доступным по ссылке: www.originalstyle.com/guides.

ВОЗДЕЙСТВИЕ ТЕПЛОМ

Всю плитку Glassworks, включая Splashbacks, необходимо укладывать не менее чем в 3 см от любых источников тепла, которые включают среди прочего любые трубы с горячей водой, замурованные в стенах, и источники теплового излучения, такие как плиты, подогреваемые полотенцесушители и радиаторы. Не рекомендуется устанавливать стеклянную плитку рядом с источниками огня.

Не допускайте прямого контакта горячей посуды со стеклянной плиткой Splashbacks. Во время приготовления пищи на конфорке расстояние между горячей посудой и плиткой Splashbacks должно быть не менее 30 мм, в противном случае возможно опаление поверхности.

МЕСТА, ПОДХОДЯЩИЕ ДЛЯ ИСПОЛЬЗОВАНИЯ ПЛИТКИ

Плитку Glassworks, включая Splashbacks, можно укладывать только на стенах внутри помещений. Данная плитка не подходит для использования в качестве рабочей поверхности. Не рекомендуется использовать стеклянные бортики на поверхностях, подверженных расширению/сужению, таких как деревянные стены, поскольку это может привести к растрескиванию бортиков.

УКЛАДКА, КЛЕЯЩИЕ ВЕЩЕСТВА, ЗАТИРКИ, ЧИСТКА И УХОД

Прежде чем начинать укладку плитки, ознакомьтесь с Руководством по укладке, которое можно скачать по ссылке www.originalstyle.com/guides. Компания Original Style не несет ответственности за любые дефекты уже уложенной плитки.

ДРУГАЯ ПРОДУКЦИЯ КОМПАНИИ ORIGINAL STYLE

В данной брошюре представлена также другая продукция компании Original Style, такая как мозаичная, керамическая, фарфоровая и каменная плитка. На данную продукцию распространяются соответствующие требования по укладке. При укладке такой продукции обязательно ознакомьтесь с соответствующей брошюрой Original Style.

Фотографии

С учетом освещения в студии и типографической краски, цвет плитки на фотографиях, представленных в данной брошюре, может незначительно отличаться от фактического цвета плитки. Рекомендуется потребовать образец плитки у поставщика Original Style.

Ограничение ответственности

Компания Original Style не несет ответственности за дефекты при установке ее продукции. При возникновении претензий относительно качества плитки, ответственность компании Original Style в установленных законом случаях ограничена либо заменой товара, либо возмещением его стоимости, и не распространяется на возмещение косвенных убытков. О претензиях необходимо сообщать в течение 7 рабочих дней после получения плитки. Плитку следует проверить до ее установки. После установки плитки претензии не принимаются.

Просьба обратить внимание, что установка плитки означает отсутствие претензий к ее качеству, цвету, размерам, текстуре и оттенкам. Компания Original Style гарантирует, что плитка соответствует ее описанию и пригодна для использования в надлежащих целях. Компания Original Style не предоставляет ни прямых, ни косвенных гарантий соответствия или пригодности товара для конкретных видов установок. Мы не обеспечиваем ни прямые, ни косвенные гарантии износоустойчивости и исправности.

Просьба отметить, что использование определенных чистящих средств на кислотной основе способно привести к возникновению химической реакции и изменению свойств плитки.



Hera Hexagon Mosaic GW-HERHEXMOS shown with
Downtown White porcelain tiles from the Tileworks collection

MOSAICS



The largest range of mosaics in Europe:
Glass, metals, stone, shell, wood, porcelain

SPLASHBACKS



Glass splashbacks and upstands
in a choice of colours

TILEWORKS



Contemporary porcelain and ceramic
tiles for floors and walls

EARTHWORKS

Natural stone – millions of years in the making



Natural stone tiles and mosaics for
walls and floors

Odyssey

The spirit of discovery of discovery



Tiles inspired by journeys
of discovery

VICTORIAN FLOOR TILES



Ever popular traditional
geometric tiles

ORIGINALSTYLE



Wall tiles, half tiles, large brick and
metro tiles in bright colours and patterns

LA BELLE COLLECTION



An exquisite selection of
hand-crafted tiles

ARTWORKS



Traditional wall tiles to coordinate
with the Victorian Floor Tile range

Original Style also produce other ranges of ceramic tiles, natural stone, Mosaics and Victorian floor tiles. Please ask your retailer for copies of these brochures. Please return this brochure to your Original Style stockist after use.

The 'Original Style' logo is a registered trade mark of Original Style Ltd.
Original Style Limited is registered in England number 3018117. Registered Office:
Falcon Road, Sowton Industrial Estate, Exeter, Devon EX2 7LB, England

Your Original Style stockist

£2.00 €3.00 \$3.50

GW-GLBROCH3/11/14

GENERAL ENQUIRIES

Tel: +44 (0)1392 473004

Fax: +44 (0)1392 473014

UK SALES

Tel: +44 (0)1392 473000

Fax: +44 (0)1392 473010

USA SALES

Tel: 508 507 6228

Fax: 1-866 881 6609 (toll free)

REST OF THE WORLD SALES

Tel: +44 1392 473001

Fax: +44 1392 473011

Email: info@originalstyle.com

Website: www.originalstyle.com