

LA BELLE COLLECTION



ORIGINALSTYLE

LA BELLE COLLECTION

An exquisite selection of hand-crafted tiles, which will allow you to display the highest standards of design flair in both kitchen and bathroom.



Front cover: Coupes de Fruit, all Pencil Grey on Camellia. KHP5819PGT Fruit Bowl Plaque, KHP5801PGT Blackberries, KHP5802PGT Cherries, KHP5806PGT Lemons, KHP5800PGT Apples, KHP5809PGT Pears, KHP5805PGT Grapes, KHP5808PGT Peaches, KHP5807PGT Orange, KHP5803PGT Blackcurrants, KHP5811PGT Strawberries, KT5900 Camellia Gloss Field Tile, KT5910 Frame, KT5911 Internal Corner Moulding, both Camellia Gloss

Above: Coupe de Fruits, all Colour on Clematis. KHP5816BN Vine & Berries Border, KHP5812BN White Grapes, KHP5810B Raspberries, KHP5811B Strawberries, KHP5803BN Blackcurrants, KHP5804B Gooseberries, KHP5801B Blackberries, KT5900 Camellia Gloss Field Tile, JT5900 Aubergine Gloss Field Tile, JT5910 Aubergine Gloss Rail

COLOUR HARMONY

Just as an artist strives to blend subtle hues from a palette, so the interior designer looks for harmony of colour and texture. That is why our design team has carefully studied the very latest trends in high quality home decoration – and created a range of colours to complement them to perfection.

REFLECTIONS OF TRUE QUALITY

These tiles can add a completely new dimension to your room. The sheer depth of their reflectivity picks up light, colour and shape from the surroundings to give an ever-changing surface that will surprise and delight.

SMALL IS BEAUTIFUL

Tiled areas in many modern homes tend to be tightly restricted, not only by space, but by layouts that incorporate ever more fittings and appliances. So, for the greatest design flexibility, you need tiles that are sized to suit. The 100mm (4") square size increases the opportunity for both colour variation and the composition of complete tableaux within these compact areas.

OBJETS D'ART

Our colourful hand-painted tiles, borders and plaques will add that final touch of individuality to your design scheme. Each one is a unique work of art and will delight for years to come.

CONTENTS

4-9	Coupe de Fruits
10-11	Fruits Exotiques
12-13	Jardin d'Herbes
14-16	Légumes de Saison
17	Butterflies
18-19	Bon Appétit
20-21	Bouquet de Fleurs
22-23	À la Ferme
24-25	Lily Pond
26-27	Coral Reef
28-29	Fruits de Mer
30	Sea Shells
31	Natural World Collection
32-33	Seaside Collection
34-35	Floral Garland
36-37	Autumn Leaves
38-40	Colour Palette Gloss
41	Colour Palette Satin
42-43	Colour Palette Metallic
44-45	Speciality Tiles & Borders
47-50	Important Information





Coupe de Fruits

TRADITIONAL FRUITS – exquisite relief-moulded designs portraying orchard and soft fruits. Available as individually, hand-painted pencil grey on Camellia, hand-painted in beautiful colour on Clematis or Camellia, hand-painted delft blue on Camellia, or as a deeply reflective, single-colour Snowdrop glaze.



Fruit Bowl Plaque KHP5819PGT 300x300mm (12x12")



Mixed Fruit Border KHP5817PGT 200x50mm (8x2")



Vine & Berries Border KHP5816PGT 200x50mm (8x2")



Apples KHP5800PGT
100x100mm (4x4")



Blackberries KHP5801PGT
100x100mm (4x4")



Cherries KHP5802PGT
100x100mm (4x4")



Blackcurrants KHP5803PGT
100x100mm (4x4")



Gooseberries KHP5804PGT
100x100mm (4x4")



Grapes KHP5805PGT
100x100mm (4x4")



Lemons KHP5806PGT
100x100mm (4x4")



Orange KHP5807PGT
100x100mm (4x4")



Peaches KHP5808PGT
100x100mm (4x4")



Pears KHP5809PGT
100x100mm (4x4")



Raspberries KHP5810PGT
100x100mm (4x4")



Strawberries KHP5811PGT
100x100mm (4x4")



Coupes de Fruit, all Pencil Grey on Camellia. KHP5819PGT Fruit Bowl Plaque, KHP5801PGT Blackberries, KHP5802PGT Cherries, KHP5806PGT Lemons, KHP5800PGT Apples, KHP5809PGT Pears, KHP5808PGT Peaches, KHP5807PGT Orange, KHP5811PGT Strawberries, KT5900 Camellia Gloss Field Tile, KT5910 Frame, KT5911 Internal Corner Moulding, both Camellia Gloss

HAND-PAINTED COLOURS

Beautiful glossy colours on either a Clematis or Camellia background.



Peaches KHP5808B
100x100mm (4x4")



Pears KHP5809B
100x100mm (4x4")



Raspberries KHP5810B
100x100mm (4x4")



Lemons KA5806 Snowdrop Glaze
100x100mm (4x4")

See table below for full range of snowdrop glazes available.



Strawberries KHP5811B
100x100mm (4x4")



White Grapes KHP5812B
100x100mm (4x4")



Red Apples KHP5813B
100x100mm (4x4")



Coupes de Fruit, all Hand Painted on Camellia. KHP5819TN Fruit Bowl Plaque, KHP5816TN Vine & Berries Border, KHP5817TN Mixed Fruit Border, KT5900 Camellia Gloss Field Tile



Fruit Bowl Plaque KHP5819BN
300x300mm (12x12")



Vine & Berries Border KHP5816BN
200x50mm (8x2")



Mixed Fruit Border KHP5817BN
200x50mm (8x2")



Golden Apples KHP5800B
100x100mm (4x4")



Blackberries KHP5801B
100x100mm (4x4")



Cherries KHP5802B
100x100mm (4x4")



Blackcurrants KHP5803BN
100x100mm (4x4")



Gooseberries KHP5804B
100x100mm (4x4")



Black Grapes KHP5805BN
100x100mm (4x4")



Lemons KHP5806B
100x100mm (4x4")



Orange KHP5807B
100x100mm (4x4")

HAND-PAINTED DELFT ON CAMELLIA

Classic blue and white for a clean crisp look.



Fruit Bowl Plaque KHP5819TG
300x300mm (12x12")



Vine & Berries Border KHP5816TG
200x50mm (8x2")



Blackcurrants KHP5803TG
100x100mm (4x4")



Orange KHP5807TG
100x100mm (4x4")



Gooseberries KHP5804TG
100x100mm (4x4")



Strawberries KHP5811TG
100x100mm (4x4")



Hand painted Delft on Camellia KHP5809TG Pears, KHP5807TG Orange, KHP5806TG Lemons, KHP5808TG Peaches, KHP5800TG Apples, KT5900 Camellia Gloss Field Tile

COUPE DE FRUITS		SIZE MM	SIZE INCHES	SNOWDROP GLAZE	HAND-PAINTED COLOUR ON CLEMATIS	HAND-PAINTED COLOUR ON CAMELLIA	HAND-PAINTED DELFT ON CAMELLIA	HAND-PAINTED PENCIL GREY ON CAMELLIA
Fruit Bowl Plaque	Plaque	300 x 300	12 x 12	KA5819	KHP5819BN	KHP5819TN	KHP5819TG	KHP5819PGT
Vine & Berries Border	Border	200 x 50	8 x 2	KA5816	KHP5816BN	KHP5816TN	KHP5816TG	KHP5816PGT
Mixed Fruit Border	Border	200 x 50	8 x 2	KA5817	KHP5817BN	KHP5817TN	KHP5817TG	KHP5817PGT
Apples	Single	100 x 100	4 x 4	KA5800	-	-	KHP5800TG	KHP5800PGT
Golden Apples	Single	100 x 100	4 x 4	-	KHP5800B	KHP5800T	-	-
Red Apples	Single	100 x 100	4 x 4	-	KHP5813B	KHP5813T	-	-
Blackberries	Single	100 x 100	4 x 4	KA5801	KHP5801B	KHP5801T	KHP5801TG	KHP5801PGT
Cherries	Single	100 x 100	4 x 4	KA5802	KHP5802B	KHP5802T	KHP5802TG	KHP5802PGT
Blackcurrants	Single	100 x 100	4 x 4	KA5803	KHP5803BN	KHP5803TN	KHP5803TG	KHP5803PGT
Gooseberries	Single	100 x 100	4 x 4	KA5804	KHP5804B	KHP5804T	KHP5804TG	KHP5804PGT
Grapes	Single	100 x 100	4 x 4	KA5805	-	-	KHP5805TG	KHP5805PGT
Black Grapes	Single	100 x 100	4 x 4	-	KHP5805BN	KHP5805TN	-	-
White Grapes	Single	100 x 100	4 x 4	-	KHP5812BN	KHP5812TN	-	-
Lemons	Single	100 x 100	4 x 4	KA5806	KHP5806B	KHP5806T	KHP5806TG	KHP5806PGT
Orange	Single	100 x 100	4 x 4	KA5807	KHP5807B	KHP5807T	KHP5807TG	KHP5807PGT
Peaches	Single	100 x 100	4 x 4	KA5808	KHP5808B	KHP5808T	KHP5808TG	KHP5808PGT
Pears	Single	100 x 100	4 x 4	KA5809	KHP5809B	KHP5809T	KHP5809TG	KHP5809PGT
Raspberries	Single	100 x 100	4 x 4	KA5810	KHP5810B	KHP5810T	KHP5810TG	KHP5810PGT
Strawberries	Single	100 x 100	4 x 4	KA5811	KHP5811B	KHP5811T	KHP5811TG	KHP5811PGT

For the choice of field colour options please see pages 38-41



Fruits Exotiques

TROPICAL FRUITS – a mouth-watering array of fresh fruits from around the world is presented in this superb set of relief-moulded and individually hand-painted designs available on Clematis background. Alternatively, why not select a deeply reflective, single-colour Snowdrop glaze?



Fruits Exotiques, Hand-painted on Camellia. KHP5739B Exotic Fruit Plaque, KHP5721B Mango & Lychees, KHP5726B Star Fruit & Lime, KHP5724B Pineapple & Tamarillos, KHP5722B Melon & Kumquats, KHP5720B Banana & Passion Fruit, KHP5725B Pomegranate & Figs, KB5900 Clematis Gloss Field Tile, KX5900 Barley Gloss Field Tile



Exotic Fruits Plaque KHP5739B 300x300mm (12x12")



Star Fruit & Lime
KHP5726B 100x100mm (4x4")



Tangerines & Kiwi Fruit
KHP5727B 100x100mm (4x4")



Banana & Passion Fruit
KHP5720B 100x100mm (4x4")



Mango & Lychees
KHP5721B 100x100mm (4x4")



Banana to Pineapple Border KHP5736B 200x75mm (8x3")



Melon & Kumquats
KHP5722B 100x100mm (4x4")



Persimmon & Cape Gooseberries
KHP5723B 100x100mm (4x4")



Star Fruit to Melon Border KHP5737B 200x75mm (8x3")



Pineapple & Tamarillos
KHP5724B 100x100mm (4x4")



Pomegranate & Figs
KHP5725B 100x100mm (4x4")

FRUITS EXOTIQUES	HAND-PAINTED ON CLEMATIS	SNOWDROP GLAZE
Banana & Passion Fruit	KHP5720B	KA5720
Mango & Lychees	KHP5721B	KA5721
Melon & Kumquats	KHP5722B	KA5722
Persimmon & Cape Gooseberries	KHP5723B	KA5723
Pineapple & Tamarillos	KHP5724B	KA5724
Pomegranate & Figs	KHP5725B	KA5725
Star Fruit & Lime	KHP5726B	KA5726
Tangerines & Kiwi Fruit	KHP5727B	KA5727
Banana to Pineapple Border	KHP5736B	KA5736
Star Fruit to Melon Border	KHP5737B	KA5737
Exotic Fruits Plaque	KHP5739B	KA5739

For your choice of field tile colours please see pages 38 to 41.



Jardin d'Herbes

HERBS – a collection of 11 beautifully relief-moulded designs representing some of the most popular herbs used for seasoning. Each is individually hand-painted on Clematis background.



Jardin d'Herbes. KHP5778B Fresh Herbs Plaque, KHP5761B Bay, KHP5767B Tarragon, KHP5760B Basil, KHP5766B Sage, KB5900 Clematis Gloss Field Tile, KL5910 Primrose Gloss Rail



Fresh Herbs Plaque KHP5778B 200x300mm (8x12")



Herbs Border KHP5776B 200x50mm (8x2")



Bouquet Garni Border KHP5777B 200x50mm (8x2")



Basil KHP5760B
100x100mm (4x4")



Bay KHP5761B
100x100mm (4x4")



Marjoram KHP5762B
100x100mm (4x4")



Mint KHP5763B
100x100mm (4x4")



Parsley KHP5764B
100x100mm (4x4")



Rosemary KHP5765B
100x100mm (4x4")



Sage KHP5766B
100x100mm (4x4")



Tarragon KHP5767B
100x100mm (4x4")



Légumes de Saison

FRESH VEGETABLES – a selection of seasonal foods delightfully sculpted onto eight tiles, two 3-tile sets, two borders and a plaque. Each is available individually hand-painted on a Clematis glaze, or with a deeply reflective, single-colour Snowdrop glaze.



Légumes de Saison, all Colour on Clematis. KHP5701B Beetroot, KHP5703B Cauliflower, KHP5700B Artichoke, KHP5702B Carrots, KHP5705B Onions, KHP5706B Peas, KHP5707B Corn on the Cob, KHP5704B Mushrooms, KB5900 Clematis Gloss Field Tile, LC8904 Eucalyptus Mix Delta Trim



Légumes de Saison. KHP5719B Vegetable Trug Plaque, KHP5701B Beetroot, KHP5700B Artichoke, KHP5704B Mushrooms, KHP5703B Cauliflower, KHP5705B Onions, KHP5702B Carrots, KB5900 Clematis Gloss Field Tiles, KF5910 Woodbine Gloss Rail, KF5911 Woodbine Gloss Frame Internal Corner



Vegetable Trug Plaque KHP5719B 300x300mm (12x12")



Carrots to Onion Border KHP5716B
200x75mm (8x3")



Corn on the Cob to Cauliflower Border KHP5717B
200x75mm (8x3")



Artichoke KHP5700B
100x100mm (4x4")



Beetroot KHP5701B
100x100mm (4x4")



Carrots KHP5702B
100x100mm (4x4")



Cauliflower KHP5703B
100x100mm (4x4")



Mushrooms KHP5704B
100x100mm (4x4")



Onions KHP5705B
100x100mm (4x4")



Peas KHP5706B
100x100mm (4x4")



Corn on the Cob KHP5707B
100x100mm (4x4")

See table below for full range
of snowdrop glazes available.



Onions KA5705 Snowdrop Glaze
100x100mm (4x4")



String of Garlic 3-tile Set
KHP5713B
100x300mm (4x12")



String of Onions 3-tile Set
KHP5714B
100x300mm (4x12")

LÉGUMES DE SAISON	HAND-PAINTED ON CLEMATIS	SNOWDROP GLAZE
Artichoke	KHP5700B	KA5700
Beetroot	KHP5701B	KA5701
Carrots	KHP5702B	KA5702
Cauliflower	KHP5703B	KA5703
Mushrooms	KHP5704B	KA5704
Onions	KHP5705B	KA5705
Peas	KHP5706B	KA5706
Corn on the Cob	KHP5707B	KA5707
String of Garlic 3-tile set	KHP5713B	KA5713
String of Onions 3-tile set	KHP5714B	KA5714
Carrots to Onion Border	KHP5716B	KA5716
Corn on the Cob to Cauliflower Border	KHP5717B	KA5717
Vegetable Trug Plaque	KHP5719B	KA5719

For your choice of field tile colours please see pages 38 to 41.



Butterflies

Dainty versions of popular English butterflies, these single tiles are a delight. All six are delicately hand-painted in eye-catching colours on a Clematis background.



KHP5660B Tortoiseshell, KHP5658B Peacock, KHP5657B Painted Lady, KHP5656B Fritillary, KHP5655B Admiral, KB5900 Clematis Gloss Field Tiles



Painted Lady KHP5657B
100x100mm (4x4")



Peacock KHP5658B
100x100mm (4x4")



Admiral KHP5655B
100x100mm (4x4")



Fritillary KHP5656B
100x100mm (4x4")



Swallowtail KHP5659B
100x100mm (4x4")



Tortoiseshell KHP5660B
100x100mm (4x4")



Bon Appétit

Superbly sculpted and detailed tiles, borders and plaques, each displaying arrays of traditional foods from three different European countries, all individually hand-painted on Clematis background.

Olive Corner KHP5661B
35x35mm (1³/₈x1³/₈"



Olive Border KHP5654B 200x35mm (8x1³/₈"



Coffee Grinder KHP5652B
100x100mm (4x4")



Olive KHP5648B
100x100mm (4x4")



Bon Appétit. KHP5648B Hand-painted Olive, KHP5654B Hand-painted Olive Border, KHP5661B Hand-painted Olive Corner, KB5900 Clematis Gloss Field Tile, LC5900 Eucalyptus Gloss Field Tile



Teapot KHP5649B
100x100mm (4x4")



Bread KHP5650B
100x100mm (4x4")



Conserve KHP5651B
100x100mm (4x4")



Decanter KHP5653B
100x100mm (4x4")



French Country Table KHP5757B 300x200mm (12x8")



English Country Table KHP5756B 300x200mm (12x8")



Italian Country Table KHP5758BN 300x200mm (12x8")



Bouquet de Fleurs

FRESH FLOWERS – eleven delicately detailed, moulded designs depicting garden flowers, each available either individually hand-painted on Clematis background, or with a deeply reflective Snowdrop single-colour glaze.



Bouquet de Fleur, Hand-painted on Clematis. KHP5839BN Hand-painted Ring of Flowers Plaque, KHP5837BN Daffodil to Morning Glory Border, KHP5836BN Sunflower to Irises Border, KB5900 Clematis Gloss Field Tile, KB5910 Clematis Gloss Rail, KB5911 Clematis Gloss Frame Internal Corner



BOUQUET DE FLEURS	HAND-PAINTED ON CLEMATIS	SNOWDROP GLAZE
Morning Glory	KHP5820BN	KA5820
Daffodils	KHP5821BN	KA5821
Irises	KHP5822BN	KA5822
Lilies	KHP5823BN	KA5823
Poppy	KHP5824BN	KA5824
Roses	KHP5825BN	KA5825
Sunflower	KHP5826BN	KA5826
Tulips	KHP5827BN	KA5827
Sunflower to Irises Border	KHP5836BN	KA5836
Daffodil to Morning Glory Border	KHP5837BN	KA5837
Ring of Flowers Plaque	KHP5839BN	KA5839

For your choice of field tile colours please see pages 38 to 41.

Ring of Flowers Plaque KHP5839BN 300x300mm (12x12")



Sunflower to Irises Border KHP5836BN 200x60mm (8x2³/₈")



Daffodil to Morning Glory Border KHP5837BN 200x60mm (8x2³/₈")



Morning Glory KHP5820BN
100x100mm (4x4")



Daffodils KHP5821BN
100x100mm (4x4")



Irises KHP5822BN
100x100mm (4x4")



Lilies KHP5823BN
100x100mm (4x4")



Poppy KHP5824BN
100x100mm (4x4")



Roses KHP5825BN
100x100mm (4x4")



Sunflower KHP5826BN
100x100mm (4x4")



Tulips KHP5827BN
100x100mm (4x4")



À la Ferme

FARMYARD ANIMALS – a series of 13 authentically relief-moulded designs with characteristic animals, birds and scenes, each available individually hand-painted on Clematis background.



À la Ferme. KHP5799B Farmyard Plaque, KHP5794B Poultry Border, KHP5797B Geese Border, KHP5796B Piglets Border, KHP5795B Piglet & Lamb Border, KB5900 Clematis Gloss Field Tile, KB5910 Clematis Frame, KB5911 Clematis Frame Internal Corner



Farmyard Plaque KHP5799B 300x300mm (12x12")



Poultry Border KHP5794B 200x50mm (8x2")



Piglet & Lamb Border KHP5795B 200x50mm (8x2")



Piglets Border KHP5796B 200x50mm (8x2")



Geese Border KHP5797B 200x50mm (8x2")



Hen & Chicks KHP5780B
100x100mm (4x4")



Cockerel KHP5781B
100x100mm (4x4")



Cow KHP5782B
100x100mm (4x4")



Ducks KHP5783B
100x100mm (4x4")



Geese KHP5784B
100x100mm (4x4")



Pig KHP5785B
100x100mm (4x4")



Ewe & Lamb KHP5786B
100x100mm (4x4")



Shire Horse KHP5787B
100x100mm (4x4")



Lily Pond

Relax in the idyllic surroundings of a water lily pond with these enchanting creatures. Choose from 8 single tiles, 4 fabulous borders which can be used independently and a magnificent plaque. All individually hand-painted on Clematis background, in a myriad of delightful colours.



Lily Pond. KHP5417B Water Lily Border, KHP5414B Leaping Frog Border, KHP5416B Frog Chorus Border, KHP5415B Frog Tales Border, KHP5404B Heron, KHP5400B Dragonfly, KHP5405B Kingfisher, KHP5402B Frog & Butterfly, KHP5401B Leaping Fish, KB5900 Clematis Gloss Field Tile



Lily Pond Plaque KHP5419B 300x300mm (12x12")



Leaping Frog Border KHP5414B 200x50mm (8x2")



Frog Tales Border KHP5415B 200x50mm (8x2")



Frog Chorus Border KHP5416B 200x50mm (8x2")



Water Lily Border KHP5417B 200x50mm (8x2")



Dragonfly KHP5400B
100x100mm (4x4")



Leaping Fish KHP5401B
100x100mm (4x4")



Heron KHP5404B
100x100mm (4x4")



Mallard Duck KHP5406B
100x100mm (4x4")



Frog & Butterfly KHP5402B
100x100mm (4x4")



Frog & Reeds KHP5403B
100x100mm (4x4")



Kingfisher KHP5405B
100x100mm (4x4")



Peacock Butterflies KHP5407B
100x100mm (4x4")



Coral Reef

Discover the splendours of tropical marine life with these 12 intricately relief-moulded designs, all available individually hand-painted. On each tile the decoration extends to the edge of the tile or border and there is no visible background colour. This allows you to select from the complete palette of field tiles to suit your taste.

Turn to pages 38 to 41 for the full choice available.



KHP5886 Seahorse & Conch Border, KB5900 Clematis Gloss Field Tile



Coral Reef Plaque KHP5888 300x200mm (12x8")



Emperor & Clown Fish Border KHP5884 200x50mm (8x2")



Turtle & Angel Fish Border KHP5885 200x50mm (8x2")



Seahorse & Conch Border KHP5886 200x50mm (8x2")



Angel Fish KHP5870
100x100mm (4x4")



Conch Shell KHP5871
100x100mm (4x4")



Seahorses KHP5872
100x100mm (4x4")



Starfish KHP5873
100x100mm (4x4")



Turtle KHP5874
100x100mm (4x4")



Coral KHP5875
100x100mm (4x4")



Emperor Fish KHP5876
100x100mm (4x4")



Clown Fish KHP5877
100x100mm (4x4")



Fruits de Mer

SEAFOOD – eleven realistically sculptured designs featuring delicacies from the ocean. Each is available individually hand-painted in colour on a choice of two backgrounds (Clematis or Camellia) or with a deeply reflective, single-colour Snowdrop glaze. Selected shells feature a luxurious lustre finish, as indicated underneath the individual tile photographs.



Fruits de Mer, Hand-painted on Camellia. KHP5845T Scallop, KHP5841T Crab, KHP5843T Mussels, KHP5846T Spider Conch, KT5900 Camellia Gloss Field Tile



Sea Harvest Plaque KHP5858B 300x200mm (12x8")

See table below full range of Snowdrop glaze available.



Oyster KA5847
100x100mm (4x4")



Clam KHP5840B (Lustre)
100x100mm (4x4")



Crab KHP5841T
100x100mm (4x4")



Lobster KHP5842T
100x100mm (4x4")



Mussels KHP5843T (Lustre)
100x100mm (4x4")



Prawn KHP5844B
100x100mm (4x4")



Scallop KHP5845B
100x100mm (4x4")



Spider Conch KHP5846B (Lustre)
100x100mm (4x4")



Oyster KHP5847B (Lustre)
100x100mm (4x4")



Sea Shells Border KHP5855T 200x50mm (8x2")



Shellfish Border KHP5856B 200x50mm (8x2")

FRUITS DE MER	HAND-PAINTED ON CLEMATIS	HAND-PAINTED ON CAMELLIA	SNOWDROP GLAZE
Clam*	KHP5840B*	KHP5840T*	KA5840
Crab	KHP5841B	KHP5841T	KA5841
Lobster	KHP5842B	KHP5842T	KA5842
Mussels*	KHP5843B*	KHP5843T*	KA5843
Prawn	KHP5844B	KHP5844T	KA5844
Scallop	KHP5845B	KHP5845T	KA5845
Spider Conch*	KHP5846B*	KHP5846T*	KA5846
Oyster*	KHP5847B*	KHP5847T*	KA5847
Sea Shells Border	KHP5855B	KHP5855T	KA5855
Shellfish Border	KHP5856B	KHP5856T	KA5856
Sea Harvest Plaque	KHP5858B	KHP5858T	KA5858

For your choice of field tile colours please see pages 38 to 41.

* Lustre effect, see note on page 30.



Sea Shells

These delightful tiles depicting shells and starfish are so realistic you can almost hear waves crashing on a sea shore. The detailed designs are hand-painted on Camellia, with selected shells featuring a luxurious lustre finish. You'll find more shells in the Fruits de Mer section too (page 28).



Indian Jewel KHP5424T (Lustre)
100x100mm (4x4")



Sea Star KHP5425T
100x100mm (4x4")



Butterfly Shell KHP5427T
100x100mm (4x4")



Tulip Shell KHP5428T (Lustre)
100x100mm (4x4")



Spider Conch KHP5846T (Lustre)
100x100mm (4x4")



Cone Shell KHP5421T (Lustre)
100x100mm (4x4")



SPECIAL WARNING

To ensure the long life of the hand-painted lustre effect, it is recommended that care be taken when fixing to avoid contact with grout. Cleaning with abrasive materials, strong acid and alkaline chemicals should be avoided.

Sea Shells. KHP5428T Tulip Shell, KHP5424T Indian Jewel, KHP5427T Butterfly Shell, LD5900 Bamboo Gloss Field Tile, KT5900 Camellia Gloss Field Tile



Natural World Collection

This series of borders depicts some of the wonderful creatures that live and play in and around the world's oceans. Each is intricately relief-moulded and individually hand-painted.



Left
KHP5433 Wave,
KHP5431 Dolphins Leaping,
KHP5432 Dolphins Pod,
KT5900 Camellia Gloss Field Tile,
KT5910 Camellia Gloss Rail,
Green Bali Hai Pebble Mosaic Border
on window ledge
(see Earthworks brochure)



Wave KHP5433
200x55mm (8x2 1/4")



Turret Shell & Starfish KHP8820
200x75mm (8x3")



Sundial & Starfish KHP8821
200x75mm (8x3")



Turtles Single KHP5444B
200x55mm (8x2 1/4")



Dolphins Plunging KHP5430
200x55mm (8x2 1/4")



Penguins Swimming KHP5438
200x75mm (8x3")



Penguins Diving KHP5440
200x75mm (8x3")



Turtles Couple KHP5442B
200x55mm (8x2 1/4")



Dolphins Leaping KHP5431
200x55mm (8x2 1/4")



Penguins Sliding KHP5439
200x75mm (8x3")



Penguins Ice Flow KHP5441
200x75mm (8x3")



Turtles Adult & Junior KHP5443B
200x55mm (8x2 1/4")



Dolphins Pod KHP5432
200x55mm (8x2 1/4")



Seaside Collection

TUBE-LINED TILES – Tube-lining is a method of decorating glazed tiles developed by the tile makers of late Victorian England. It requires a high degree of skill, as the outline of each design is piped on to each individual tile. Different coloured translucent glazes are then applied – again by hand – to the separate areas of the design to create miniature works of art.



Seaside Collection. 5310 Salty Simon, 5308 Up and Away, 5312 Jolly Roger, 5309 Surfs Up, 5311 Nautical Nelly, 5313 Day Dreaming, KA5900 Snowdrop Gloss Field Tile, KA8904 Snowdrop Gloss Delta Trim



Sun Worship 5317 200x75mm (8x3")



Day Trip 5318 200x75mm (8x3")



Beach Toys 5319 200x75mm (8x3")



Hazy Lazy Days 5320 200x75mm (8x3")



Sea Spirit 5321 200x75mm (8x3")

12-tile panel (not to scale)



Seaside 5301 310x415mm (12 1/4 x 16 1/2") varies with grout width.



Mary Celeste 5302
100x100mm (4x4")



Sailor Sam 5303
100x100mm (4x4")



Up and Away 5308
100x100mm (4x4")



Surfs Up 5309
100x100mm (4x4")



Pirate Pete 5304
100x100mm (4x4")



Billy Budd 5305
100x100mm (4x4")



Salty Simon 5310
100x100mm (4x4")



Nautical Nelly 5311
100x100mm (4x4")



Barnacle Bill 5306
100x100mm (4x4")



Wobbly Wave 5307
100x100mm (4x4")



Jolly Roger 5312
100x100mm (4x4")



Day Dreaming 5313
100x100mm (4x4")



Floral Garland

TUBE-LINED FLOWER TILES – Tube-lining is a method of decorating glazed tiles developed by the tile makers of late Victorian England. It requires a high degree of skill, as the outline of each design is piped on to each individual tile. Different coloured translucent glazes are then applied – again by hand – to the separate areas of the design to create miniature works of art. Background colour is Clematis.



All Floral Garland tiles shown, with KN5900 Crabapple Gloss Field Tile, KK5900 Foxglove Gloss Field Tile



Sea Bindweed 5960
100x100mm (4x4")



Golden Buttercup 5961
100x100mm (4x4")



Meadow Cranesbill 5962
100x100mm (4x4")



Daisy 5963
100x100mm (4x4")



Wild Rose 5964
100x100mm (4x4")



Woodland Forget-me-not 5965
100x100mm (4x4")



Fuchsia 5966
100x100mm (4x4")



Cottage Honeysuckle 5967
100x100mm (4x4")



Spring Periwinkle 5968
100x100mm (4x4")



Morning Primrose 5969
100x100mm (4x4")



Autumn Leaves

This charming collection of 8 tiles captures the beauty of garden foliage in the minutest detail. The leaves, from trees, shrubs and garden plants, are set against subtle abstract backgrounds in a variety of warm, natural shades to create exquisite artistic miniatures. Background colour is Clematis.



Autumn Leaves. 5989KB Birch, 5982KB Fern, 5987KB Nettle, 5981KB Common Ivy, 5983KB Yew, 5984KB English Elm, SHB5900 Parchment Satin Field Tile



5981KB Common Ivy, 5984KB English Elm, 5986KB Cypress, 5989KB Birch, 5982KB Fern, 5988KB Trailing Ivy, 5983KB Yew, 5987KB Nettle, KB5900 Clematis Gloss Field Tile



Common Ivy 5981KB
100x100mm (4x4")



Fern 5982KB
100x100mm (4x4")



Yew 5983KB
100x100mm (4x4")



English Elm 5984KB
100x100mm (4x4")



Cypress 5986KB
100x100mm (4x4")



Nettle 5987KB
100x100mm (4x4")



Trailing Ivy 5988KB
100x100mm (4x4")



Birch 5989KB
100x100mm (4x4")



LA5900 Dahlia Gloss Field Tile, KB5910 Clematis Gloss Rail



LC5900 Eucalyptus Mix Gloss Field Tile



Snowdrop KA



Camellia KT



Clematis KB



Hawthorn KC



Crocus KD



Bamboo LD



Eucalyptus Mix LC



Bulrush LE

Colour Palette	Snowdrop	Camellia	Clematis	Hawthorn	Crocus	Bamboo	Eucalyptus Mix*	Bulrush	Primrose Mix*	Barley	Honeysuckle Mix*	Cloudberry	Foxglove
Field Tile 100x100x10mm (4"x4"x3/8")	KA5900	KT5900	KB5900	KC5900	KD5900	LD5900	LC5900	LE5900	KL5900	KX5900	KP5900	KR5900	KK5900
Frame/Rail Moulding 100x30mm (4"x1 1/4")	KA5910	KT5910	KB5910	KC5910	KD5910	LD5910	LC5910	LE5910	KL5910	KX5910	KP5910	KR5910	KK5910
Frame Int. Corner Moulding 30x30mm (1 1/4"x1 1/4")	KA5911	KT5911	KB5911	KC5911	KD5911	LD5911	LC5911	LE5911	KL5911	KX5911	KP5911	KR5911	KK5911



Primrose Mix KL



Barley KX



Honeysuckle Mix KP



Cloudberry KR



Geranium LB



Crabapple KN



Woodbine KF



Laurel KE



Dahlia LA



Ionian JE



Aqua Mist JC



Adriatic JA



Forget-me-not KH



Periwinkle KJ



Columbine KG



Pewter JG



Foxglove KK



Aubergine JT



Nero JF

Colour Palette	Geranium	Crabapple	Woodbine	Laurel**	Dahlia	Ionian	Aqua mist	Adriatic	Forget-me-not	Periwinkle	Columbine	Aubergine	Pewter	Nero
Field Tile 100x100x10mm (4"x4"x 3/8")	LB5900	KN5900	KF5900	KE5900	LA5900	JE5900	JC5900	JA5900	KH5900	KJ5900	KG5900	JT5900	JG5900	JF5900
Frame/Rail Moulding 100x30mm (4"x1 1/4")	LB5910	KN5910	KF5910	KE5910	LA5910	JE5910	JC5910	JA5910	KH5910	KJ5910	KG5910	JT5910	JG5910	JF5910
Frame Int. Corner Moulding 30x30mm (1 1/4"x1 1/4")	LB5911	KN5911	KF5911	KE5911	LA5911	JE5911	JC5911	JA5911	KH5911	KJ5911	KG5911	JT5911	JG5911	JF5911

* **MIX COLOURS.** See Important Information at the back of this brochure. ** **LAUREL TILES.** See Important Information at the back of this brochure.
SHADING. The subtle variations in shade between tiles give a wonderful impression of depth to tiled areas. It is important, therefore, to spend some time to achieve the most pleasing distribution of shades before fixing tiles.

COLOUR PALETTE

SATIN



Coconut STA




Gardenia SGA



Parchment SHB



Delft SLB



Pistachio SKH



Sea Grass SKF



Lichen SKC



Storm SVB




Midnight SEB

Colour Palette Satin	Coconut	Gardenia	Parchment	Delft	Pistachio	Sea Grass	Lichen	Storm	Midnight
Field Tile 100x100x10mm (4"x4"x 3/8")	STA5900	SGA5900	SHB5900	SLB5900	SKH5900	SKF5900	SKC5900	SVB5900	SEB5900
Frame/Rail Moulding 100x30mm (4"x1 1/4")	STA5910	SGA5910	SHB5910	SLB5910	SKH5910	SKF5910	SKC5910	SVB5910	SEB5910

SHADING. The subtle variations in shade between tiles give a wonderful impression of depth to tiled areas. It is important, therefore, to spend some time to achieve the most pleasing distribution of shades before fixing tiles.

COLOUR PALETTE

METALLIC



Gold Mix NA
100x100x10mm (4x4x3/8")



Graphite Mix NN
100x100x10mm (4x4x3/8")



Bronze Mix NE
100x100x10mm (4x4x3/8")




Delta Moulding NA8904
200x12mm (8x1/2")

Colour Palette Metallic	Gold	Graphite*	Bronze
Field Tile	NA5900	NN5900	NE5900
Delta Moulding	NA8904	NM8904	-

* GRAPHITE GLAZED TILES

Graphite Glazed Tiles have a copper-based glaze which is prone to discolouration by very mild acids often found in the home, for example in lemon-scented soaps. To minimise this, wash with clean water only and immediately wipe dry. These tiles are recommended for use in dry areas only.



NE5900 Bronze Mix



NN5900 Graphite Metallic Field Tile

SPECIALITY TILES & BORDERS

AVAILABLE IN GLOSS ONLY

This superb choice of special mouldings enables you to embellish your kitchen or bathroom tiling with attractive, professionally finished rails, frames, borders and worktop edging. They are available in a choice of colours as shown in the table below.



Quarter Round Beak
External Glazed
(Set of 4) KB5951



Quarter Round Trim
External Glazed KB5916
100 x 30mm (4 x 1 1/4")



Rope Twist KB8902
200 x 30mm (8 x 1 1/4")



Delta Trim KB8904
200 x 12mm (8 x 1/2")

Colour Palette	Snowdrop	Camellia	Clematis	Hawthorn	Crocus	Bamboo	Eucalyptus Mix	Bulrush	Primrose Mix	Barley	Honeysuckle Mix	Cloudberry	Foxglove
Frame/rail moulding	KA5910	KT5910	KB5910	KC5910	KD5910	LD5910	LC5910	LE5910	KL5910	KX5910	KP5910	KR5910	KK5910
Frame int corner moulding	KA5911	KT5911	KB5911	KC5911	KD5911	LD5911	LC5911	LE5911	KL5911	KX5911	KP5911	KR5911	KK5911
Rail int corner moulding	KA5912	KT5912	KB5912	-	-	-	-	-	KL5912	-	KP5912	KR5912	KK5912
Rail ext corner moulding	KA5913	KT5913	KB5913	-	-	-	-	-	KL5913	-	KP5913	KR5913	KK5913
Frame ext corner moulding	KA5914	KT5914	KB5914	KC5914	KD5914	LD5914	LC5914	LE5914	KL5914	-	KP5914	KR5914	KK5914
Qtr round trim ext glazed	KA5916	KT5916	KB5916	-	-	-	-	-	-	-	-	-	-
Qtr round beak ext glazed	KA5951	KT5951	KB5951	-	-	-	-	-	-	-	-	-	-
Plain V-cap edging tile	KA5952	KT5952	KB5952	-	-	-	-	-	-	-	-	-	-
Plain V-cap internal corner	KA5953	KT5953	KB5953	-	-	-	-	-	-	-	-	-	-
Plain V-cap external corner	KA5954	KT5954	KB5954	-	-	-	-	-	-	-	-	-	-
Rope twist	KA8902	KT8902	KB8902	-	-	-	-	-	-	-	-	-	-
Delta trim	KA8904	KT8904	KB8904	KC8904	KD8904	LD8904	LC8904	LE8904	KL8904	KX8904	KP8904	KR8904	KK8904



Frame Internal Corner Moulding (Set of 4)
KB5911 30 x 30mm (1¹/₄ x 1¹/₄"



Frame External Corner Moulding (Set of 4)
KB5914 30 x 30mm (1¹/₄ x 1¹/₄"



Frame/Rail Moulding
KB5910 100 x 30mm (4 x 1¹/₄"



Rail Internal Corner Moulding (Set of 4)
KB5912



Rail External Corner Moulding (Set of 4)
KB5913




Plain V-cap Edging Tile
KB5952 100 x 52mm (4 x 2x2")



Plain V-cap Internal Corner
KB5953



Plain V-cap External Corner
KB5954



Colour Palette	Geranium	Crabapple	Woodbine	Laurel	Dahlia	Ionian	Aqua Mist	Adriatic	Forget-me-not	Periwinkle	Columbine	Aubergine	Pewter	Nero
Frame/rail moulding	LB5910	KN5910	KF5910	KE5910	LA5910	JE5910	JC5910	JA5910	KH5910	KJ5910	KG5910	JT5910	JG5910	JF5910
Frame int corner moulding	LB5911	KN5911	KF5911	KE5911	LA5911	JE5911	JC5911	JA5911	KH5911	KJ5911	KG5911	JT5911	JG5911	JF5911
Rail int corner moulding	-	KN5912	KF5912	KE5912	-	JE5912	-	JA5912	KH5912	KJ5912	KG5912	-	-	JF5912
Rail ext corner moulding	-	KN5913	KF5913	KE5913	-	JE5913	-	JA5913	KH5913	KJ5913	KG5913	-	-	JF5913
Frame ext corner moulding	LB5914	KN5914	KF5914	KE5914	LA5914	JE5914	JC5914	JA5914	KH5914	KJ5914	KG5914	JT5914	JG5914	JF5914
Qtr round trim ext glazed	-	-	-	-	-	-	-	-	-	-	-	-	-	-
Qtr round beak ext glazed	-	-	-	-	-	-	-	-	-	-	-	-	-	-
Plain V-cap edging tile	-	-	-	-	-	-	-	-	-	-	-	-	-	-
Plain V-cap internal corner	-	-	-	-	-	-	-	-	-	-	-	-	-	-
Plain V-cap external corner	-	-	-	-	-	-	-	-	-	-	-	-	-	-
Rope twist	-	-	-	-	-	-	-	-	-	-	-	-	-	-
Delta trim	LB8904	KN8904	KF8904	KE8904	LA8904	JE8904	JC8904	JA8904	KH8904	KJ8904	KG8904	JT8904	JG8904	JF8904



KB5900 Clematis Gloss Field Tile, KJ5910 Periwinkle Gloss Rail Tile, KJ5900 Periwinkle Gloss Field Tile, KHP5765B Hand-painted Jardin d'Herbes Rosemary

IMPORTANT INFORMATION

Shade Variation

The distinctive yet subtle variations in shade within each tile, border or plaque and between individual pieces give a wonderful impression of depth to tiled areas. It is essential, therefore, to spend some time to achieve the most pleasing distribution of shades before fixing. There may also be subtle shade variations between the background colour on decorative tiles and their matching field tile due to their handmade nature. Before making your choice it is always advisable to ask your Original Style supplier to show you a sample. Before fixing tiles it is important to lay them out in good light to ensure that any shade difference is evenly distributed.

'Mix' Colours

Mix colours have a unique colour effect. This distinctive yet subtle variation in colour allows you to create interesting and attractive distributions of shade. Its effect is particularly enhanced in the gloss range.

Crazed Tiles, Tube-lined tiles

Highly glazed ceramic tiles may craze with time, and no guarantee can be given against this occurring. Tube-lined tiles, in particular, are more prone to this natural process and additional care should be taken as to where these are used. When used in wet areas, crazed tiles should be sealed with an impregnator to stop moisture penetrating the body of the tile and causing discolouration.

Lustre Effect Tiles

To ensure the long life of the hand-painted lustre effect on selected tiles (see pages 28-30), it is recommended that care be taken when fixing to avoid contact with grout. Cleaning with abrasive materials and strong acid or alkaline chemicals should also be avoided.

Laurel (Dark Green) and Graphite Glazed Tiles – Special Warning

Laurel tiles (see page 40) and Graphite Glazed tiles (see page 42) have a copper based glaze which is prone to discolouration by very mild acids often found in the home, for example lemon scented soaps. To minimise this, wash with clean water only and immediately wipe dry. These tiles are recommended for use in dry areas only.

Cleaning

Wash down tiled surfaces with either clean water or a neutral (i.e. not acidic or alkaline) detergent. Dry off and polish with a dry duster. Please note, the use of certain acid based cleaning products may cause some of the tiles to react and change in character.

Dimensions

Nominal dimensions for all Original Style tiles shown in this brochure are given in the introduction to each range. Owing to their deliberately rustic character, actual dimensions will vary from these figures. See section below for how many tiles you will need.

Technical Specification

Where applicable, Original Style tiles are manufactured to conform to **BS EN14411**

Installation

Detailed installation methods for internal applications are specified in **B55385 Part 1** and **ANSI A108**.

For detailed advice on the particular adhesives to use in a variety of circumstances, please refer to the **Original Style Ceramic Wall Tiles Fixing Guide** (applicable in the UK only). In the USA please follow the recommendations of a reputable adhesive manufacturer and always comply with American National Standards Institution (ANSI) specifications as set out in the Handbook for Ceramic Tile Installation published by the Tile Council of America.

Use of tiles on counter top surfaces

Snowdrop, Clematis and Camellia field tiles are manufactured with a harder glaze than other colours. Accordingly, only these colours are suitable for counter top surfaces. Do not forget, however, that if using these tiles on kitchen work surfaces, knives and other implements can still scratch the glaze so Original Style recommends the use of a chopping board or toughened glass surface protector when preparing food or carrying out similar tasks.

Additionally, it is important to fix the tiles with both an adhesive and grout that are impervious to water and easy to clean.

Original Style wall tiles are not recommended for exterior use.

Grouting

In all installations, seal joints with an impervious grout such as BAL SupergROUT. If joints are not completely watertight, moisture can be absorbed into the tile body causing stains to show through the translucent glaze. Use an average grout space of at least 3mm (1/8") to allow for the variations in tile dimensions.

How many tiles will you need?

Please allow an extra five per cent for wastage.

Nominal size – tiles	per square metre	per square foot
100 x 100mm (4" x 4")	100	9.0
Nominal size – borders	per linear metre	Per linear foot
200mm (8")	5	1.5
100mm (4")	10	3.0

Photography

Owing to variations in studio lighting and printing inks, the tile colours shown in this brochure may differ slightly from those of the actual tiles.

Limits of liability

Original Style accepts no liability for the faulty installation of its tiles. In the case of any claim relating to the tiles themselves Original Style's liability, to the extent permitted by law, is limited to either the replacement of the product or a refund of the cost of the product, and does not extend to cover any consequential loss. Tiles must be inspected prior to installation and claims cannot be considered after the tiles have been installed. Please be advised that installation constitutes acceptance of the quality, colour, texture, shade and size of tiles. Original Style warrants that its tiles conform to their description and are fit for their purpose. Original Style makes no other express or implied warranty as to fitness or suitability of the products for particular installations. We extend no guarantees, express or implied, as to wear resistance or maintenance procedures.

Please note the use of certain acid based cleaning products may cause some of the tiles to react and change in character.

Credits

We gratefully acknowledge the assistance of the following companies with photographic settings:

John Lewis

www.johnlewis.co.uk

The Orange Tree

www.theorangetree.co.uk

INFORMATION IMPORTANTE

Variation de teinte

Les différences de tonalités distinctives mais subtiles d'un carreau, d'une moulture et d'une bordure à l'autre permettent d'obtenir un splendide effet de profondeur. Nous vous conseillons par conséquent de prendre le temps nécessaire pour distribuer les teintes de manière harmonieuse avant de procéder au collage. Grâce à la fabrication artisanale vous constaterez peut-être également des variations de teinte subtiles entre la couleur du fond des carreaux décoratifs et les carreaux unis correspondants. Avant de passer commande, il est toujours préférable de vous procurer des échantillons auprès d'un revendeur Original Style. Avant de coller les carreaux, il est important de faire un essai préalable dans de bonnes conditions d'éclairage afin de s'assurer de la bonne distribution des variations de nuance.

Coloris 'Mix'

Les coloris 'mix' (mix = mélange) créent un effet de teinte unique. La variation de couleur distinctive mais à la fois subtile vous permettra de créer des mélanges de tonalités intéressants et attirants. L'effet est surtout visible dans la série Gloss.

Carreaux craquelés, Carreaux 'tube lined'

Les émaux des carreaux de céramique très brillants ont tendance à se craqueler au fil du temps. Nous ne pouvons aucunement garantir que ce phénomène ne se produira pas. Les carreaux à décor barbotine ont particulièrement tendance à subir ce processus naturel. Leur utilisation nécessite donc un soin particulier. Si vous souhaitez utiliser des carreaux craquelés dans des zones humides, vous devez appliquer un imprégnateur pour empêcher l'infiltration d'humidité à l'intérieur du carreau, risquant d'entraîner une décoloration.

Carreaux à effet lustré

Pour garantir dans le temps l'effet lustré peint à la main sur certains carreaux (voir pages 28-30), l'installation doit être réalisée avec le plus grand soin afin d'éviter tout contact entre les carreaux et le joint. Il convient également d'éviter le nettoyage à l'aide de matériaux abrasifs ou de produits chimiques acides ou alcalins puissants.

Carreaux émaillés Laurel (vert foncé) et Graphite - Avertissement

Les carreaux Laurel (voir page 40) ainsi que les carreaux Graphite Metallic (voir page 42) sont recouverts d'un émail à base de cuivre qui a tendance à se décolorer au contact d'acides très doux courants à l'intérieur des foyers (par ex : savons parfumés au citron). Pour éviter ce phénomène, rincez le carrelage à l'eau claire seulement et essuyez immédiatement pour sécher. L'usage de ce type de carreaux est recommandé en zones sèches uniquement.

Nettoyage

Rincez les surfaces carrelées à l'eau propre ou avec un détergent neutre (ni acide, ni alcalin). Séchez et frottez avec un chiffon à poussière. Nous attirons votre attention sur le fait que certains produits détergents à base d'acide peuvent réagir avec les carreaux, altérant ainsi leur caractère.

Dimensions

Les dimensions nominales de tous les carreaux Original Style présentés dans cette brochure sont indiquées dans la présentation de chaque gamme. Ces carreaux ayant un caractère délibérément rustique, leurs dimensions peuvent être légèrement différentes des chiffres indiqués. Le paragraphe qui suit contient des indications pour vous aider à déterminer le nombre de carreaux nécessaires.

Spécifications techniques

Les carreaux Original Style sont fabriqués, ou la norme s'applique, en conformité avec **BS EN14411**.

Installation

Les procédures d'installation en intérieur sont détaillées dans les documents **BS53385 Partie 1** et **ANSI A108**.

Si vous souhaitez obtenir des informations sur le type de colle à utiliser en fonction de votre application, veuillez vous reporter au **Guide de fixation des carrelages muraux Original Style** (disponible en anglais uniquement).

Utilisation des carreaux sur les plans de travail

Les carreaux unis Snowdrop, Clematis et Camellia sont recouverts d'un émail plus dur que celui des autres coloris. Par conséquent, seuls ces coloris sont adaptés aux plans de travail. N'oubliez pas cependant que l'émail risque d'être éraflé par les couteaux et autres instruments de cuisine si vous les installez sur une surface de travail. Original Style recommande donc l'usage d'une planche à découper ou d'une plaque de verre protectrice lors de la préparation des repas ou tâches similaires. En outre, il est important d'installer les carreaux à l'aide d'une colle et d'un coulis imperméables à l'eau et faciles à nettoyer.

Les carrelages muraux Original Style ne sont pas recommandés en vue d'une utilisation en extérieur.

Ciment-joint

Quelle que soit l'installation, vous devez utiliser un joint imperméable. Si les joints ne sont pas parfaitement étanches à l'eau, les carrelages risquent d'absorber l'humidité, entraînant l'apparition de tâches visibles à travers l'émail translucide. La taille des joints doit être d'au moins 3mm afin de tenir compte des éventuelles variations de dimensions des carreaux.

De combien de carreaux avez-vous besoin ?

Dimensions nominales du carreau	par mètre carré
100 x 100mm	100
Dimensions nominales de la bordure	par mètre linéaire
200mm	5
100mm	10

Prévoyez 5 % supplémentaires pour tenir compte des pertes.

Photographies

L'éclairage en studio et les encres utilisées pour l'impression peuvent affecter les couleurs des carreaux présentés dans ce catalogue.

Limitation de responsabilité

Original Style dégage toute responsabilité en cas d'installation incorrecte de ses carrelages. En cas de réclamation relative aux carreaux en eux-mêmes, la responsabilité d'Original Style se borne, dans la limite autorisée par la loi, au remplacement du produit ou au remboursement du prix du produit, et ne couvre pas les dommages indirects. Les carreaux doivent être contrôlés avant installation. Aucune réclamation ne sera prise en compte une fois les carreaux installés. Nous attirons votre attention sur le fait que l'installation du carrelage constitue l'acceptation de la qualité, de la taille, de la couleur, de la texture et de la teinte des carreaux.

Original Style garantit que ses carreaux sont conformes au descriptif fourni et qu'ils sont adaptés à l'usage pour lequel ils sont prévus. Original Style ne formule aucune garantie expresse ou implicite supplémentaire vis-à-vis de l'adéquation ou de compatibilité de ses produits dans des installations spécifiques. Nous ne formulons aucune garantie, expresse ou implicite, vis-à-vis de la résistance à l'usure ou des procédures d'entretien.

Nous attirons votre attention sur le fait que certains produits détergents à base d'acide peuvent provoquer une réaction des mosaïques altérant leur caractère.

WICHTIGE INFORMATIONEN

Farbvariationen

Die markanten aber dennoch feinen Variationen im Farbtönen innerhalb jeder Fliese, Leiste oder Platte und zwischen einzelnen Stücken verleihen gefliesten Bereichen einen wundervollen Eindruck der Tiefe. Es ist deshalb sehr wichtig, sich vor dem Verlegen etwas Zeit zu nehmen, um die schönste Farbtonverteilung zu finden. Es kann auch feine Farbtonabweichungen zwischen der Hintergrundfarbe auf Dekorfliesen und ihren passenden Grundfliesen aufgrund ihrer Handfertigung geben. Bevor Sie Ihre Auswahl treffen, sollten Sie immer zuvor einen Einzelhändler für Original Style nach Mustern fragen. Bevor die Fliesen verlegt werden, ist es wichtig, sie in gutem Licht auszulegen, um sicherzustellen, dass Farbtonunterschiede gleichmäßig verteilt sind.

'Mix' Farben

Die "Mix" Farben haben eine einzigartige Farbenwirkung. Die kennzeichnende noch feine Farbvariationen erlauben Ihnen, interessante und attraktive Verteilung der Farbtönen zu schaffen. Seine Wirkung wird besonders bei der Gloss-Serie erhöht.

Glasurrisse, Relief Fliesen

Die Glasur auf stark glasierte Keramikfliesen können mit der Zeit reißen, und dagegen kann keine Garantie gegeben werden. Besonders im „Majolika“-Verfahren verzierte Fliesen neigen zu diesem natürlichen Prozess, und es sollte besonders Acht gegeben werden, wo diese verwendet werden. Wenn sie in nassen Bereichen verwendet werden, sollten gerissene Fliesen mit einem Imprägnierungsmittel versiegelt werden, um zu verhindern, dass Feuchtigkeit in die Fliese eindringt und Entfärbung verursacht.

Glanzeffektfliesen

Um ein langes Leben des handgemalten Glanzeffektes auf ausgewählten Fliesen (siehe Seiten 28-30) sicherzustellen, wird beim Verlegen empfohlen darauf Acht zu geben, dass die Fliesen nicht mit Fugenmasse in Kontakt kommen. Das Reinigen mit Scheuermitteln und stark säurehaltigen oder alkalischen Chemikalien sollte auch vermieden werden.

Laurel (dunkles Grün) und Graphite glasierte Fliesen – besondere Warnung

Fliesen in der Farbe Laurel (siehe Seite 40) und Graphite (siehe Seite 42) haben eine auf Kupfer basierende Glasur, die zu Entfärbung neigt, auch wenn sie nur mit sehr milden Säuren in Berührung kommt, die oft im Haus zu finden sind, z.B. Seifenprodukte mit Zitronenduft. Um dies zu minimieren, waschen Sie die Fliesen nur mit sauberem Wasser ab und wischen Sie sie sofort trocken. Es wird empfohlen, diese Fliesen nur in trockenen Bereichen zu verwenden.

Reinigung

Waschen Sie geflieste Oberflächen entweder mit sauberem Wasser oder einem neutralen (d.h. nicht säurehaltigen oder alkalischen) Waschmittel ab. Trocknen Sie sie ab und polieren Sie sie mit einem trockenen Staubtuch. Bitte beachten Sie, dass die Verwendung von bestimmten auf Säure basierenden Reinigungsprodukten bei manchen der Fliesen dazu führen kann, dass sie reagieren und sich im Wesen verändern.

Abmessungen

Nominalabmessungen für alle in diesem Prospekt gezeigten Original Style-Fliesen finden Sie in der Einleitung zu jeder Produktreihe. Wegen ihres absichtlich rustikalen Charakters weichen die tatsächliche Abmessungen von diesen Zahlen ab. Siehe Abschnitt unten, um festzustellen, wie viele Fliesen Sie benötigen.

Technische Spezifikation

Wo zutreffend sind alle Original Style Fliesen gemäß **BS EN14411** hergestellt.

Installation

Detaillierte Einbaumethoden für interne Anwendungen sind in **BS5385 Teil 1** und **ANSI A108** genauer beschrieben.

Bitte beziehen Sie sich auf den **Verlegeführer für Original Style-Keramikwandfliesen** (nur im Vereinigten Königreich anwendbar) für detaillierten Rat, welche Klebmittel bei verschiedensten Bedingungen verwendet werden sollen. Bitte folgen Sie in den USA den Empfehlungen eines angesehenen Klebmittelherstellers und befolgen die Nationalen Amerikanischen Einrichtung für Standards (ANSI) wie im Handbuch für Keramikflieseneinbau, veröffentlicht vom Fliesenrat Amerikas, dargelegt.

Verwendung von Fliesen auf Tischoberflächen (Arbeitsplatten)

Grundfliesen in den Farben Snowdrop, Clematis und Camellia werden mit einer härteren Glasur als andere Farben hergestellt. Entsprechend sind nur diese Farben passend für Tischoberflächen und Arbeitsplatten. Vergessen Sie jedoch nicht, dass bei Verwendung dieser Fliesen auf Küchenarbeitsflächen Messer und andere Arbeitsgeräte die Glasur immer noch zerkratzen können. Original Style empfiehlt daher die Verwendung eines Schneidbrettes oder Oberflächenschutz aus gehärtetem Glas bei der Essenszubereitung oder der Ausführung ähnlicher Aufgaben. Es ist wichtig, die Fliesen mit wasserdichtem und leicht zu reinigenden Klebmittel und Fugenmasse zu verlegen. Z.B. wären entweder BAL Grip oder BAL Flex als Klebmittel mit einem Epoxidfugen wie BAL Easyproxy Grout geeignet.

Original Style-Wandfliesen sind nicht zur Außenanwendung empfohlen.

Fugen

Versiegeln Sie alle Installationen mit einer wasserdichten Fugenmasse. Bei undichter Fugenmasse, kann Feuchtigkeit in den Fliesenkörper absorbiert werden, wodurch sich Flecken durch die lichtdurchlässige Glasur zeigen. Verwenden Sie eine durchschnittliche Fugendicke von mindestens 3mm ($\frac{1}{8}$ ") wegen der Abweichungen bei den Fliesenabmessungen.

Wie viele Fliesen brauchen Sie?

Dimensions nominales du carreau	par mètre carré
100 x 100mm	100
Dimensions nominales de la bordure	par mètre linéaire
200mm	5
100mm	10

Bitte planen Sie zusätzliche fünf Prozent für Ausschuss ein.

Photographie

Aufgrund variierender Beleuchtungsverhältnisse im Studio oder bei Druckfarben können die im Katalog zu sehenden Farben geringfügig von der tatsächlichen Farbgebung abweichen.

Haftungsbeschränkung

Original Style übernimmt für die fehlerhafte Installation seiner Fliesen keine Haftung. Sollte es Reklamationen bezüglich der Fliesen selbst geben, dann beschränkt sich die gesetzlich eingeräumte Haftung von Original Style lediglich auf den Artikelaustausch oder Kostenrückerstattung. Weitere Schäden werden nicht abgedeckt. Vor der Installation sind die Fliesen zu prüfen. Nachträgliche Reklamationen können nicht berücksichtigt werden. Bitte beachten Sie, dass Sie durch die Installation hinsichtlich Qualität, Größe, Farbgebung, Textur oder Schattierung keine Beanstandungen anzeigen.

Original Style gewährleistet die Beschreibungs- und zweckgemäße Fabrikationsausführung der Fliesen. Original Style gibt keine weiteren ausdrücklichen oder impliziten Garantien hinsichtlich Eignung der Artikel für besondere Installationsarten. Wir geben weder ausdrücklich noch implizit eine Garantieverlängerung auf Abnutzungsverhalten oder Wartungsarbeiten.

Beachten Sie bitte, dass die Fliesen auf Säure basierte Reinigungsmittel reagieren und ihr Aussehen verändern können.

BELANGRIJKE INFORMATIE

Tint variaties

De karakteristieke subtiele kleurvariaties van de tegels, borders en plaque geven een prachtige diepte-impressie van getegelde oppervlakten. Vraag uw dealer om een voorbeeldtegels als u twijfelt over de kleur. Om dit effect te bewerkstelligen, adviseren wij u, voordat u gaat tegelen, de tegels uit te leggen voor het gewenste effect. Er kan ook een subtiel kleurverschil zijn tussen de decortegels en de gewone tegels. Dit komt omdat het handgemaakte tegels zijn. Dit is ook een reden de tegels uit te leggen voordat u gaat tegelen.

Mix Colours

'Mix colours' tegels hebben een uniek kleur effect. De subtiele kleur variaties creëren interessante en aantrekkelijke schaduw verdelingen. Dit effect is vooral weergegeven in de Gloss serie.

Scheuren in tegels, reliëf tegels

De dikke glazuurlaag op de tegels kan het mogelijk maken dat sommige tegels op den duur gaan scheuren. Garanties dat dit niet gebeurt kunnen niet worden gegeven. Vooral de tubelined tegels zijn gevoelig voor dit proces en extra voorzorg is min of meer vereist. Wanneer ze worden gebruikt in natte ruimtes moeten ze met een impregnerator worden behandeld om binnendringend vocht, en daardoor kleurverandering, tegen te gaan.

Tegels met fonkelend effect

Om lang plezier te hebben van deze tegels (zie pag. 28-30), is het aanbevolen extra voorzichtig te zijn bij het voegen. Het voegsel zou de speciale glans kunnen beschadigen. Schoonmaken met schuurmiddelen, sterke zuren of alkalische chemicaliën moet worden vermeden.

Laurel-(donker groen) en graphite geglazuurde tegels – Voorzichtig!

Laurel tegels (zie pag. 40) en graphite geglazuurde tegels (zie pag. 42) hebben een koper basis glazuur en zijn extra gevoelig voor verkleuring bij gebruik van erg zachte zuren zoals bijvoorbeeld citroen zeepachtigen middelen. Om dit effect tegen te gaan, mag u deze tegels alleen met schoon water afdoen en onmiddellijk drogen met een schone doek. Deze tegels zijn alleen bedoeld in droge ruimtes.

Schoonmaken

Maak de tegels alleen schoon met schoon water of een neutraal schoonmaakmiddel. Daarna afdrogen en oppoetsen met een droge stofdoek. Let op, sommige op zuur gebaseerde schoonmaakmiddelen kunnen kleurverandering opleveren.

Afmetingen

Sommige afmetingen van alle Original Style tegels zoals in deze brochure gepresenteerd kunnen afwijken waardoor hun eigen karakteristieken gewaarborgd blijven. Onderstaand kunt u lezen hoeveel tegels u nodig heeft.

Technische specificaties

Alle Original Style zijn, daar waar van toepassing, geproduceerd volgens de BS EN14411 norm.

Installatie

Gedetailleerde installatie methoden voor intern gebruik zijn gespecificeerd in BS5385 Deel 1 en ANSI A108.

Gedetailleerd advies voor particulier gebruik van lijmen onder verschillende omstandigheden, kunt u lezen in de handleiding "Original Style Keramische Tegels Gids" (alleen in het Engels beschikbaar)

Het gebruik van tegels op liggende oppervlaktes

Snowdrop, Clematis en Camellia tegels zijn voorzien van een hardere glazuur dan andere kleuren. Hierdoor zijn ze te gebruiken voor liggende oppervlaktes. Houdt er wel rekening mee, dat als u scherpe voorwerpen gebruikt op deze tegels, de glazuurlaag beschadigd kan worden. We adviseren u dan ook een snijplank te gebruiken. Het is erg belangrijk een waterbestendige lijm en voeg te gebruiken.

Original Style wandtegels worden niet aanbevolen voor buitengebruik.

Voegen

Gebruik voor het voegen altijd een waterdichte voeg. Als u dit niet doet, kan vocht via de achterkant van de tegel worden opgenomen en kleurverschil ontstaan. Wij adviseren een voegbreedte aan te houden van 3 mm om eventuele maatafwijkingen van de tegels op te vangen.

Hoeveel tegels heeft u nodig?

Dimensions nominales du carreau	par mètre carré
100 x 100mm	100
Dimensions nominales de la bordure	par mètre linéaire
200mm	5
100mm	10

Houdt u rekening met 5 procent snijverlies.

Foto's in de brochure



Kleuren in de brochure kunnen afwijken van de echte tegels. Het gebruik van kunstlicht, papiersoort en inkt, kunnen hier een reden van zijn.

Aansprakelijkheid

Original Style is niet aansprakelijk voor verkeerde installatie van de tegels. De wettelijke aansprakelijkheid van Original Style beperkt zich slechts tot het leveren van nieuwe tegels of het retourneren van de kosten van de tegels en niet over enige andere kosten. De eventuele vergoeding van tegels vindt plaats aan de hand van controle van de tegels voorafgaand aan de plaatsing. Wanneer de tegels geplaatst zijn, is Original Style hier niet meer voor verantwoordelijk. We wijzen u erop dat tot de zetting het aanvaarden van de hoeveelheid, kleur, structuur, afmetingen en schakering van de tegels behoort. Original Style attendeert u erop dat de tegels uitsluitend conform bovenvermelde restricties gebruikt moeten worden.

Original Style attendeert u er tevens op dat zij niet verantwoordelijkheid zijn voor het resultaat van het tegelzetten. Wij geven geen garanties op verkeerd uitgevoerd onderhoud met bijvoorbeeld een zuurhoudend schoonmaakproduct waardoor slijtage en/of kleurverschil kan optreden.





Original Style also produce other ranges of ceramic tiles, natural stone, Mosaics and Victorian floor tiles. Please ask your retailer for copies of these brochures. Please return this brochure to your Original Style stockist after use.

The 'Original Style' logo is a registered trade mark of Original Style Ltd.
Original Style Limited is registered in England number 3018117. Registered Office:
Falcon Road, Sowton Industrial Estate, Exeter, Devon EX2 7LB, England

Your Original Style stockist

£2.00 €3.00 \$3.50

LBC/09/12

GENERAL ENQUIRIES

Tel: +44 (0)1392 473004

Fax: +44 (0)1392 473014

UK SALES

Tel: +44 (0)1392 473000

Fax: +44 (0)1392 473010

USA SALES

Tel: 0 11 44 1392 473002

Fax: 1-866 881 6609 (toll free)

REST OF THE WORLD SALES

Tel: +44 1392 473001

Fax: +44 1392 473011

Email: info@originalstyle.com

Website: www.originalstyle.com

© Copyright Original Style Ltd 2012



MIX
Paper from
responsible sources
FSC® C020230